

Environmental Feasibility Studies
GOLDCORP CANADA LTD.

HOLLINGER PROJECT
(TIMMINS, ONTARIO)


Operations Noise Assessment

November 16, 2010
Project: 107-124-200

Prepared for

Goldcorp Canada Ltd. – Porcupine Gold Mines
4315 Gold Mine Road, P. O. Box 70
South Porcupine, Ontario P0N 1H0

Prepared by


Terry Harding, B.E.Sc., P.Eng.



VALCOUSTICS

Canada Ltd.

TABLE OF CONTENTS

1.0	INTRODUCTION.....	1
1.1	SITE HISTORY.....	2
1.2	PROJECT OVERVIEW.....	2
1.3	GENERAL SETTING.....	3
1.4	SPATIAL AND TEMPORAL BOUNDARIES.....	4
1.5	STUDY APPROACH.....	4
2.0	METHODS.....	5
2.1	GENERAL OVERVIEW.....	5
2.2	CHANGES TO THE PROPOSED PLAN.....	6
2.3	ENVIRONMENTAL NOISE GUIDELINES.....	6
2.3.1	On-Site Operations (Pit and Mine Rock Pile).....	6
2.3.2	Transportation Corridor(s).....	7
2.3.3	Existing Sound Environment.....	7
2.3.4	Applicable Guideline Limits.....	8
2.3.5	Construction Noise.....	9
2.3.6	MOE D-1 and D-6 Land Use Compatibility Guidelines.....	9
2.4	ASSESSMENT RECEPTORS.....	10
2.5	DATA ANALYSIS.....	11
2.5.1	Site Operations.....	11
2.5.2	Equipment Assignments.....	12
2.5.3	Acoustic Modelling.....	13
3.0	DATA ANALYSIS RESULTS.....	13
3.1	NOISE CONTROL MEASURES – 24-HOUR OPERATIONS.....	14
3.2	NOISE CONTROL MEASURES - FOR RESTRICTED (DAYTIME) OPERATIONS.....	15
3.3	MINOR CHANGES TO PROPOSED PLAN AND OPERATING CONDITIONS.....	15
3.3.1	Ultimate Pit Outline.....	16
3.3.2	Additional (Vipond) Pit.....	16
3.3.3	Transportation Corridor Alignment.....	16
3.3.4	Off-Site Mine rock Storage.....	16
4.0	SUMMARY AND CONCLUSIONS.....	16
5.0	REFERENCES.....	17
	GLOSSARY OF TERMS.....	18

LIST OF TABLES

TABLE 2.1	SOUND MONITORING OF EXISTING (BASELINE) AMBIENT CONDITION.....	20
TABLE 2.2	YEAR 1 – 6 OPERATING SCENARIOS.....	26
TABLE 2.3	YEAR 1 – 6 EQUIPMENT ASSIGNMENTS.....	27
TABLE 3.1	PREDICTED SOUND EXPOSURES – WITH NOISE CONTROL MEASURES.....	28

.../cont'd

TABLE OF CONTENTS (continued)

LIST OF FIGURES

FIGURE 1.1	SITE LOCATION AND STUDY AREA
FIGURE 1.2	GENERAL SITE PLAN
FIGURE 1.3	DETAILED SITE PLAN
FIGURE 2.1	SOUND MONITORING LOCATIONS – EXISTING BASELINE CONDITION
FIGURE 2.2	ASSESSMENT RECEPTORS
FIGURE 3.1	MITIGATED HOURLY SOUND EXPOSURES – YEAR 1
FIGURE 3.2	MITIGATED HOURLY SOUND EXPOSURES – YEAR 2
FIGURE 3.3	MITIGATED HOURLY SOUND EXPOSURES – YEAR 3
FIGURE 3.4	MITIGATED HOURLY SOUND EXPOSURES – YEAR 4
FIGURE 3.5A	MITIGATED HOURLY SOUND EXPOSURES – YEAR 5 (STORAGE LOCATION A)
FIGURE 3.5B	MITIGATED HOURLY SOUND EXPOSURES – YEAR 5 (STORAGE LOCATION B)
FIGURE 3.5C	MITIGATED HOURLY SOUND EXPOSURES – YEAR 5 (STORAGE LOCATION C)
FIGURE 3.6A	MITIGATED HOURLY SOUND EXPOSURES – YEAR 6 (STORAGE LOCATION A)
FIGURE 3.6B	MITIGATED HOURLY SOUND EXPOSURES – YEAR 6 (STORAGE LOCATION B)
FIGURE 3.6C	MITIGATED HOURLY SOUND EXPOSURES – YEAR 6 (STORAGE LOCATION C)
FIGURE 3.7	MITIGATED HOURLY SOUND EXPOSURES – YEAR 3
FIGURE 3.8	MITIGATED HOURLY SOUND EXPOSURES – YEAR 5 (STORAGE LOCATION A)
FIGURE 3.9	MITIGATED HOURLY SOUND EXPOSURES – YEAR 6 (STORAGE LOCATION C)

LIST OF APPENDICES

APPENDIX A	EQUIPMENT SOUND LEVEL DATA
APPENDIX B	SAMPLE SOUND EXPOSURE CALCULATION – WITH MITIGATION

Environmental Feasibility Studies

GOLDCORP CANADA LTD.

HOLLINGER PROJECT (TIMMINS, ONTARIO)

Operations Noise Assessment

1.0 INTRODUCTION

Porcupine Gold Mines (PGM), a joint venture between Goldcorp Canada Ltd. (51%) and Goldcorp Inc. (49%) (Goldcorp), is conducting pre-feasibility level studies to determine the potential for re-developing the former Hollinger and McIntyre Mines area, in Timmins (see Figure 1.1), as a new open pit mine and underground (UG) mining complex. For the purpose of this report, this undertaking is referred to as the Hollinger Project.

The former Hollinger Mine is located immediately adjacent to downtown Timmins and the urban area of Schumacher, on the south side of Highway 101. The former McIntyre Mine is located directly north and east of the former Hollinger Mine site. Ore from the proposed Hollinger Project would be processed at the existing Dome ore processing facility (Dome Mill), located approximately 5 km east of the former Hollinger Mine site. Considerable residual gold resources have been identified at the Hollinger Project Site, and development of the Site would have the added advantage of removing a number of known mine hazards (open stopes, mini pits, and near surface underground workings) that are associated with past activities.

This document deals with Noise, and is one of a series of baseline and modelling reports prepared to describe existing environmental conditions, associated with the Hollinger site area, in part to assist with obtaining future environmental approvals to re-open the Hollinger Mine; as well as to assist with project planning and to provide further information for Closure planning.

This introduction, or an abbreviated version of it in some instances, is included in each document, such that the reports can be read independent of one another. Baseline reports are being prepared to describe the following environmental aspects:

- Air Quality;
- Aquatic Environment;
- Cultural Heritage Environment;
- Noise;
- Hydrology;
- Hydrogeology;
- Socio-Economic Setting;
- Terrestrial Environment; and
- Vibration.

The reports have been prepared by AMEC Earth & Environmental, a Division of AMEC Americas Limited (AMEC), with the exception of the baseline reports related to noise and vibration (Valcoustics Canada Ltd.), the cultural heritage environment (Woodland Heritage Services Limited), and the socio-economic setting (PlanningAlliance). The latter three entities worked under the direction of AMEC to ensure an appropriate level of study integration.

1.1 SITE HISTORY

The Hollinger gold deposit was discovered in 1909, as one of the three original major Timmins properties, along with that of the Dome and McIntyre Mines. The main Hollinger Mine operated from 1910 to 1968 and further mining took place in the 1970's and 1980's. The Hollinger, McIntyre and Coniaurum underground mine workings are all interconnected, along with those of a number of other smaller mines in the area.

Because of their connection to the McIntyre Mine, the Hollinger underground workings were kept dry while McIntyre operations continued until 1988, when the McIntyre Mine was shut down. The pumps at Hollinger and McIntyre Mines were shut down in 1991, and the underground working allowed to flood. A surface pump was installed in the McIntyre No 11 Shaft in 2000 and currently the upper mine levels are de-watered to a level ranging between 24 to 34 m below ground surface (mbgs), to help manage near-surface groundwater levels in the area. Mine water from the Hollinger, McIntyre and Coniaurum Mines is managed through the McIntyre No. 11 Shaft, with discharge to Little Pearl Tailings Pond. The McIntyre Mine operated from 1911 to 1988.

1.2 PROJECT OVERVIEW

Goldcorp, through PGM, is planning to develop the Hollinger Project by redeveloping the former Hollinger and McIntyre Mines area as a new open pit and UG mining complex. The open pit complex would involve the sequential development of an open pit, through a series of phased push-backs that would be used to access shallow ore zones within 200 to 250 mbgs. The UG portion of the mine complex would involve the potential development of two new UG ramps and associated ventilation raises that would be used to access deeper ore zones.

Development of the new Hollinger Project would require comparatively limited new infrastructure, as ore from the Project Site would be hauled to and processed at the existing Dome Mill, with tailings from ore processing to be discharged to the existing Dome Mine tailings deposition area.

The UG operations would consist of the Millerton and Central Porphyry Zone (CPS) UG operations. Ramps developed at the Millerton and CPS locations would be developed to approximately 400 mbgs. Mining beyond that point would likely involve shaft hoisting. Opportunities to use existing infrastructure for the deeper mining could potentially involve using the existing Hollinger No. 26 Shaft to develop the Millerton UG, and the McIntyre No. 11 Shaft to develop the CPS UG. Ramp development and associated UG exploration would be used to confirm UG ore resources, and the viability of UG mining.

Under the current open pit design, there would be a requirement for the disposal of approximately 37,000,000 m³ of mine rock. The majority of the mine rock (estimated at 20,000,000 - 30,000,000 m³) would be retained on the Hollinger Project Site and would be used to backfill and overfill the initially excavated phased mine pits. Rock will also be used to build the Environmental Control Berm and the Transportation Corridor with the remainder being stored at the Dome Mine site.

Infrastructure used and/or developed to support the Hollinger Project would include:

- At the Hollinger Project Site:
 - ▶ permanent mine rock and overburden stockpiles;
 - ▶ site water collection and drainage systems (if required);
 - ▶ potentially some small fuel and petroleum product storage facilities (if required);
 - ▶ electrical connections from nearby, currently in place, Hydro One infrastructure; and

- ▶ natural gas (if required) from nearby, currently in place, Union Gas infrastructure.
- Off the Hollinger Project Site:
 - ▶ the approximately 4.8 km long Transportation Corridor linking the Hollinger Project Site with the Dome Mill;
 - ▶ potentially additional mine rock stockpiles (at the Dome site) (if required); and
 - ▶ mine de-watering system from McIntyre No. 11 Shaft to Little Pearl Tailings Pond.

In addition, the Project would include the construction of an Environmental Control Berm around the Hollinger Project Site. This is a key feature of the Project with the main purpose of the Environmental Control Berm being to manage noise and other effects on nearby receptors.

Throughout the operations phase, mine rock material would be used to progressively backfill the phased mined pits. At closure, the remaining pit will be allowed to flood, and the pit discharge will likely be routed by gravity flow south to either the Skynner Creek or Perch Lake systems, both of which drain to the Mountjoy River. All remaining Project infrastructure would be removed at closure, and the Project Site would be rehabilitated in accordance with established mine closure protocols. In addition, closure will be carried out such that existing safety hazards would be removed. Part of the Closure Plan would be to ensure, through stakeholder input and working collaboration with the City of Timmins' Planning Department, that the Project Site would be landscaped in an aesthetically pleasing manner.

1.3 GENERAL SETTING

The Timmins area is characterized by a mix of urban and industrial development superimposed on a forested background. The City of Timmins consists of a major downtown urban area, as well as a number of other smaller urban centres scattered throughout the area, with Schumacher, South Porcupine, and Porcupine being the more prominent of these smaller centres. Various other smaller hamlets also occur throughout the area. All of these areas were amalgamated in 1973 to form the City of Timmins.

South Porcupine and other communities to the east are linked to Timmins by Highway 101, with a commercial strip occurring along this highway between downtown Timmins and Schumacher. Highway 655 extends north from Highway 101, with linkages to the Timmins airport via Airport and Laforest Roads, and linkages further north to Xstrata Copper's Kidd Mine site and Highway 11. Several major transmission, gas, water and sewer lines pass through the area, as well as local services.

Timmins was founded as a mining centre, with the three prominent original mines being the Hollinger Mine, the McIntyre Mine, and the Dome Mine. Of these, only the Dome Mine is still in operation. Numerous other smaller mines also operated in the local area (see Section 1.4); many of which were or became linked to the three major mines at one time or another. None of these smaller historic mines are currently active. Above and below grade tailings, associated with these active and former mine sites, are widespread throughout the study area (Figure 1.1). Prominent mine rock piles are associated with the Dome Mine. There is little evidence of mine rock piles associated with the other mining operations, because all the mines, except for the Dome open pit operation, were underground mines. Mine rock produced by these underground mines was typically used as material for construction and backfill operations.

Topography in the Timmins area is dominated by its location at the transition of Precambrian Shield terrain to the south and southwest, and by flat-lying glaciolacustrine silt and clay plains to the north and east. An extensive glaciolacustrine sand plain area lies to the south of Timmins, including dune formations, and extends into the lower, southwest portion of the study area (Figure 1.2). A prominent esker system extends immediately adjacent and parallel to the east side of Highway 655, north from Highway 101. The local topography reaches a maximum of about 365 m above mean sea level (amsl) in the area just southeast of the Hollinger site and north of Gold Mine Road. Further east towards South Porcupine, and within the glaciolacustrine silt and clay plains, the local topography decreases to as little as 280 m elevation.

The geology of the Timmins area is structurally complex, and includes several major fault zones, and anticline/syncline systems, many of which control surface topographic expressions. The Pearl Lake/Little Pearl Pond and the Gillies Lake area are controlled by these features, and as a result are the location of deeper sediment accumulations. Bedrock exposures are widespread and frequent throughout the major portion of the study area, but with much reduced expression in the areas dominated by glaciolacustrine silt, clay and sand plains.

Several small lakes and numerous ponds are scattered throughout the area, with larger numbers of ponds having formed along low gradient creek valleys as a result of beaver activity. Most of the area's drainage is captured by the Porcupine and South Porcupine Rivers, which flow east, converging just upstream of Porcupine Lake, northeast of the Dome Mine site. The Porcupine River is a low gradient system that has its headwaters in the area just north and east of the Hollinger site. The Porcupine River drains into Night Hawk Lake and the Frederick House River system. Areas south and west of the Hollinger site drain to either the Skynner Creek or Perch Lake systems, both of which drain to the Mountjoy River, which flows into the Mattagami River. Areas north and west of the Hollinger site drain to Gillies Lake and the Town Creek system, which drains to the Mattagami River; or slightly further north there are a number of smaller drainages that drain directly west to the Mattagami River.

Virtually all drainages in the area have been affected by existing or past mining activities, which have affected water quality, and to a lesser extent drainage patterns themselves.

The majority of the landscape that has not been developed for urbanization or mining remains in forest cover, with the exception of principal agricultural areas to the north and south of Timmins, near to the Mattagami River, and a number of smaller parcels of land in and around the Porcupine Lake area. Forest communities in the area are virtually all second growth as a result of past logging activities, and fires. Throughout the generally lower-lying, eastern portion of the study area, forest communities are dominated by varying mixtures of Black Spruce and poplar (Trembling Aspen and Balsam Poplar), with White Spruce, Jack Pine, Balsam Fir, Larch and White Birch as common associates. Central portions of the study area, where rock outcroppings are common, show similar forest community types but with a somewhat stronger representation of Jack Pine. Sandy areas north of Gillies Lake bordering Highway 655, and south and west of the Kayorum (Hollinger) tailings stack, show a dominance of Jack Pine, or Jack Pine with poplar. The abundance of poplar in the area is indicative of the level of past disturbance, as poplar species are typically secessional and not characteristic of mature forest communities. Virtually all major forest blocks are transected by roads, transmission lines, trails, or other such linear features.

1.4 SPATIAL AND TEMPORAL BOUNDARIES

To encompass all potential development areas and immediate drainages there from, Local Study Area (LSA) boundaries for natural environment investigations were focussed on watershed and riverine boundaries, with the exception of the northwest study area boundary, which was defined by Laforest Road and a narrow strip of land bordering the east side of Highway 655 (Figure 1.1). The narrow strip of land bordering the east side of Highway 655 was included because this area includes a small trailer park and a single residence north of the trailer park, which have the potential to be affected by possible Hollinger related developments. Biophysical environmental studies are limited to this larger area, but depending on the specific discipline, may focus only on the relevant portions of the LSA.

The socioeconomic study area (SESA) is based on the City of Timmins limits, which encompass both urban and rural areas (Figure 1.3).

1.5 STUDY APPROACH

Consideration was given to developing a single environmental baseline report, or a series of baseline reports. In the final analysis, it was determined that development of a series of separate baseline reports was most advantageous, with an attempt to standardize these reports to the greatest extent practicable. The entire study team functioned as an integrated unit to a coordinated effort.

2.0 METHODS

2.1 GENERAL OVERVIEW

The materials to be removed from the open pit will include gold bearing ore and mine rock. The removal and processing of these materials will give rise to noise from associated equipment operations. Such sources will include in-pit drills for setting, pit excavators for loading the haul trucks as well as dozers for maintaining the pit floor, and haul trucks for transporting ore and mine rock along the transportation corridor. Noise will also be generated at the mine rock fence line storage, including noise from the haul trucks driving to and from the dumping point, as well as from dedicated waste pile equipment used for shaping the pile and general maintenance.

The current pit design envisions a large excavation at the top of the deposit, which will eventually focus down into three to four smaller sub-pits towards the bottom of the deposit. For planning and design purposes, these sub-pits have been named according to their general location within the project area. The excavation will occur in several distinct phases over an anticipated approximate six year life span: the “92 pit”, the “Millerton pit”, and the “Central pit” (a fourth area called “Vipond pit” has since been added, at the northeast end, immediately beside Central pit. See Section 2.2 below). The 92 pit occupies the southern lobe and will be excavated first. The Millerton pit occupies the western portion and will be excavated in earnest once 92 pit is finished. Central pit occupies the central and eastern portions of the ultimate outline, represents the bulk of the overall operations, and will proceed in earnest once the Millerton excavation is completed. (It is expected that the additional Vipond pit will proceed just prior to the bulk of the Central pit operations). Excavation of the various phases (pits) will be staggered in time, with some overlap occurring between the phases. The analysis accounts for the phasing of the excavating; that is, all excavation and associated noise producing activities occurring in one pit only at the beginning and end of the overall six year lifespan, as well as in two pits simultaneously for the years in-between. Phased production capacity has also been accounted for in this assessment, ramping up from approximately 25% in Year 1, 50% during Year 2, to approximately 100% by Year 3.

This analysis is based on the initial three pit phasing plan, which is:

- the “92 pit” is excavated first, with expected completion sometime in Year 3;
- Millerton pit is second, beginning in Year 2 with completion expected sometime in Year 5; and
- Central pit will be excavated last, beginning in Year 3 with completion expected approximately by Year 6, or end of the expected life span of the Hollinger site.

Mine rock will be stored on-site within the fence line. The mine rock from the excavation of the first stage (92 pit) will be used to build sound barrier berms at strategic locations, as well as construction of the transportation corridor to the Dome processing plant. During the second and third stages, the mine rock will be used to complete the perimeter sound barrier berms, with excess rock going to the fully excavated phase 1 and phase 2 pits, and finally over the remaining areas within the fence line. The massing of the on-site waste storage assumes an ultimate waste pile height of approximately 45 to 50 m, but this may vary somewhat. The current volume storage calculations indicate some off-site storage may be needed, but this has not been addressed in this study, and can be updated later as needed. If required, it is expected the off-site storage would be at the Dome site. This is briefly addressed in Section 3.3.4.

As is discussed in subsequent sections of this report, environmental (sound) barriers will be needed around the periphery (or portions thereof) of the various pits being excavated, as well as at the perimeter of the mine rock pile, to reduce the noise emissions from the site operations at the nearby residential areas. It is expected the sound barriers will take the form of berms constructed of mine rock. These barriers will be constructed in stages at strategic locations and times, to address the sound emissions associated with the phasing of the localized site activities. The construction of the sound barriers is not considered as part of the regular operations noise, and is not considered in this assessment. This is addressed further in the Guidelines Section 2.3 below.

The new transportation corridor alignment between the pit and the existing processing plant at the Dome mine site as proposed by Goldcorp Canada Ltd -Porcupine Gold Mines has been used. The proposed alignment is close to the centre of the open area between the site and the Dome mine, and furthest away from the peripheral residential areas the north and south.

Using reference sound level data for the various equipment, and operating conditions considered to be worst case, sound levels were predicted for each of the four mine rock scenarios, for the case without any noise mitigation measures, as well as with mitigation. In all cases the mitigation consists of a sound barrier (rock berm) at the perimeter of the pit and mine rock pile.

The existing site topography has been accounted for in the analysis (hills, valleys, vegetation, etc.) and assuming soft (sound absorbing) ground cover. The forested areas along either side of the transportation corridor were also accounted for, with exception of the areas cleared for the utility corridors.

2.2 CHANGES TO THE PROPOSED PLAN

As is often the case for studies conducted during the feasibility phase of a large project, the design has been advanced somewhat relative to the conditions considered in this report. This includes the ultimate pit outline, and as previously mentioned the additional Vipond pit, as well as the transportation corridor to the Dome site. The ultimate pit outline has changed slightly, the primary difference being the outline of 92 pit along the south side, and now seems to be more shared excavation with Central pit. Also, an alternate “north” alignment for the transportation corridor to the Dome site has been proposed. Some preliminary discussions regarding the change to the ultimate pit outline, the additional pit, and possible north alignment, as well as slight differences for the south transportation corridor alignment considered in this study, and effects these will have on the report conclusions are presented in Section 3.3 below. However, the main findings of this study are still valid. Any changes to address the final conditions are expected to be very minor relative to the conclusions presented here. The noise assessment will be revised once the pit design has been frozen and final transportation corridor determined, in the detailed engineering phase.

2.3 ENVIRONMENTAL NOISE GUIDELINES

The City of Timmins By-Law No. 1983-1998 provides only very general guidance in regard to regulating noise, and does not include sound level limits that must be met. This is often the case for municipal noise by-laws, and the noise guidelines of the Ministry of the Environment (MOE) are typically invoked to address noise matters and establish appropriate sound level limits, in the absence of specific sound level limits in the municipal by-laws.

The MOE noise guidelines require that the noise assessment determine the “predictable worst case” effects. Thus, the assessment needs to evaluate the largest possible excess over the noise guideline limits based on the proposed operations in any hour of operation.

2.3.1 On-Site Operations (Pit and Mine Rock Pile)

Noise sensitive receptors requiring consideration are residential and similar recreational uses, as well as hospitals, retirement residences and long-term care facilities, day cares, schools, etc. Under the MOE noise guidelines for stationary sources, there are no sound level limits for commercial/office uses.

The areas within the zone of influence around the pit and mine rock piles can be considered “Class 2” areas, according to MOE definition. A Class 2 Area is an area that has qualities representative of both Class 1 (urban) and Class 3 (rural) areas, specifically, where the sounds of man are dominant during the daytime, and in which a low ambient sound environment defined by natural environment and infrequent human activity typical of a rural environment typically occurs during the evening and nighttime (see Glossary of Terms for definitions of Class 1, Class 2 and Class 3 areas). This is certainly true for the locations in the built up areas, but also applies to the locations considered along Goldmine Road, due mostly to the road traffic sources frequently audible on this road.

The appropriate environmental sound level guidelines are found in the MOE Publication NPC-205, “*Sound Level Limits For Stationary Sources In Class 1 and 2 Areas (Urban)*”. For a Class 2 Area, the sound from the source (L_{eq} in any hour) should not exceed the existing ambient one hour L_{eq} at the receptors of concern, for any of the hours coinciding with the site operations. The acoustical descriptor L_{eq} is the Energy Equivalent Continuous Sound Level, which is an averaging of the sound energy over a defined time period. The time period referenced in the MOE guidelines is one hour.

Notwithstanding the above, for a Class 2 Area, no mitigation is required for any source that does not exceed 50 dBA (one hour L_{eq}), at any off-site receptor of concern between the hours of 0700 and 1900 hours. Between 1900 and 0700 hours, the limit is 45 dBA. The 45 dBA and 50 dBA limits are referred to as the “minimum exclusion” limits.

Please note that the MOE terminology “stationary source” refers to the site as a whole, including the composite effect of all of the individual sound sources, even if the latter can actually move around the site. Thus, source, as referred to above, means the site (operation) as a whole, including mobile machinery.

2.3.2 Transportation Corridor(s)

There are no specific statutes, regulations, formal policies under the Planning Act or guidelines applicable to adding licensed motor vehicles to public roadways and dealing with noise. However, the new transportation corridor(s) will not be part of any public roadway system. The transportation corridor is considered as being part of the stationary source and is therefore subject to the same criteria and conditions as noted in Section 2.1.1 above.

To summarize, the applicable sound level limits for the site operations and transportation corridors are:

- Daytime (0700 to 1900 hours): 50 dBA (or the existing ambient if higher); and
- Evening and Nighttime (1900 to 0700 hours): 45 dBA (or the existing ambient if higher).

2.3.3 Existing Sound Environment

To establish the applicable sound level guideline limits, staff of Valcoustics Canada Ltd visited the area from July 17 to 21, 2007, as part of the pre-feasibility (Reference 1) studies. The purpose of this visit was to identify noise sensitive areas potentially affected by operations at the pit, waste pile and transportation corridors, and to measure and qualify the existing sound environment at these representative noise sensitive areas.

Figure 2.1 shows the sound monitoring sites, and location descriptions. These sites include locations where long-term unattended noise monitoring measurements were made continuously over a period of approximately 24 to 40 hours, with a few exceptions where the duration of measurement was slightly less than 24-hours (due to logistical constraints). Regardless, the long-term monitoring included the critical 1900 to 0700 hour evening/nighttime period in all cases, which is when the lowest ambient sound levels typically occur, and thereby defining the governing sound level limit for continuous round-the-clock operations. Measurement intervals of 60 minutes were used for the long-term monitoring. A series of short term (minimum 20 minute) spot measurements were also made at various times on different days for other locations. The MOE considers a minimum 20 minute sound exposure as being representative of the full 60 minute (hourly) L_{eq} .

The monitoring locations were originally chosen to coincide with potential design options being considered at the time of the pre-feasibility studies for off-site storage of mine rock. This included mine rock storage areas north of Algonquin Blvd (Hwy 101), and the closest residential (or other noise sensitive uses) to those storage areas. The mass off-site storage for mine rock is no longer being considered, and the receptor locations furthest away from Algonquin Blvd are no longer that relevant to this assessment, since the other receptor locations are much closer to the pit area(s) and transportation corridor to the Dome site. The southernmost of these receptors north of Algonquin Blvd are still somewhat relevant due to the potential

influence from the pit. This study retains the noise monitoring results for all receptor locations for simplicity and as a matter of interest.

Several of the noise monitoring sites in Figure 2.1 show two id's for a single location. This is simply an artifact of the previous pre-feasibility assessment nomenclature used, and due to the various options for off-site mine rock storage being considered at that time.

Table 2.1 summarizes the ambient measurements for all locations in Figure 2.1. The levels reported for the long-term noise monitoring sites are the one hour period where the *minimum* sound level occurred throughout the 0700 to 1900 hour daytime period, as well as the 1900 to 2300 hour evening and 2300 to 0700 hour nighttime periods. Since the mine operations may potentially be around-the-clock, the minimum levels define the applicable guideline limits, provided these levels are not below the “exclusionary limits” noted in Section 2.3.2 above.

Various acoustical parameters were measured, including the sound exposure in terms of the L_{eq} (the Energy Equivalent Continuous Level), and various L_n values (i.e., the sound level exceeded for a certain percentage of the time for each measurement interval, for example the L_{90} is the sound level exceeded for 90% of the time during the one hour long interval, which is representative of the “noise floor” for a time varying sound level). The L_{max} and L_{min} were also measured (the maximum and minimum sound level occurring for each interval). For simplicity, only the L_{eq} is reported in Table 2.1. The L_n values can be important when qualifying the acoustical environment, but are not integral to the noise guideline limits. All acoustical descriptors measured at the long-term sites are included in Appendix A of the Reference 1 report, and are not reproduced here. The raw measurement files for the short-term sites are very numerous and are not included in this report, but can be provided if necessary.

The measurements at the long-term monitoring sites were made using a General Radio 1" condenser microphone with General Radio Type 1560-P42 pre-amplifier connected to a Metrosonics dB 604 precision sound level analyser. The system was calibrated for each measurement location using a Larson Davis Model CA250 precision acoustic calibrator. The dB 604 analyser included a tripod mounted wind anemometer to inhibit the measurement acquisition for wind speeds greater than approximately 20 kph. The short term (spot) measurements were made using a Larson Davis 824 Precision Sound Level Meter, and calibrated using a Brüel and Kjaer 4231 acoustic calibrator. All microphones were equipped with wind screens. The measuring microphones were mounted on tripods 1.5 m above the existing grade, except at one location (the hospital at the west side of Highway 655) where the tripod was mounted atop an approximate 2 m high rock outcrop. This location was used to better represent ambient sound levels at the upper floors of the hospital.

All sound measurements were made in accordance with MOE 103 Procedures. The weather conditions throughout the measurements were favourable, with light winds and no precipitation. Appendix A of the Reference 1 report includes the weather data for the July 17 to 21, 2007 period, as recorded at the closest weather station (Timmins), along with the raw measurement files, and are not reproduced here.

2.3.4 Applicable Guideline Limits

Table 2.1 confirms that the exclusionary limits apply to all the closest locations potentially effected by the undertaking, that is:

- 50 dBA for the (0700 to 1900) daytime period; and
- 45 dBA for the (1900 to 2300) evening and (2300 to 0700) nighttime periods.

There were a few exceptions where measured ambient sound exposures were higher than the exclusion limits, but these all occurred at locations north of Algonquin Blvd, and specifically, locations closest to Highway 655 (for example, the Timmins and District Hospital at the northwest corner of Highway 655 and Ross Street: monitoring Site B-6/C-7; and the Children's Treatment Centre immediately south of the hospital, at the southwest corner of Highway 655 and Ross Street: monitoring Sites C-4 and C-5).

The measurements at all other monitoring locations closest to the periphery of the pit outline confirm the minimum exclusionary limits.

The short term measurements at the residential area immediately west of the proposed pit (monitoring Site P-3) suggest slightly higher background sound levels at least for the daytime periods when the samples were taken, but this is not supported by the long-term measurements made nearby at the Allied Steel yard (monitoring Site P-5). The higher levels at P-3 were influenced by close pass-bys of vehicles on Shania Twain Road. Longer duration samples, and measurements for periods when the Shania Twain Centre was closed, show much lower sound levels. The minimum exclusion limits therefore seem to apply for the residential areas opposite the west boundary.

2.3.5 Construction Noise

Item (2) "Excluded Sources" in Section A.3 of Annex to Publication NPC-205, "Sound Level Limits For Stationary Sources In Class 1 and 2 Areas (Urban)" October 1995, states that noise due to construction activities is excluded from compliance with the numerical sound level limits in NPC-205.

For this site, the building of the sound barrier berms and construction of the transportation corridor are by definition a construction activity. Therefore, noise from these construction activities is not included in the predictions addressing the regular day to day operations. Relatively speaking, the construction activities are short duration events and the noise associated with these events are normally not a concern, or at least are considered as being tolerable in the short term. In addition, most of the construction activities will (or can) be restricted to the daytime hours only to minimize the potential noise effects.

The MOE do have noise guidelines to address construction noise, but amount only to instantaneous sound level limits at a fixed reference distance from one piece of construction equipment. These sound level limits are summarized in MOE Publication NPC-115 "Construction Equipment". Complying with the instantaneous sound level limits of NPC-115 does not ensure compliance with the NCP-205 guideline limits by default.

2.3.6 MOE D-1 and D-6 Land Use Compatibility Guidelines

The MOE D-1 and D-6 guidelines are intended to assist in the planning process when new sensitive land uses are proposed within the potential influence area of existing facilities, or when new facilities are proposed where existing sensitive uses would be within the new influence area. The stated objectives of the MOE guidelines are to "...minimize or prevent, through the use of buffers, the exposure of any person... to adverse effects associated with the operation of specified facilities...". Environmental noise is one identified, potential, adverse effect.

Separation distance is one buffering technique. Other types of buffers or mitigation are recognized, such as sound barrier berms, walls or buildings. Where a specific site is proposed for development, it is the proponent's responsibility to investigate, propose and implement mitigation that can be located either at the source, elsewhere on the facility site, on the sensitive land use site, or on intervening sites.

The D-6 guideline is a direct application of D-1, specific to industrial operations/facilities and sensitive land uses.

Guideline D-6 identifies potential separation distances between sensitive land uses and industry, based on categorizing industry into one of three classes.

Class I:	potential zone of influence 70 m; minimum 20 m.
Class II:	potential zone of influence 300 m; minimum 70 m.
Class III:	potential zone of influence 1000 m; minimum 300 m.

The setbacks are typically lot line to lot line. Where zoning setbacks preclude uses with potential for conflict, setbacks on source or receptor properties can be part of the minimum setback.

There are several pit-falls in the literal application of Guideline D-6:

- The D-1 and D-6 guidelines are broad guidelines considering a variety of potential environmental effects, including noise, vibration, air quality, etc. Distance separation alone is generally not an efficient mitigation technique for noise or vibration, because of the non-linear relationship between sound level and distance from a source. That is, the rate of fall off of sound level diminishes with increasing distance. Thus, relying on distance alone can lead to inefficient use of infrastructure and available land. Including mitigation such as sound barriers, building orientation, or noise control at source (e.g., equipment selection, silencers on fans, etc.) can often lead to appropriate compliance with noise criteria and land use compatibility, using separation distances less than the minimum in the D-6 guidelines.
- Applying the minimum recommended (or other arbitrary) separation distance provides no assurance there will be no significant environmental effects and that no mitigation will be required. There have been occasions where planners assumed that implementing either the minimum or a separation distance equal to the indicated potential zone of influence automatically resolved all issues. This cannot be automatically assumed. Conversely, there are examples where noise sensitive developments have been approved with buffer setbacks much less than the minimums under D-6, on the basis that the applicable MOE noise guideline limits of LU-131 or NPC 205/232 are met. In other words, compliance with the numeric sound level limits of the MOE can be a better predictor of land use compatibility, rather than buffer setbacks alone and in the absence of numeric sound limits.

In general, compliance with the numeric sound level guideline limits outlined in MOE publications LU-131 or NPC 205/232 have been adequate to demonstrate land use compatibility between industrial facilities and noise sensitive uses, for buffer setbacks less than the suggested minimums outlined in the D-1 and D-6 publications.

2.4 ASSESSMENT RECEPTORS

Figure 2.2 shows the assessment receptors considered in this assessment.

Individual receptor locations were used in this assessment to assess the noise levels without noise mitigation, and also to determine the control measures necessary to show compliance with the noise guideline limits. In addition, sound level contours superimposed on a scaled aerial image were also employed to assess the potential effects at the closest noise sensitive areas, for several of the pit phasing conditions.

In general, the relevant noise sensitive areas potentially effected by the anticipated operations noise at the pit, mine rock stockpiling and transportation corridors are:

- Open Pit:
 - ▶ The detached dwellings along the east side of Railway Street and east side of Laidlaw Street (as well as the detached dwellings to the west of these), immediately west of the general pit area.
 - ▶ The residential mobile homes and trailers at the Fairway Village Trailer Park, immediately south of the pit area.
 - ▶ The residential condominium at the south side of Algonquin Boulevard East (Highway 101), immediately north of the pit area.
 - ▶ The detached dwellings and institutional building (Extendicare long-term care facility) along the southwest periphery of the Schumacher residential area immediately northeast of the pit.

- Mine rock Stockpiling (Within the Fence Line):
 - ▶ Same locations as noted above for the open pit.
- New Transportation corridor:
 - ▶ The existing detached dwellings along the north side of Gold Mine Road, opposite the south side of the transportation corridor.
 - ▶ The detached dwellings along the south periphery of the Schumacher residential area, as well as the southern periphery of the Gold Centre subdivision east of Schumacher area, all being opposite the north side of the transportation corridor.

Several of these receptor locations coincide with the ambient noise monitoring sites in Figure 2.1.

As noted previously, the MOE noise guidelines do not apply to commercial or office uses. However, due to the close proximity of the noise sensitive areas to the existing commercial development, ensuring appropriate sound levels at the noise sensitive areas should also ensure appropriate sound levels at the commercial uses by default.

2.5 DATA ANALYSIS

2.5.1 Site Operations

The regular site operations form a complex sound source. A pit operation is a dynamic, continually changing process, that moves across and around the site. Development of the mine rock pile is similarly complex. The primary noise sources are:

- operations in the pit associated with the extraction of material;
- hauling ore bearing material to the existing processing facilities at the Dome Mine site via a new transportation corridor; and
- activities associated with the progression and maintenance of the mine rock storage within the fence line.

Construction activities, such as the stripping of overburden, are not included in the assessment in accordance with MOE guidelines (construction activities are an 'excluded' source).

Table 2.2 summarizes the anticipated Year 1-6 Operating Scenarios and phasing of the pits, and assumptions regarding the general site operations and assignment of the mine rock haul trucks:

The worst case condition occurs during the first year of each pit, where all operations occur at or close to the existing grade. Over time the pit will increase in depth such that additional acoustical screening would be provided by the outer rim of the pit, due to the pit equipment decreasing in elevation relative to the top of the sound barrier berm (and increased interruption of the line-of-sight to the receptors by the perimeter edge of the pit/berms). For purposes of the calculations, an average advance rate for the pit floor of about 50 m/year was assumed.

The waste pile storage within the fence line will also advance in height over time. The process occurs as regular lifts of a given height and beginning with the construction of a sound barrier berm at the outer edge (initially assumed to be the same sound barrier berm constructed around the periphery of the pits during Years 1 to 3). Once the height of the lifts approaches the height of the previously constructed perimeter berm(s), a sound barrier berm at the perimeter of the waste pile will be constructed to maintain screening of the activities atop the waste pile. This waste pile perimeter berm would advance in height in step with the increase in the waste pile height. Over time, the acoustical screening at the waste pile also becomes more effective as the height of the pile increases.

The sound level predictions have been reviewed for each of the Year 1 to 6 conditions. For all three pits, operations are assumed initially at grade, with an advance rate of 50 m deeper per year. The fence line storage of mine rock is also assumed initially at grade (beginning in Year 5). In Year 6, the height of the fence line waste pile is assumed to be at the ultimate height. The sound level predictions for the fence line mine rock storage assumes the equipment activities are concentrated at three specific areas atop the waste pile, these being the east limit of the pile, the south limit, and then the west limit. The analysis assumes these three areas are active at different times, that is, not at all three areas are active simultaneously. This presents a worst case condition due to the concentration of activity at one specific location.

2.5.2 Equipment Assignments

The main noise producing activities at the pit are based on the following:

- three pit loaders (CAT 992F wheeled loader);
- four pit dozers (CAT D9 dozers);
- two CAT 385 excavators, and three CAT 16M graders; and
- four Driltech D45K pneumatic drills.

It is assumed all pit equipment can be operating at any given time.

The main noise producing activities associated with the transporting of mine rock from the pits is based on the following:

- one CAT D10 dozer operating on the pile at any given time;
- up to eight CAT 785B haul trucks (per hour) carrying mine rock out of the pit, initially to build the transportation corridor, and then either to assist in building the perimeter sound barrier berms, fill the previous fully excavated pit, or transporting to the fence line mine rock storage; and
- the dumping of the mine rock from the CAT 785B hydraulic bucket at the dump point.

Noise associated with the transportation corridor to the existing Dome processing plant is based on the following:

- up to seven CAT 785B haul trucks (per hour) carrying ore out of the pit and along the transportation corridor to the Dome processing plant.

The number of haul trucks/hour noted above are the *total* number of trucks. The analysis is based on total movements/hour or pass-bys/hour at any given point along the truck route, in either direction, which is 2x the number of trucks/hour. This assumes all trucks depart and arrive during the same one hour window.

Table 2.3 summarizes the equipment assignments used in the analysis. For Years 1 and 2 where production capacity is less than 100%, the number of equipment in operation is simply prorated by the same production capacity percentage:

A utilization of 90% was assumed for all equipment, except the crusher at the Dome processing plant where 100% was assumed.

As noted for Year 1, the building of the transportation corridor to the Dome processing plant was included, in terms of trucks hauling mine rock to build the road, as well as a dozer for grading/levelling. Once the transportation corridor is completed in Year 1, there will be trucks hauling ore to the Dome processing plant, but in numbers less than that during the initial construction. The initial scenario relating to construction of the transportation corridor was therefore included to assess a worst case condition for Year 1, and is conservative in that the truck volumes associated with the Year 1 regular operations will be less due to fewer haul trucks to the processing plant.

For the dozer helping with the construction during Year 1, the modelling uses three separate locations along the transportation corridor (one close to the Hollinger site, one close to the middle of the transportation corridor, and one close to the Dome site) to assess the noise at various positions along the route, recognizing that the dozer is likely to work in a small locale for much of the time, at least on an hourly basis. The analysis considered is equivalent to having three dozers operating simultaneously on the transportation corridor when in fact only one is assumed to be present. This was done to avoid having to run multiple case scenarios for the dozer position on the transportation corridor, and on the basis the sound exposures contribution from the dozer sources are not additive relative to each other, due to the large separation between the positions. In other words, the results would be the same had separate scenarios been considered for the dozer position on the transportation corridor.

As noted previously, the hauling of mine rock to off-site storage has not been addressed in this study. The current volume storage calculations indicate some off-site storage may be needed, and is expected to be the dormant pit at the Dome site. The trucks carrying mine rock would use the same transportation corridor (transportation corridor). The additional trucks carrying mine rock along the transportation corridor has not been accounted for in this assessment. Some preliminary discussions about this are noted in Section 3.3.

2.5.3 Acoustic Modelling

The sound exposure predictions were made using CadnaA, 3-D acoustical modelling software and the scaled aerial plan. Site topography was accounted for. This model was used to determine the predicted sound exposures at each of the receptor locations, accounting for distance attenuation, ground attenuation and inherent screening by sound barrier berms for the mitigation case. All fixed or stationary noise sources were modelled as point sources radiating sound energy into a hemisphere. The haul truck movements were modelled as line source segments.

The pit equipment was assumed to be fairly evenly distributed around the pit floor.

The haul trucks will dump the mine rock at one general area at the waste pile within the fence line, with a dozer working nearby to redistribute the rock. All noise producing activities on the pile will therefore only take place at one localized area on the mine rock pile, at any given time. To account for this process occurring at other areas on the mine rock pile, three different locations were modelled for each option, referred to as Storage Location A, Storage Location B, and Storage Location C, and representing the western, southern and eastern limits of the overall waste storage area, respectively. These three locations were used to be representative of areas closest to nearby residential areas.

The maximum sound emission level data for equipment was obtained directly from our previous work on the pre-feasibility assessment for this site completed in 2008 (Reference 1). This data came mostly from our prior work for the Dome Mine site in 1996 (for equipment that is the same) or as obtained directly from the manufacturer.

The sound level data used in this analysis are summarized in Appendix A.

To address the worst case condition, it was assumed that all of the equipment noted in Section 2.5.2 operates simultaneously around the clock.

The sound exposures at each receptor location were initially predicted assuming no mitigation. Control measures were then investigated to determine the location, type and degree of mitigation measures necessary.

3.0 DATA ANALYSIS RESULTS

Without noise mitigation, sound levels associated with the trucks on the transportation corridor to the Dome processing facility meet the MOE guideline limits.

Noise mitigation will not be needed for the transportation corridor, based on the southern alignment considered here, and accounting for the screening by the heavy vegetation along either side of the transportation corridor.

The analysis reconfirms the conclusions from the pre-feasibility study that mitigation measures are needed for the pit operations, as well as for the storage of mine rock.

3.1 NOISE CONTROL MEASURES – 24-HOUR OPERATIONS

Figures 3.1 to 3.6 show the sound exposure predictions including noise mitigation. Figures 3.5A, B and C, and Figures 3.6A, B and C show the sound exposures for dumping of mine rock at the Storage Locations A, B and C at the fence line waste pile, respectively.

The sound exposures are based on the following noise control measures:

- Year 1 (Figure 3.1):
 - ▶ 25 m high berm around the west-south-east periphery of 92 pit;
 - ▶ 10 m high sound barrier segment along a portion of the north site property line .
- Year 2 (Figure 3.2):
 - ▶ 92 pit berm remains the same at 25 m high;
 - ▶ 27 m high berm around western periphery of the Millerton pit once operations start at Millerton pit;
 - ▶ the initial 10 m segment along the portion of the north site property line must increase to 25 m once operations start at Millerton pit.
- Year 3 (Figure 3.3):
 - ▶ Portion of berm at southwest periphery of 92 pit increases by 5 m to total 30 m height (but only in the vicinity of the trailer park – the rest along the southeast segment can remain at 25 m);
 - ▶ the 27 m high berm around western periphery and along north limit of site increases by 5 m to total 32 m height;
 - ▶ 30 m berm needed around eastern periphery of the site once operations start at Central pit.
- Year 4 (Figure 3.4):
 - ▶ No changes to the berm heights are necessary.
- Years 5 (Figures 3.5A, 3.5B, 3.5C):
 - ▶ No changes to the perimeter berm heights are necessary (assuming fence-line storage of the mine rock occurs behind the berms built during the Year 1-4 conditions).
- Years 6 (Figures 3.6A, 3.6B, 3.6C):
 - ▶ No changes to the perimeter berm heights are necessary;

- ▶ the berm atop the fence line waste pile must be maintained above the top of the waste pile by approximately 12 m at the eastern side, 10 m along the southern side, and 10 m along the west side.

Figures 3.7, 3.8 and 3.9 show the sound level contours for several example cases, these being Year 3, Year 5 (Storage Location A) and Year 6 (Storage Location C), respectively, with the described noise control measures in place.

With the sound barrier heights noted, the predictions indicate the MOE noise guideline limits are met assuming operations around the clock, and based on the operating and equipment assumptions noted previously.

In all cases the sound barrier berms will most likely be built from the waste materials extracted from the pit, but other materials can also be used, including acoustic fences of adequate face density. The acoustic fences could be used in combination with berms to minimize the width needed for the base of the berm. In order to be effective, the sound barrier must be free of gaps/cracks and maintain a minimum face density of 20 kg/m² (MOE requirement).

Table 3.1 summarizes the predicted sound exposures at all receptor locations for the Year 1-6 conditions, including the mitigation measures to allow compliance with the 45 dBA nighttime guideline limit, that is, assuming operations around the clock.

The analysis does not currently account for a gap in the perimeter berm to allow access for the haul trucks from the pits to the transportation corridor. Final details for the preferred access point are being developed. The access point will presumably be at some point on the southeast boundary. This location should not affect the results of this study in any fundamental way since there are no noise sensitive receptor locations in this immediate vicinity.

A sample calculation is included in Appendix B.

3.2 NOISE CONTROL MEASURES - FOR RESTRICTED (DAYTIME) OPERATIONS

Operations at one or more of the pits could initially be restricted to the 0700 to 1900 hour daytime period to reduce the height of the perimeter berms. For example, operations occurring within the pit could be restricted to the daytime period until the pit floor has advanced in depth and the perimeter sound barrier berm becomes more effective. Similarly, the operations atop the fence line waste pile could be restricted to the daytime at least for the most sensitive areas closest to residential locations.

A very preliminary analysis was done assuming daytime operations only within a given pit, and compliance with the 50 dBA daytime (0700 -1900 hour) guideline. The berm heights are reduced by about 10 m relative to the heights noted in Section 3.1 above (except for the 10 m segment high segment for the Year 1 condition at the north property line which is 10 m to begin with: a minimum berm height of 5 m was considered for that location). Once the pit floor has advanced in depth by the same amount (e.g., 10 m per the case noted above), then nighttime operations could resume and compliance with the 45 dBA nighttime guideline limit maintained.

3.3 MINOR CHANGES TO PROPOSED PLAN AND OPERATING CONDITIONS

Some changes to the pit outline, road alignment and operating conditions relating to possible off-site storage of mine rock have occurred since the bulk of the work had been completed for this report. This addresses the effects these changes may have on the conclusions presented here.

Future studies as part of detailed design will update the conclusions and control measures, accounting for any changes that have occurred.

3.3.1 Ultimate Pit Outline

The primary difference is the southern extent of 92 pit is slightly different.

This change to the pit outline does not appear to put any noise sensitive areas closer to the pit. The existing uses at the south side of Gold Mine Road, opposite this southerly pit extension, are commercial. Although there are no noise guideline for these uses, the mitigation proposed to address the closest residential areas will be adequate to ensure acceptable noise levels at these commercial uses.

Elsewhere, any differences to the ultimate pit outline will have negligible effect on the conclusions presented here.

3.3.2 Additional (Vipond) Pit

The updated plan shows a small pit at the northeast area, immediately beside Central pit. This additional pit is still within the perimeter environmental control berm, and is not expected to place additional noise producing operations closer to off-site noise sensitive areas. This is because of this pits location adjacent to the vacant lands along the southeast boundary of the site.

Once the pit outlines have been frozen, this will be confirmed.

3.3.3 Transportation Corridor Alignment

This study is based on the south alignment shown in Figure 1-2, although some minor changes have occurred from the alignment used in this study. These minor differences will have no effect on the conclusion presented here.

The north option alignment makes an approach closer to the residential along the southern limits of Shumacher and Gold Centre to the east. The closest approach occurs for Gold Centre. The noise contours for the south alignment would also (essentially) apply to the north alignment, that is, approximately the same sound exposure would be expected for an equivalent setback from the centreline of the transportation corridor. Assuming this, the 45 dBA nighttime limit may be slightly exceeded at the extreme southern dwellings in Gold Centre. It is expected that a berm would be needed at the north side of the north alignment, for the elbow section opposite Gold Centre, and possibly continuing westward for a distance. The height of the berm would need to be determined but would likely be in the vicinity of at least 5 m above the road surface.

3.3.4 Off-Site Mine rock Storage

The primary issue associated with off-site storage of mine rock at the Dome site is expected to be the increased number of haul trucks along the transportation corridor. The activities associated with the storage and maintenance of mine rock at the Dome site itself is not expected to be problematic, due to the depressed elevation of the dormant pit, and acoustical screening created by the perimeter of this pit.

For the south transportation corridor alignment, the increased number of trucks is not expected to have an effect on the conclusion presented here.

For the north alignment, the increased number of trucks is expected to result in the need for a larger and greater extent of sound barrier along the north side of the transportation corridor, relative to that discussed in Section 3.3.3 above.

4.0 SUMMARY AND CONCLUSIONS

This feasibility assessment supports the following general conclusions:

1. Compliance with the applicable MOE noise guidelines is possible with appropriate noise mitigation measures. The noise mitigation measures are feasible, albeit perhaps somewhat onerous in terms of the sound barrier heights necessary assuming initial operations around the clock.
2. The barrier heights can be reduced if operations are restricted to the daytime period, at least initially. Nighttime operations within the pits could be initiated once the pit floor has advanced in depth. Restricting operations to the daytime period could also be used minimize the noise at the more sensitive areas.
3. To satisfy the nighttime noise guideline limit, a berm height starting at approximately 25 m is needed at Year 1, increasing to about 30 m at most areas by Year 3, and maximum of approximately 32 m.
4. Noise control measures are not required for the transportation corridor to the Dome processing plant. [Control measures such as a sound barrier berm may be needed for the north corridor alignment, and will be confirmed as a part of the detailed design studies].
5. A berm at portions of the perimeter of the fence line mine rock storage is required. The height must be maintained at least 10 m above the elevation of the waste pile, 12 m above for sections along the east periphery.
6. Some changes to the plan and operating conditions have occurred since the time the bulk of the work for this study were completed. These and any other changes that may occurred will be addressed as part of the ongoing detailed environmental studies. However, it is fully expected the main conclusions presented in this report remain valid, and only very minor modifications would be needed to suite the final design.

5.0 REFERENCES

1. "Goldcorp Canada Ltd. Hollinger Project (Timmins, Ontario), Pre-Feasibility Environmental Baseline Studies, Operations Noise Assessment", Valcoustics Canada Ltd., Project: 107-124, February 11, 2008.
2. "Model Municipal Noise Control By-Law", Final Report, Ontario Ministry of Environment, August 1978.
3. "Noise Emission Levels for Vehicles in Ontario", Ontario Ministry of Transportation and Communications, November 1985, H05-85-02.
4. "Sound Level Limits for Stationary Sources in Class 1 and 2 Areas (URBAN)" Ontario Ministry of Environment, Publication NPC-205, October 1995.
5. "Information to be Submitted for Approval of Stationary Sources of Sound", Ontario Ministry of Environment, Publication NPC-233, October 1995.
6. "Environmental Noise Study, Dome Mine, Timmins, Ontario ", Valcoustics Canada Ltd., Project: 96-011, August 19, 1996.
7. "Sound and Vibration Impact Assessment, Porcupine Joint Venture. Proposed Open Pit Mining Operation, Timmins, Ontario ", Valcoustics Canada Ltd., Project: 103-081, October 6, 2003.
8. "Hollinger Open Pit Geotechnical Study Report - Draft", AMEC Earth and Environmental, August 2007.

GLOSSARY OF TERMS

Class 1 Area (MOE definition):

means an area with an acoustical environment typical of a major population centre, where the background sound level is dominated by the urban hum.

Class 2 Area (MOE definition):

means an area with an acoustical environment that has qualities representative of both Class 1 and Class 3 Areas, and in which a low ambient sound level, normally occurring only between 2300 and 0700 hours in Class 1 Areas, will typically be realized as early as 1900 hours.

Other characteristics which may indicate the presence of a Class 2 Area include:

- ! absence of urban hum between 1900 and 2300 hours;
- ! evening background sound level defined by natural environment and infrequency human activity; and
- ! no clearly audible sound from stationary sources other than from those under impact assessment.

Class 3 Area (MOE definition):

means a rural area with an acoustical environment that is dominated by natural sounds having little or no road traffic, such as the following:

- ! a small community with less than 1000 population;
- ! agricultural area;
- ! a rural recreational area such as a cottage or a resort area; or
- ! a wilderness area.

Construction (MOE definition):

"Construction" includes erection, alteration, repair, dismantling, demolition, structural maintenance, painting, moving, land clearing, earthmoving, grading, excavating, the laying of pipe and conduit whether above or below ground level, street and highway building, concreting, equipment installation and alteration and the structural installation of construction components and materials in any form or for any purpose, and includes any work in connection therewith.

Construction Equipment (MOE definition):

"Construction equipment" means any equipment or device designed and intended for use in construction, or material handling, including but not limited to, air compressors, pile drivers, pneumatic or hydraulic tools, bulldozers, tractors, excavators, trenchers, cranes, derricks, loaders, scrapers, pavers, generators, off-highway haulers or trucks, ditchers, compactors and rollers, pumps, concrete mixers, graders, or other material handling equipment.

Conveyance (MOE definition):

"Conveyance" includes a vehicle and any other device employed to transport a person or persons or goods from place to place but does not include any such device or vehicle if operated only within the premises of a person.

dB - Decibel:

See Sound (Pressure) Level.

dBA - A weighted decibel:

A nationally and internationally standardized frequency weighting applied to the sound level spectrum to approximate the sensitivity of the human hearing mechanism as a function of frequency (pitch).

L_{eq} - The energy equivalent continuous sound level:

The constant sound level over the time period in question, that results in the same total sound energy as the actually varying sound. Must be associated with a time period.

L_x - Statistical Sound Level Descriptor:

The sound level exceeded for x% of the time. For all practical purposes, L₉₀ is the residual (lowest) ambient sound level.

Sound (Pressure) Level:

Measured in decibels (dB) it is the logarithmic ratio of the instantaneous energy of a sound to the energy at the threshold of hearing. Mathematically:

$$SPL (dB) = 20 \log \left(\frac{p}{p_0} \right)$$

where p is the pressure due to the sound and p₀ is the pressure at the threshold of hearing, taken as 20 micro Pascals.

Stationary Source (MOE definition):

"Stationary source" means a source of sound which does not normally move from place to place and includes the premises of a person as one stationary source, unless the dominant source of sound on those premises is construction or a conveyance.

TABLE 2.1
SOUND MONITORING OF EXISTING (BASELINE) AMBIENT CONDITION – JULY 2007

Site ID ⁽¹⁾	Potential Source of Influence	Date	Start Time	Duration (hour : min)	Measured Sound Exposure (L _{eq} , dBA) ⁽²⁾	Guideline Limit (dBA)	Comment
Monitoring Locations for Receptors with "A" Designations							
A-1 (long term)	Transportation Corridor	July 17 to 19, 2007	1212 hours	24 : 00	D-42 E-39 N-35	D-50 E-45 N-45	- unattended
A-2 / P-2 (short term)	Fence Line Waste Storage and/or Central Pit	July 18, 2007	1756 hours	00 : 20	D-49	50	- road traffic on Highway 101 - HVAC at Extencicare rooftop
A-2* / P-2* (long term)	Fence Line Waste Storage and/or Central Pit	July 18 to 20, 2007	1735 hours	00 : 20	D-48	50	- road traffic on Highway 101 - HVAC at Extencicare rooftop
A-3 (short term)	Transportation Corridor	July 17, 2007	1844 hours	00 : 20	D-48 E-43 N-40	D-50 E-45 N-45	- unattended
A-4 (long term)	Transportation Corridor	July 18 to 19, 2007	1708 hours	25 : 00	D-44	50	- distant road traffic on Highway 101 to north
A-5 (long term)	Transportation Corridor	July 20 to 21 2007	2239 hours	22 : 00	D-42 E-36 N-37	D-50 E-45 N-45	- unattended
Monitoring Locations for Receptors with "B" Designations							
B-1 (short term)	Beyond Primary Zone of Influence	July 19, 2007	2056 hours	00 : 20	E-46	46	- rustling leaves in trees
		July 20, 2007	1837 hours	00 : 20	D-39	50	- water flowing in nearby stream - road traffic to west and southwest
		July 21, 2007	1209 hours	00 : 20	D-58	50	- nearby power lawnmower

.../cont'd

TABLE 2.1 (continued)
SOUND MONITORING OF EXISTING (BASELINE) AMBIENT CONDITION – JULY 2007

Site ID ⁽¹⁾	Potential Source of Influence	Date	Start Time	Duration (hour : min)	Measured Sound Exposure (L_{eq} , dBA) ⁽²⁾	Guideline Limit (dBA)	Comment
Monitoring Locations for Receptors with "B" Designations (continued)							
B-2 (short term)	Beyond Primary Zone of Influence	July 20, 2007	1911 hours	00 : 20	E-42	45	- birds / distant road traffic - a few cars on McLean Drive
		July 21, 2007	1200 hours	00 : 20	D-48	50	- birds / distant road traffic - rustling leaves in trees
B-3 (short term)	Beyond Primary Zone of Influence	July 21, 2007	1320 hours	00 : 20	D-48	50	- road traffic on La Forest Rd - rustling leaves in trees
		July 18, 2007	1615 hours		D-46	50	- distant road traffic on Highway 101 to north
B-4 / C-2 (short term)	Beyond Primary Zone of Influence	July 19, 2007	1218 hours	00 : 24	D-49	50	- road traffic on Highway 655 - noise from quarry to northeast
		July 21, 2007	1351 hours	00 : 20	D-45	50	- road traffic on Highway 655 - noise from quarry to northeast
B-5 / C-6 (long term)	Beyond Primary Zone of Influence	July 19, 2007	2000 hours	24 : 00	D-44 E-44 N-36	D-50 E-45 N-45	- unattended
B-6 / C-7 short term)	Beyond Primary Zone of Influence	July 19, 2007	2026 hours	00 : 20	E-53	53	- Highway 655 road traffic dominant - noise from hospital HVAC equipment
		July 20, 2007	1451 hours	00 : 20	D-56	56	- Highway 655 road traffic dominant - noise from hospital HVAC equipment
		July 21, 2007	0011 hours	00 : 20	N-51	51	- Highway 655 road traffic dominant - noise from hospital HVAC equipment

.../cont'd

TABLE 2.1 (continued)
SOUND MONITORING OF EXISTING (BASELINE) AMBIENT CONDITION – JULY 2007

Site ID ⁽¹⁾	Potential Source of Influence	Date	Start Time	Duration (hour : min)	Measured Sound Exposure (L _{eq} , dBA) ⁽²⁾	Guideline Limit (dBA)	Comment
Monitoring Locations for Receptors with "C" Designations							
C-1 (short term)	Fence Line Waste Storage and/or Central Pit	July 20, 2007	1911 hours	00 : 20	E-42	45	- birds / distant road traffic - a few cars on McLean Drive
C-2 / B-4 (short term)	Beyond Primary Zone of Influence	July 18, 2007	1615 hours	00 : 20	D-46	50	- distant road traffic on Highway 101 to north
		July 19, 2007	1218 hours	00 : 24	D-49	50	- road traffic on Highway 655 - noise from quarry to northeast
C-3 (short term)	Fence Line Waste Storage and/or all Pits	July 21, 2007	1351 hours	00 : 20	D-45	50	- road traffic on Highway 655 - noise from quarry to northeast
		July 19, 2007	1100 hours	00 : 25	D-55	53 ⁽³⁾	- Highway 655 road traffic dominant - noise from hospital HVAC equipment
		July 20, 2007	1526 hours	00 : 20	D-53	53	- Highway 655 road traffic dominant - noise from hospital HVAC equipment
C-4 (short term)	Fence Line Waste Storage and/or all Pits	July 21, 2007	0038 hours	00 : 20	N-47	47	- Highway 655 road traffic dominant - noise from hospital HVAC equipment
		July 19, 2007	1129 hours	00 : 20	D-59	53 ⁽³⁾	- Highway 655 road traffic dominant - noise from hospital HVAC equipment
C-5 (short term)	Fence Line Waste Storage and/or all Pits	July 20, 2007	1526 hours	00 : 20	D-53	53	- Highway 655 road traffic dominant - noise from hospital HVAC equipment
		July 19, 2007	1129 hours	00 : 20	D-63	58 ⁽³⁾	- Highway 655 road traffic dominant - noise from hospital HVAC equipment
		July 20, 2007	1552 hours	00 : 20	D-58	58	- Highway 655 road traffic dominant - noise from hospital HVAC equipment

.../cont'd

TABLE 2.1 (continued)
SOUND MONITORING OF EXISTING (BASELINE) AMBIENT CONDITION – JULY 2007

Site ID ⁽¹⁾	Potential Source of Influence	Date	Start Time	Duration (hour : min)	Measured Sound Exposure (L _{eq} , dBA) ⁽²⁾	Guideline Limit (dBA)	Comment
Monitoring Locations for Receptors with "C" Designations (continued)							
C-6 / B-5 (long term)	Beyond Primary Zone of Influence	July 19, 2007	2000 hours	24 : 00	D-44 E-44 N-36	D-50 E-45 N-45	- unattended
C-7 / B-6 (long term)	Beyond Primary Zone of Influence	July 19, 2007	2026 hours	00 : 20	E-53	53	- Highway 655 road traffic dominant - noise from hospital HVAC equipment
		July 20, 2007	1451 hours	00 : 20	D-56	56	- Highway 655 road traffic dominant - noise from hospital HVAC equipment
C-8 (short term)	Fence Line Waste Storage and/or Central Pit	July 21, 2007	0011 hours	00 : 20	N-51	51	- Highway 655 road traffic dominant - noise from hospital HVAC equipment
		July 21, 2007	1539 hours	00 : 20	D-41	50	- rustling leaves in trees
Monitoring Locations for Receptors with "D" Designations							
D-1 (short term)	Dome Processing Plant	July 20, 2007	1318 hours	00 : 20	D-43	50	- distant traffic to northwest (Highway 101)
		July 20, 2007	2056 hours	00 : 20	D-42	50	- distant traffic to northwest (Highway 101)
D-1 (long term)	Dome Processing Plant	July 21 to 22, 2007	1810 hours	17 : 20	D-42	D-50	- unattended
					E-37 N-36	E-45 N-45	
D-2 (short term)	Dome Processing Plant	July 20, 2007	1405 hours	00 : 20	D-48	50	- distant traffic to northwest (Highway 101)
		July 20, 2007	2123 hours	00 : 20	E-46	46	- distant traffic to northwest (Highway 101)

.../cont'd

TABLE 2.1 (continued)
SOUND MONITORING OF EXISTING (BASELINE) AMBIENT CONDITION – JULY 2007

Site ID ⁽¹⁾	Potential Source of Influence	Date	Start Time	Duration (hour : min)	Measured Sound Exposure (L_{eq} , dBA) ⁽²⁾	Guideline Limit (dBA)	Comment
Monitoring Locations for Receptors with "P" Designations							
P-1 (short term)	92 Pit, Millerton Pit and/or Fence Line Waste Storage	July 17, 2007	1702 hours	00 : 20	D-47	50	- road traffic to south dominant
		July 18, 2007	1233 hours	00 : 20	D-55	50	- power lawn mower in distance - rustling leaves in trees
		July 19, 2007	1349 hours	00 : 20	D-49	50	- road traffic to north - rustling leaves in trees
		July 20, 2007	1651 hours	00 : 20	D-45	50	- road traffic to north - rustling leaves in trees
P-2 / A-2 (short term)	Fence Line Waste Storage and/or Central Pit	July 18, 2007	1756 hours	00 : 20	D-49	50	- road traffic on Highway 101 - HVAC at Extendicare rooftop
		July 18, 2007	1735 hours	00 : 20	D-48	50	- road traffic on Highway 101 - HVAC at Extendicare rooftop
P-2* / A-2* (long term)	Fence Line Waste Storage and/or Central Pit	July 18 to 20, 2007	1835 hours	40 : 00	D-48 E-43 N-40	D-50 E-45 N-45	- unattended
		July 18, 2007	1052 hours	00 : 20	D-58	55 ⁽³⁾	- cars on Shania Twain Rd
P-3 (short term)	92 Pit and/or Fence Line Waste Storage	July 19, 2007	1803 hours	00 : 20	D-57	55 ⁽³⁾	- idling transport truck nearby
		July 19, 2007	2139 hours	00 : 20	E-48	48	- road traffic on Highway 101 dominant
		July 21, 2007	1125 hours	00 : 20	D-55	55	- noise from commercial area to west

.../cont'd

TABLE 2.1 (continued)
SOUND MONITORING OF EXISTING (BASELINE) AMBIENT CONDITION – JULY 2007

Site ID ⁽¹⁾	Potential Source of Influence	Date	Start Time	Duration (hour : min)	Measured Sound Exposure ($L_{eq,T}$ dBA) ⁽²⁾	Guideline Limit (dBA)	Comment
Monitoring Locations for Pit (continued)							
P-4 (short term)	92 Pit and/or Fence Line Waste Storage	July 18, 2007	1139 hours	00 : 26	D-48	50	- cars to/from Shania Twain Centre
		July 19, 2007	1810 hours	00 : 20	D-50	50	- distant traffic/urban hum
		July 20, 2007	1130 hours	00 : 20	D-44	50	- distant traffic/urban hum
P-5 (short term)	92 Pit and/or Fence Line Waste Storage	July 18, 2007	1145 hours	00 : 20	D-46	50	- cars to/from Shania Twain Centre
P-6 (long term)	92 Pit and/or Fence Line Waste Storage	July 20-21, 2007	1201 hours	28 : 00	D-43 E-42 N-38	D-50 E-45 N-45	- unattended

Notes:

- (1) See Figure 2.1.
- (2) D= 0700 to 1900 hours daytime period; E = 1900 to 2300 hours evening period; N = 2300 to 0700 hours nighttime period
- (3) Applicable limit is determined by the lowest indicated value occurring during the same daytime, evening or nighttime period.

TABLE 2.2
YEAR 1 – 6 OPERATING SCENARIOS

Year	Operations	Production Capacity	Comment
Year 1	92 pit only.	25%	-92 pit operations at grade. -Some mine rock trucks build the transportation corridor, rest build the sound barrier berm.
Year 2	92 pit continues. Millerton pit started.	50%	-Millerton pit operations at grade. -92 pit operations depressed with regard to grade. -Majority of the mine rock trucks build the sound barrier berm.
Year 3	92 pit complete. Millerton pit continues. Central pit started.	100%	-Central pit operations at grade. -Millerton pit operations depressed with regard to grade. -Majority of mine rock trucks from Millerton fill the 92 pit, remaining trucks build berm.
Year 4	Millerton pit complete. Central pit continues.	100%	-Central pit operations depressed with regard to grade. -Majority of mine rock trucks from Central fill Millerton pit, remaining trucks build berm.
Year 5	Central pit continues. Fence line mine rock storage begins.	100%	-Central pit operations depressed with regard to grade. -Majority of mine rock trucks from Central pit to fence line storage. -Fence line storage occurs behind the berms previously built during Years 1-4 for the pits.
Year 6	Central pit continues. Fence line mine rock storage continues.	100%	-Central pit operations depressed with regard to grade. -Majority of mine rock trucks from Central pit to fence line storage. -Fence line storage analysis assumes activity concentrated at three specific areas of the waste pile (east limit, south limit, west limit), at different times.

TABLE 2.3
YEAR 1 – 6 EQUIPMENT ASSIGNMENTS

Year	Operations	Production Capacity	Equipment Summary	Transportation Corridor Summary
Year 1	92 pit only.	25%	<p>92 Pit: 3 CAT 992 Loaders x 25% = 1 2 CAT 385 Excavators x 25%= 1 4 D45K Drills x 25%= 1 3 CAT 16M Graders x 25%= 1 4 CAT D9 Dozers x 25%= 1</p> <p>Transportation Corridor: One CAT D9 Dozer during initial construction.</p>	<p><u>Transportation Corridor to Dome:</u> 8 trucks/hour (based on building transportation corridor, which is worst case with regard to 25% capacity of 7 trucks hauling ore= 2 trucks/hour)</p>
Year 2	92 pit continues. Millerton pit started.	50%	<p>92 Pit: 3 CAT 992 Loaders x 50% / 2 = 1 2 CAT 385 Excavators x 50% / 2 = 1 4 D45K Drills x 50% / 2 = 1 3 CAT 16M Graders x 50% / 2 = 1 4 CAT D9 Dozers x 50% / 2 = 1</p> <p>Millerton Pit: Same calculation as 92 pit above.</p>	<p><u>Transportation Corridor to Dome:</u> 7 trucks/hour x 50% = 4</p>
Year 3	92 pit complete. Millerton pit continues. Central pit started.	100%	<p>Millerton Pit: 3 CAT 992 Loaders x 100% / 2 = 2 2 CAT 385 Excavators x 100% / 2 = 1 4 D45K Drills x 100% / 2 = 2 3 CAT 16M Graders x 100% / 2 = 2 4 CAT D9 Dozers x 100% / 2 = 2</p> <p>Central Pit: 3 CAT 992 Loaders x 100% / 2 = 1 (balanced with regard to total available) 2 CAT 385 Excavators x 100% / 2 = 1 4 D45K Drills x 100% / 2 = 2 3 CAT 16M Graders x 100% / 2 = 2 (balanced with regard to total available) 4 CAT D9 Dozers x 100% / 2 = 2</p>	<p><u>Transportation Corridor to Dome:</u> 7 trucks/hour x 100% = 7</p>
Year 4	Millerton pit complete. Central pit continues.	100%	<p>Central Pit: 3 CAT 992 Loaders x 100% = 3 2 CAT 385 Excavators x 100% = 2 4 D45K Drills x 100% = 4 3 CAT 16M Graders x 100% = 3 4 CAT D9 Dozers x 100% = 4</p>	<p><u>Transportation Corridor to Dome:</u> Same as Year 3</p>
Year 5	Central pit continues. Fence line mine rock storage begins.	100%	<p>Central Pit: Same as Year 4</p> <p>Fence Line Storage: 1 CAT D9 Dozer</p>	<p><u>Transportation Corridor to Dome:</u> Same as Year 3</p> <p><u>Fence Line Storage:</u> 8 trucks/hour from pit to dump point.</p>
Year 6	Central pit continues. Fence line mine rock storage continues.	100%	<p>Central Pit: Same as Year 4</p> <p>Fence Line Storage: 1 CAT D9 Dozer</p>	<p><u>Transportation Corridor to Dome:</u> Same as Year 3</p> <p><u>Fence Line Storage:</u> 8 trucks/hour from pit to dump point.</p>




TABLE 3.1
PREDICTED SOUND EXPOSURES – WITH NOISE CONTROL MEASURES

Receptor ⁽¹⁾	Predicted Hourly Sound Exposure (dBA) ⁽²⁾						Mitigation to Meet 45 dBA Nighttime Limit
	Year 1	Year 2	Year 3	Year 4	Year 5	Year 6	
R01	43	41	43	43	41 - 45	42 - 45	<p>Year 1: -25 m high berm at 92 pit. -10 m high berm segment at north property line.</p> <p>Year 2: -25 m high berm at 92 pit. -25 m high berm segment at north property line. -27 m high berm at Millerton pit.</p> <p>Year 3: -30 m high berm at 92 pit. -30 m high berm segment at north property line. -32 m high berm at Millerton pit. -30 m berm at Central pit.</p> <p>Year 4: -No change from Year 3 (pit berms).</p> <p>Year 5: -No change from Year 3 (pit berms). -assumes fence line storage behind berms of Year 1-4 cases.</p> <p>Year 6: -No change from Year 3 (pit berms). -Berm atop the fence line waste pile must be maintained above the top of the waste pile by 12 m at the eastern side, 10 m along the southern side, and 10 m along the west side.</p>
R02	44	43	41	40	39 - 42	41 - 44	
R03	44	44	44	39	36- 44	43 - 44	
R04	43	40	44	33	31 - 39	30 - 34	
R05	43	44	45	36	33 - 38	36 - 40	
R06	42	40	42	37	32 - 37	36 - 42	
R07	44	42	42	36	34 - 40	35 - 40	
R08	41	37	39	37	37	37	
R09	44	39	41	41	41	41	
R10	45	42	43	43	43	43	
R11	44	40	41	41	41	41	
R12	32	31	31	31	31	31	
R13	31	30	30	30	30	30	
R14	33	36	33	33	35	31	


Notes:

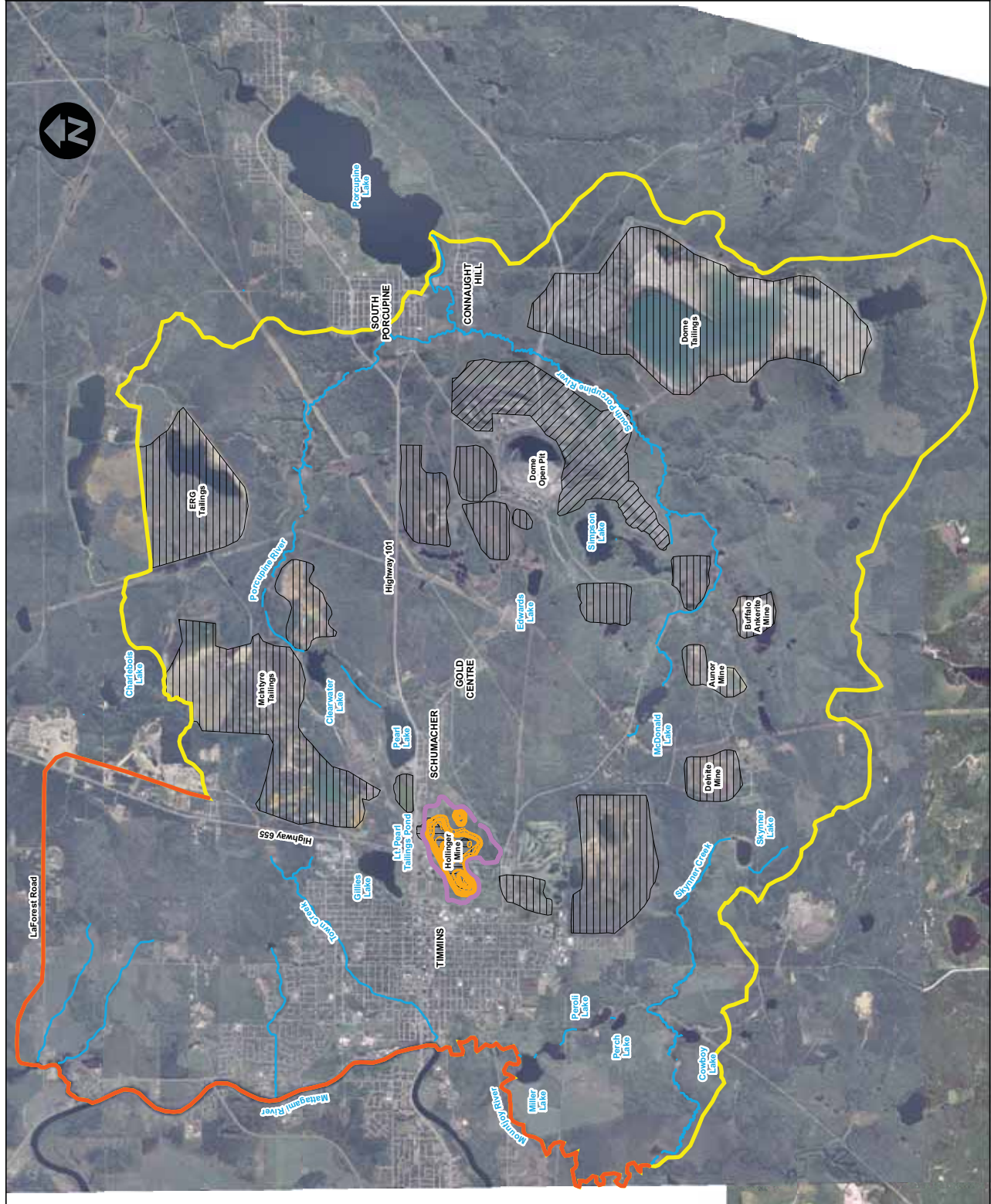
- (1) See Figure 2.2.
(2) See Figures 3.1 to 3.6. Range in sound exposures in Years 5 & 6 is due to variation of dumping point atop the mine rock pile.

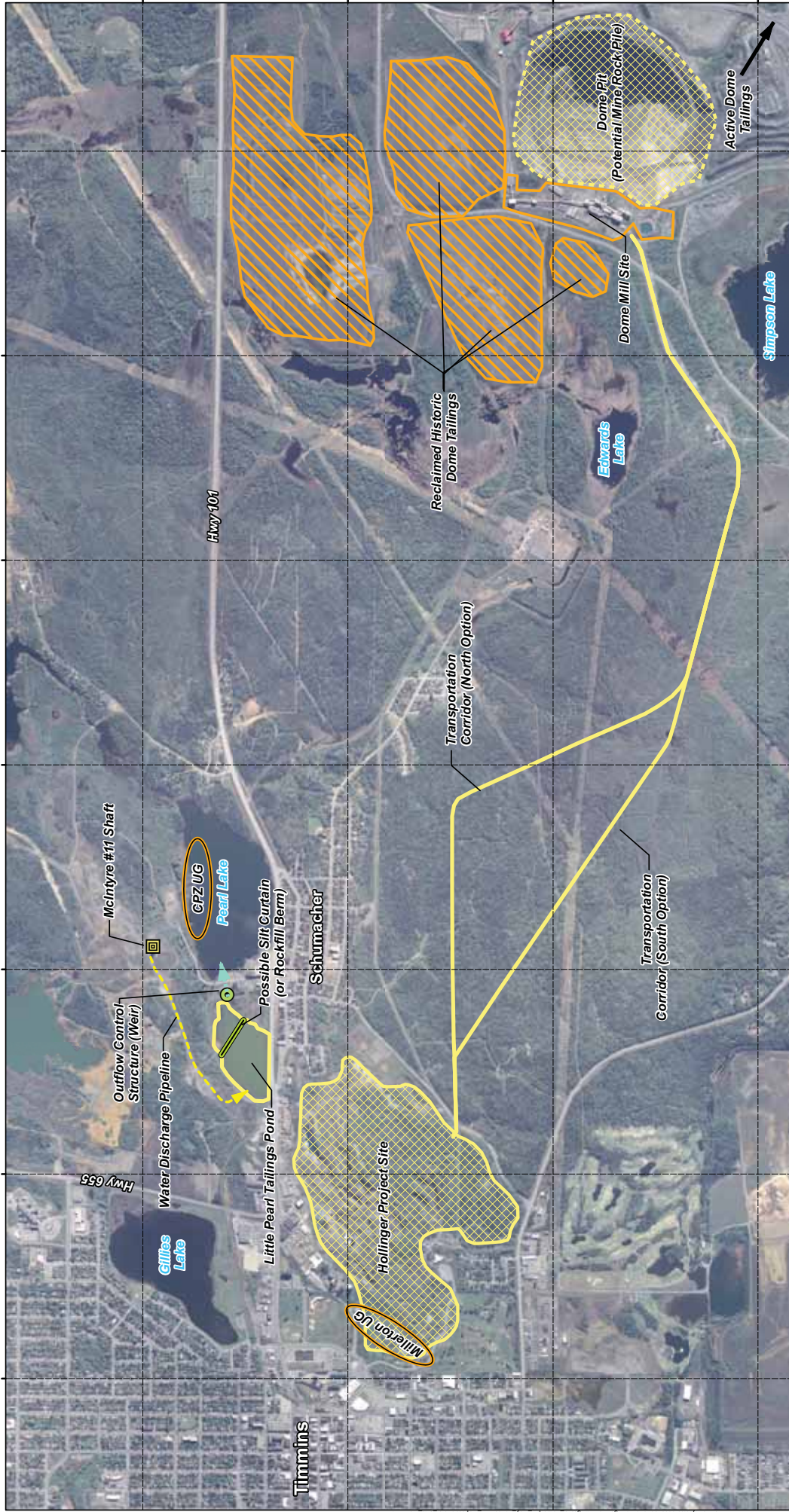
Legend:

-  Study Area (Watershed Boundary)
-  Study Area (Riverine and Road Boundary)
-  Mine Openings to Surface
-  Existing Tailings Deposits
-  Existing Waste Rock Deposits
-  Proposed Open Pit
-  Environmental Control Berm Outline
-  River or Creek



	
HOLLINGER BASELINE STUDIES	
TIMMINS	ONTARIO
Site Location and Study Area	
SCALE: 1:52,500	DATE: September 2007
PROJECT No: TC171607	FIGURE: 1.1
	REV: 2





LEGEND

- Existing and Proposed Site Features within Scope of this Environmental Review
- Existing Site Features not within Scope of this Environmental Review
- Underground Works (Approximate)

NOTES:
 1. Outlines of facilities and site features are approximate.

North Arrow
 Datum: NAD83
 Projection: UTM, Zone 17N

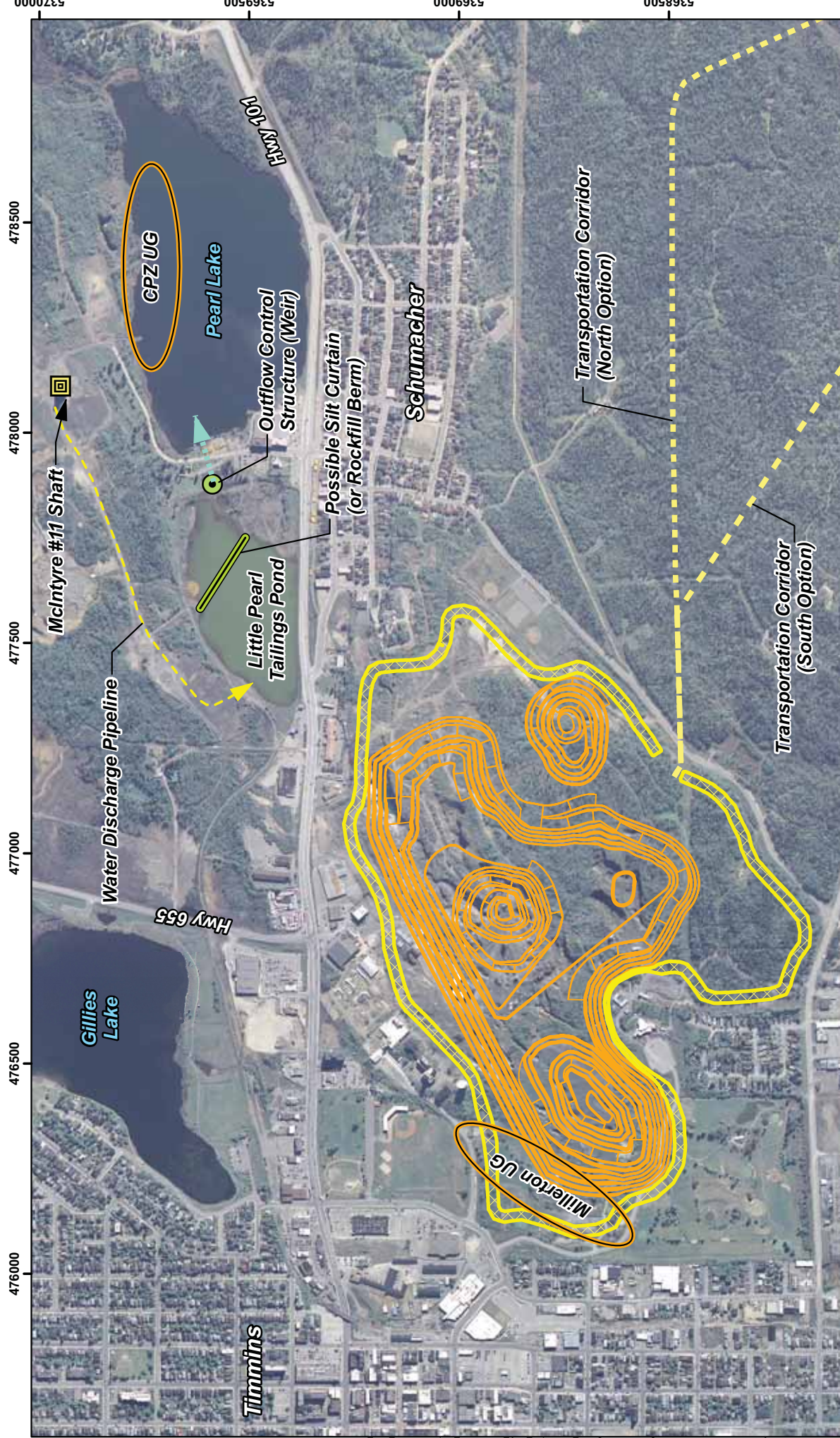
Scale: 0 0.5 1 2 3 4 5 Kilometres

amec
GOLDCORP
 MINCLIMATE GOLD MINES

HOLLINGER PROJECT

General Site Plan

PROJECT N°: TC81525
 SCALE: 1:18,000
 FIGURE: 1-2
 DATE: April 2010



LEGEND

- Environmental Control Berm Footprint
- Transportation Corridor (To Dome Site)
- Proposed Open Pit
- Outflow Control Structure (Weir)
- McIntyre #11 Shaft
- Possible Silt Curtain (or Rockfill Berm)
- Water Discharge Pipeline
- Underground Works (Approximate)

NOTES:

Datum: NAD83
Projection: UTM Zone 17N

amec
GOLDCORP
PORCUPINE GOLD MINES

HOLLINGER PROJECT

Detailed Site Plan

PROJECT N°: TC81525
SCALE: 1:12,700

FIGURE: 1-3
DATE: April 2010

0 0.125 0.25 0.5 0.75 1 Kilometres

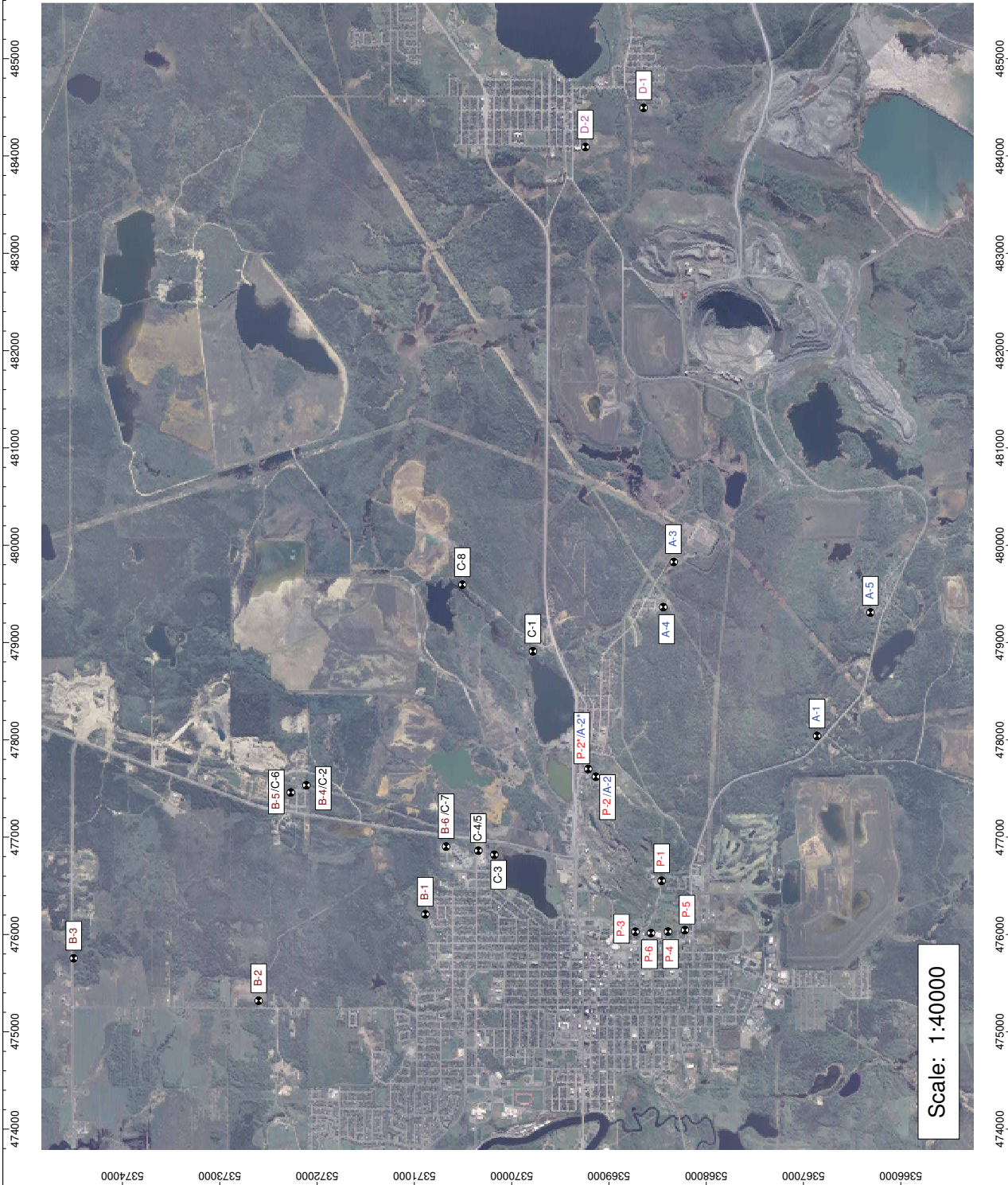
5370000 5369500 5369000


P:\EM\Projects\2008\TC81525 Hollinger Permitting\GIS Data\April May 2010\MXD Maps\Detailed Site Plan.mxd


- P-1: Fairway Village Trailer Park (North Limit)
- P-2: Parking Lot of Extensicare
- P-2': 4 Dwyer Road
- P-3: East of Residential (Railroad Street)
- P-4: East of Residential (Railroad Street)
- P-5: East of Residential (Railroad Street)
- P-6: Parking Lot (Allied Supply)
- A-1: 900 Goldmine Road
- A-2: Parking Lot of Extensicare
- A-2': 4 Dwyer Road
- A-3: Brundy Road & Mines Road
- A-4: 168 Claimpost Road
- A-5: 145 Cook Road
- B-1: Open Space at North Side of Murry Road
- B-2: Open Space: 1.9 km South of Latoforest Road
- B-3: Open Space: 2.25 km West of Highway 655
- B-4: Hydro Corridor Opposite North Glen Trailer Park
- B-5: 92 Homestead (at North Glen Trailer Park)
- B-6: Timmins and District Hospital
- C-1: 75 Carium Road
- C-2: Hydro Corridor Opposite North Glen Trailer Park
- C-3: Residential next to Children's Treatment Centre
- C-4: Children's Treatment Centre (at East Facade)
- C-5: Children's Treatment Centre (at Playground)
- C-6: 92 Homestead (at North Glen Trailer Park)
- C-7: Timmins and District Hospital
- C-8: North Limit of Carium Road
- D-1: Caged PJV Monitoring Yard
- D-2: Southwest Corner of Quebec Street & Legion Road

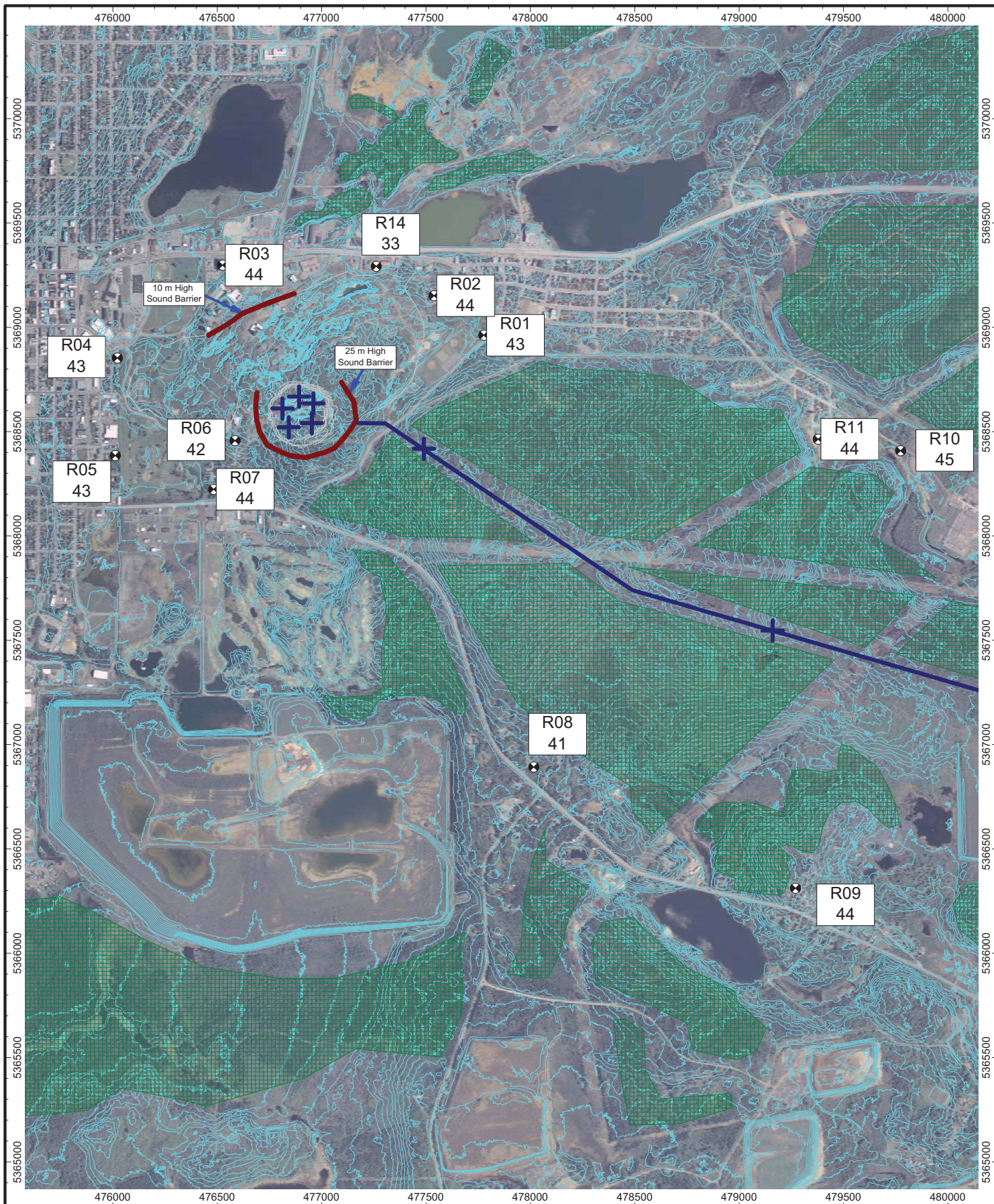
GOLDCORP CANADA LTD.
HOLLINGER PROJECT
Sound Monitoring Locations
Existing Baseline Condition


Date: February 8, 2008 Figure: 2.1

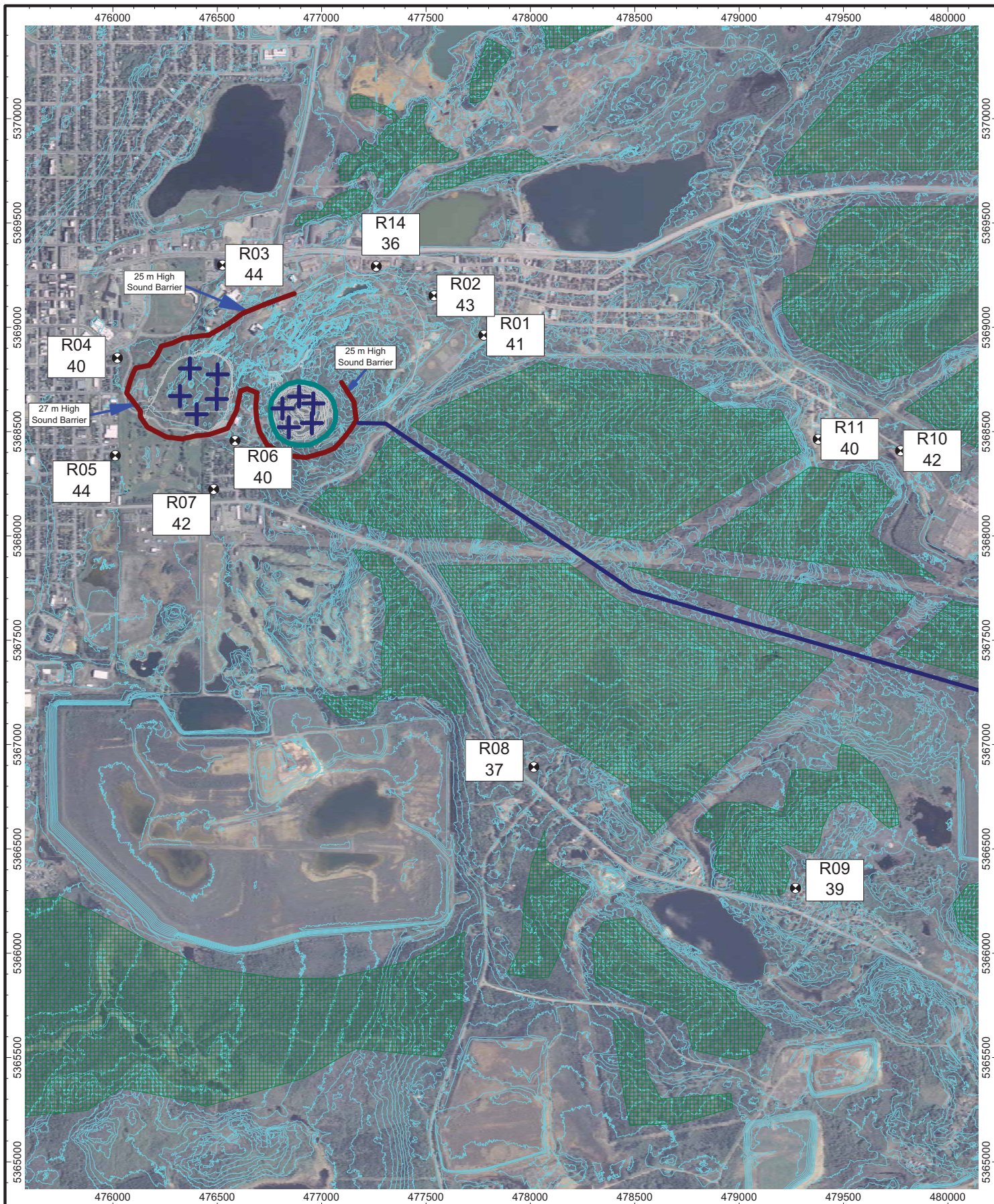





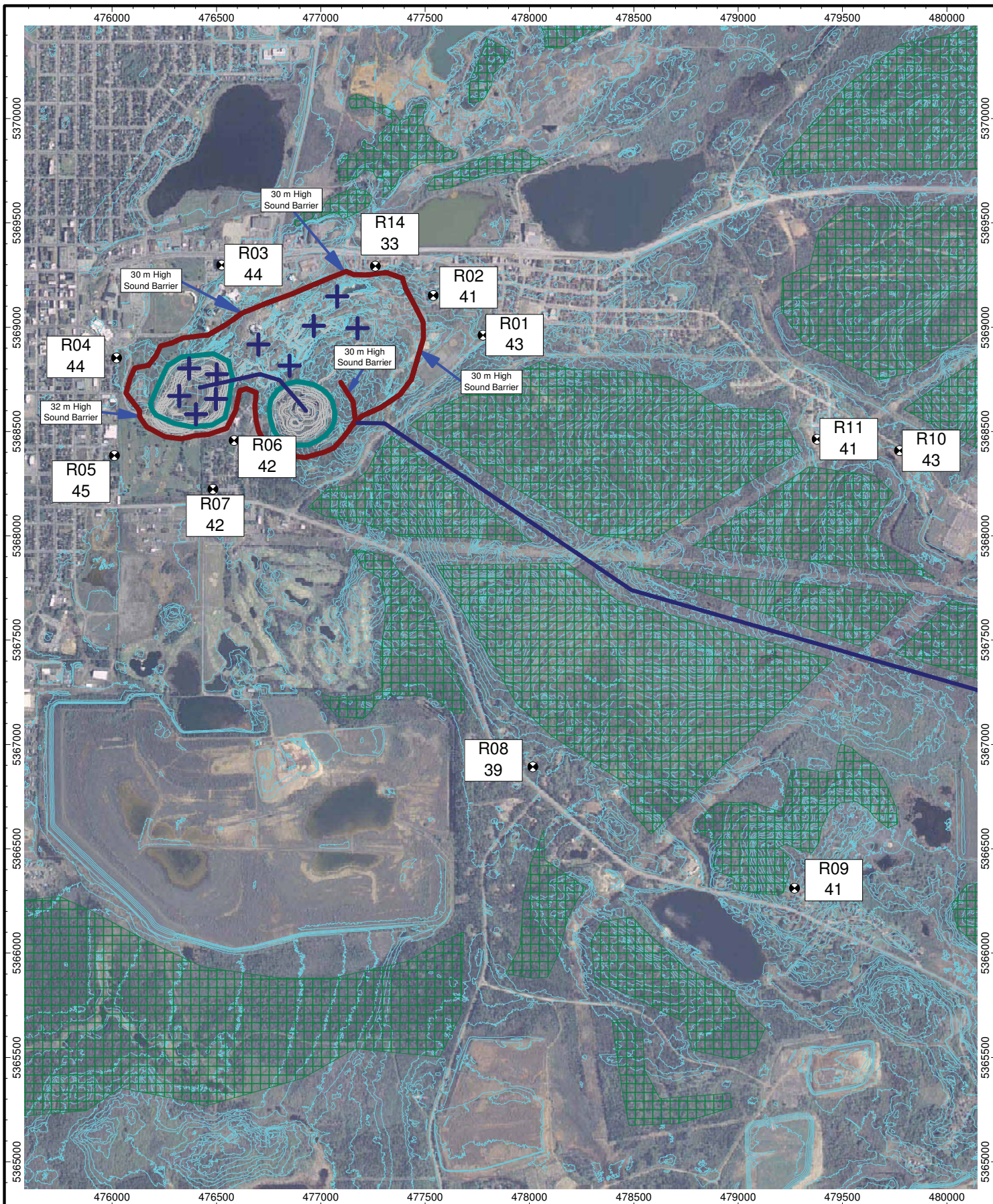
	Assessment Receptors Project Name Goldcorp Canada Ltd. Hollinger Project		Date July 14, 2010 Project No. 107-124-200	Figure 2.2
	Title			




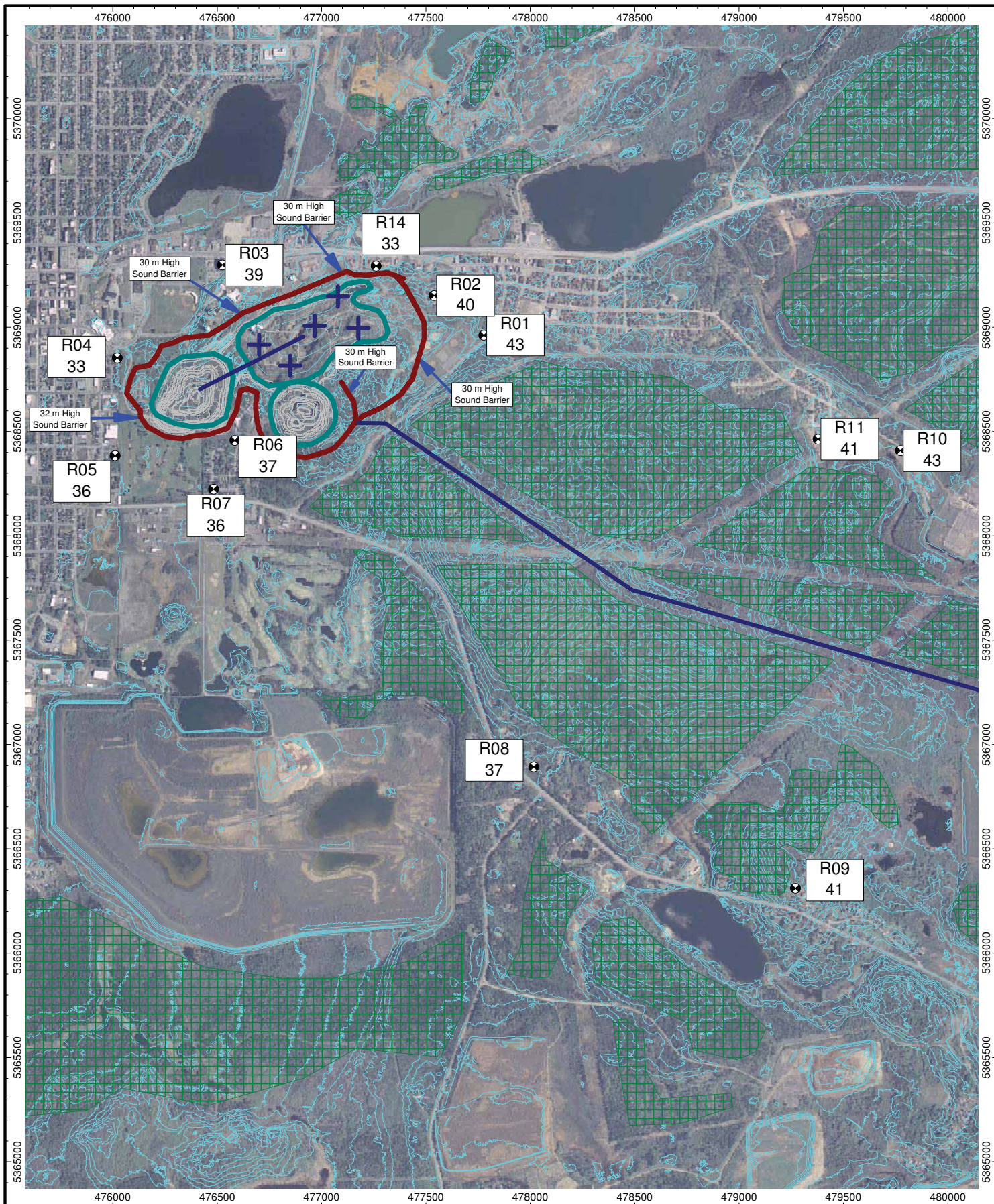
	Title	Date	Figure
	Mitigated Hourly Sound Exposures (dBA) - Year 1 Project Name Goldcorp Canada Ltd. Hollinger Project	April 23, 2010 Project No. 107-124-200	3.1




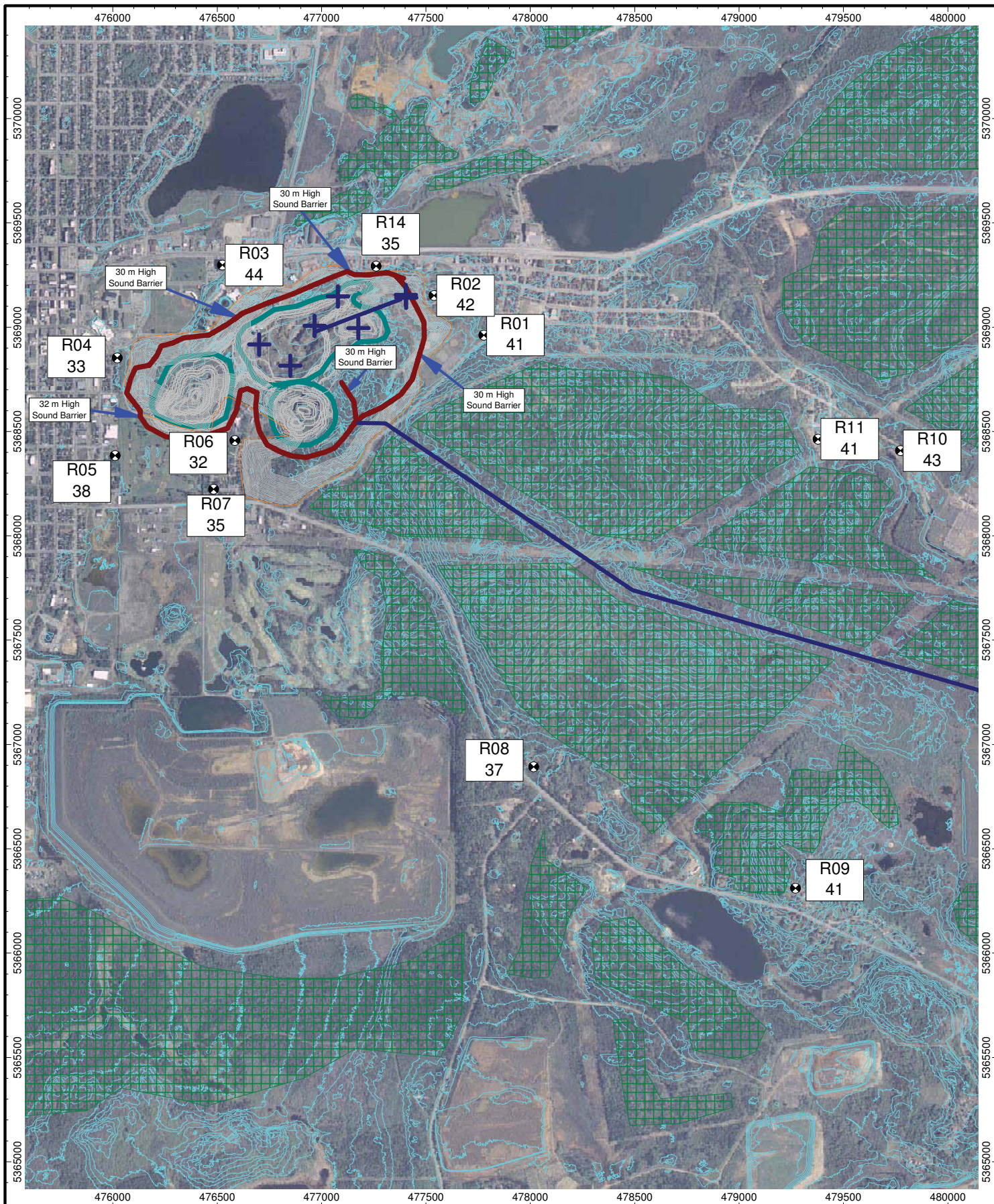
	Title	Date	Figure 3.2
	Mitigated Hourly Sound Exposures (dBA) - Year 2 Project Name Goldcorp Canada Ltd. Hollinger Project	April 23, 2010 Project No. 107-124-200	




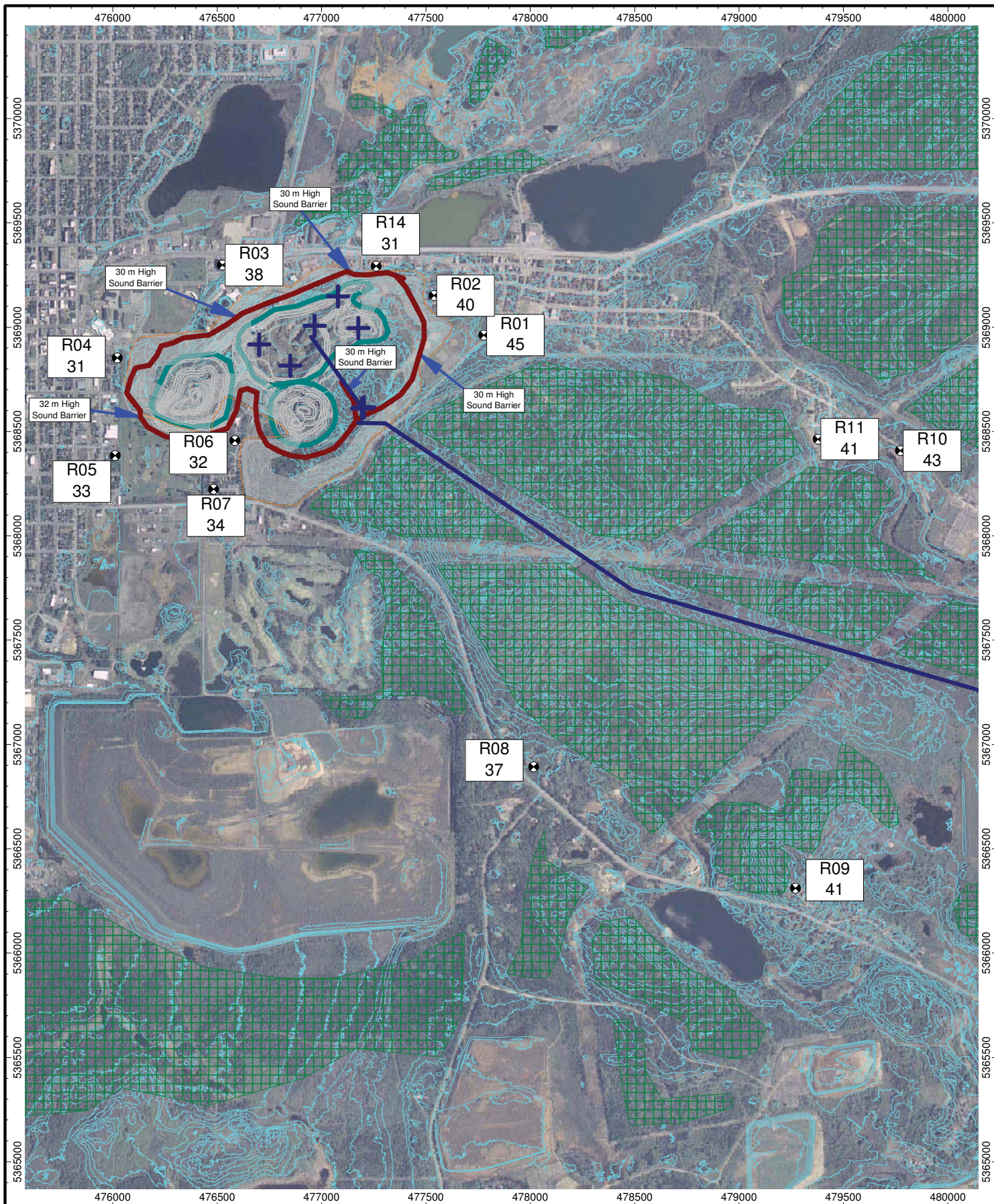
	Title Mitigated Hourly Sound Exposures (dBA) - Year 3	Date July 29, 2010	Figure 3.3
	Project Name Goldcorp Canada Ltd. Hollinger Project	Project No. 107-124-200	



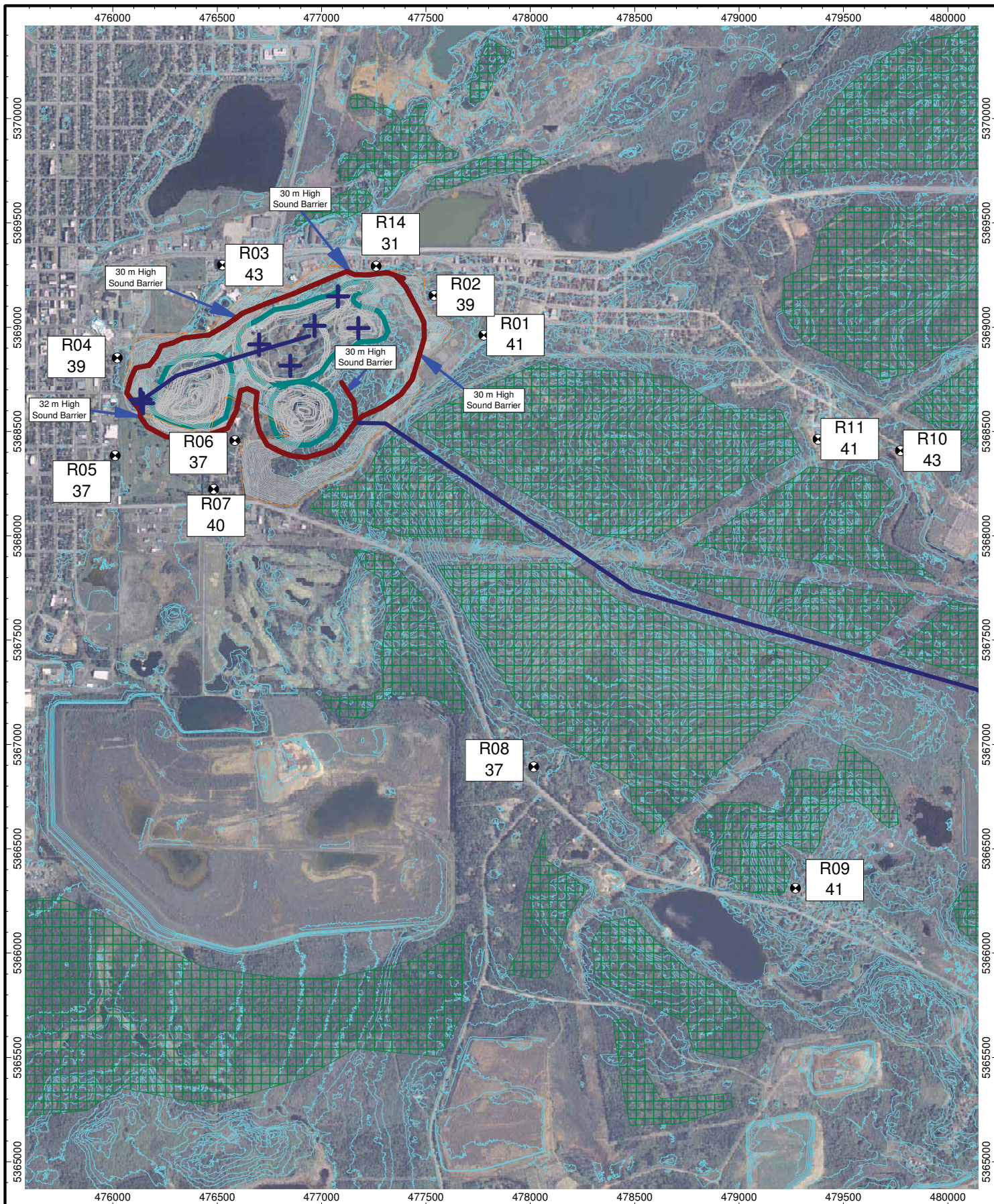
	Title	Date	Figure
	Mitigated Hourly Sound Exposures (dBA) - Year 4 Project Name Goldcorp Canada Ltd. Hollinger Project	July 29, 2010 Project No. 107-124-200	3.4




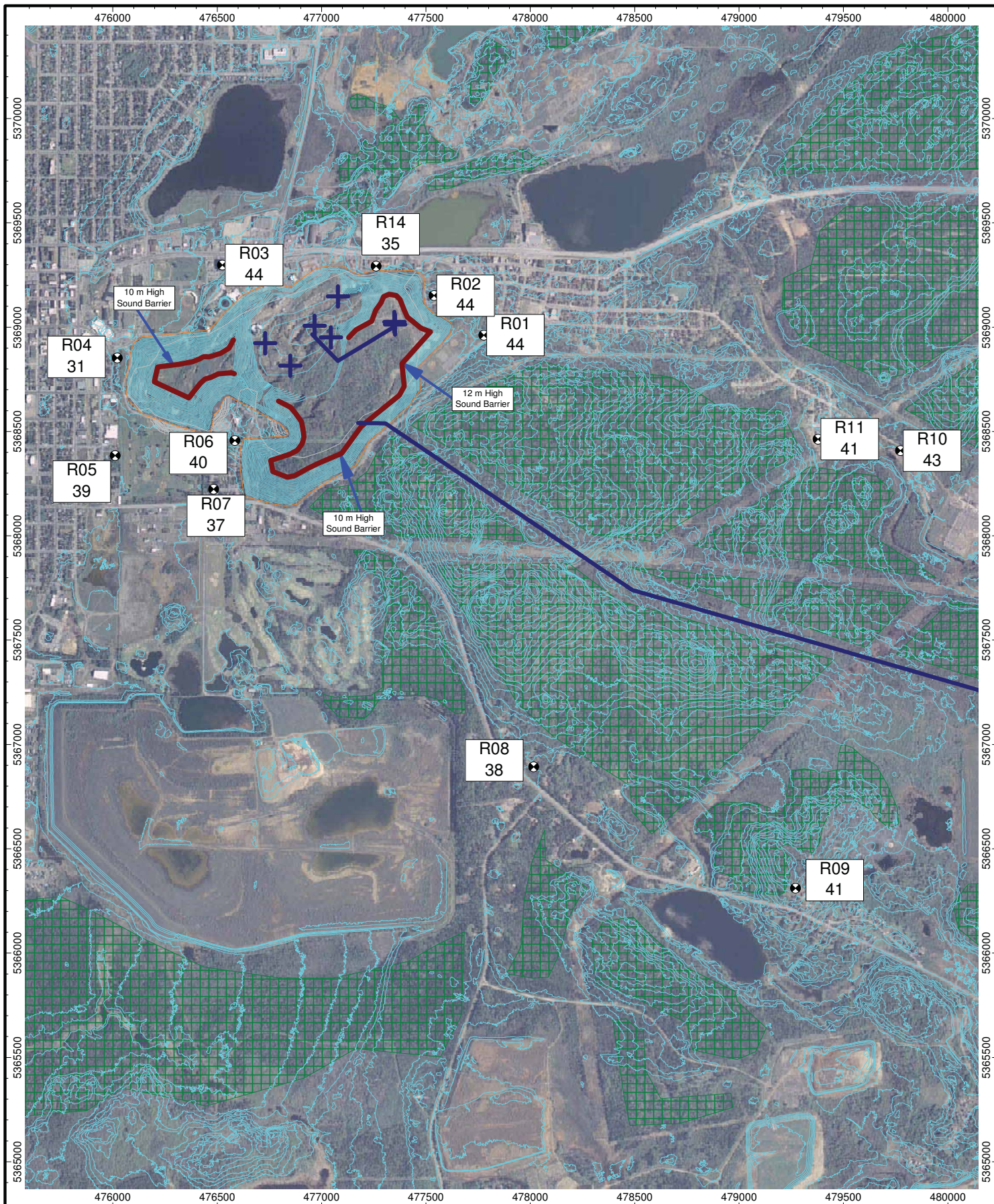
	Title	Date	Figure
	Mitigated Hourly Sound Exposures (dBA) - Year 5 (Storage Location A) Project Name Goldcorp Canada Ltd. Hollinger Project	July 29, 2010 Project No. 107-124-200	3.5A




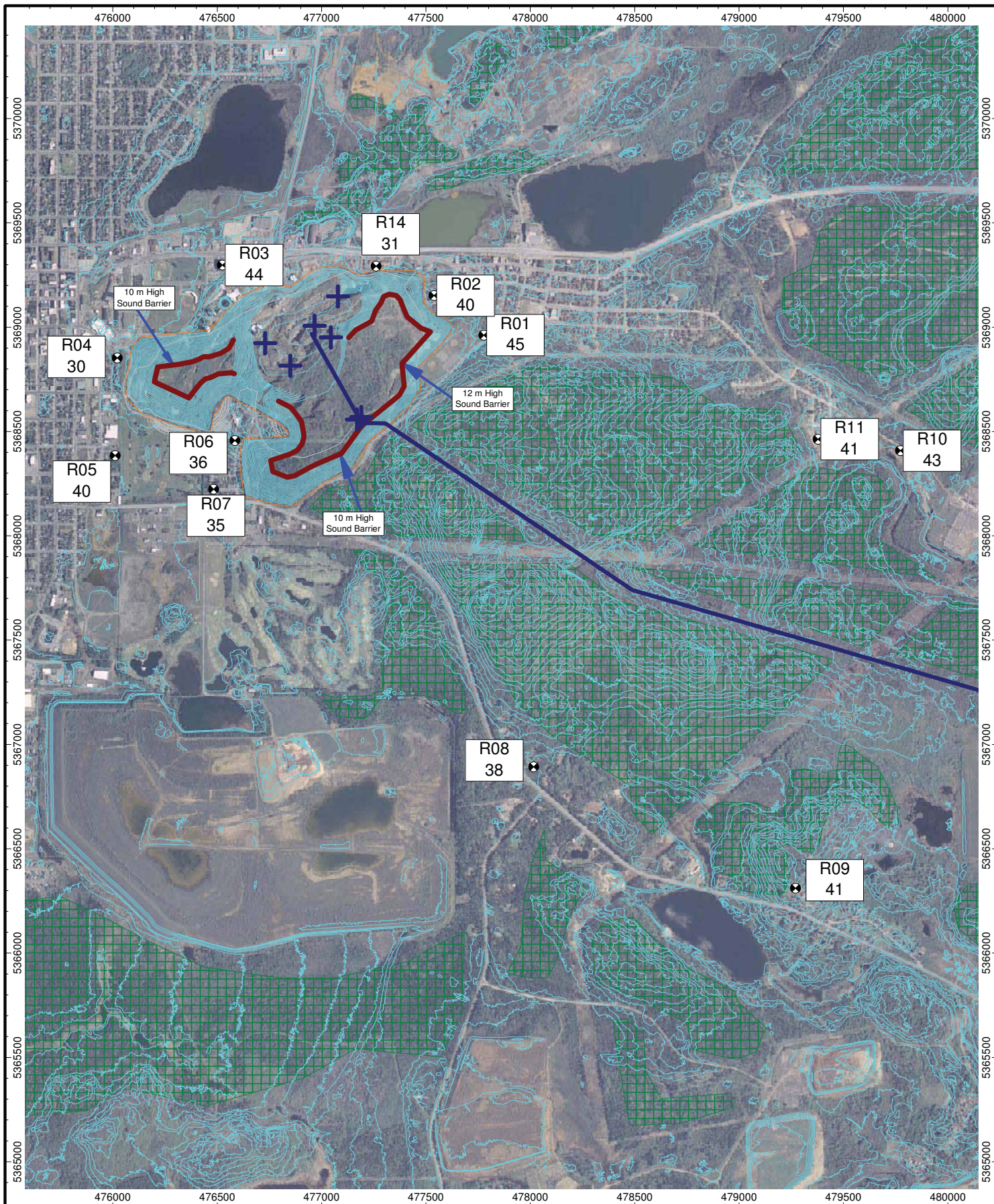
	Title	Date	Figure
	Mitigated Hourly Sound Exposures (dBA) - Year 5 (Storage Location B) Project Name Goldcorp Canada Ltd. Hollinger Project	July 29, 2010 Project No. 107-124-200	3.5B



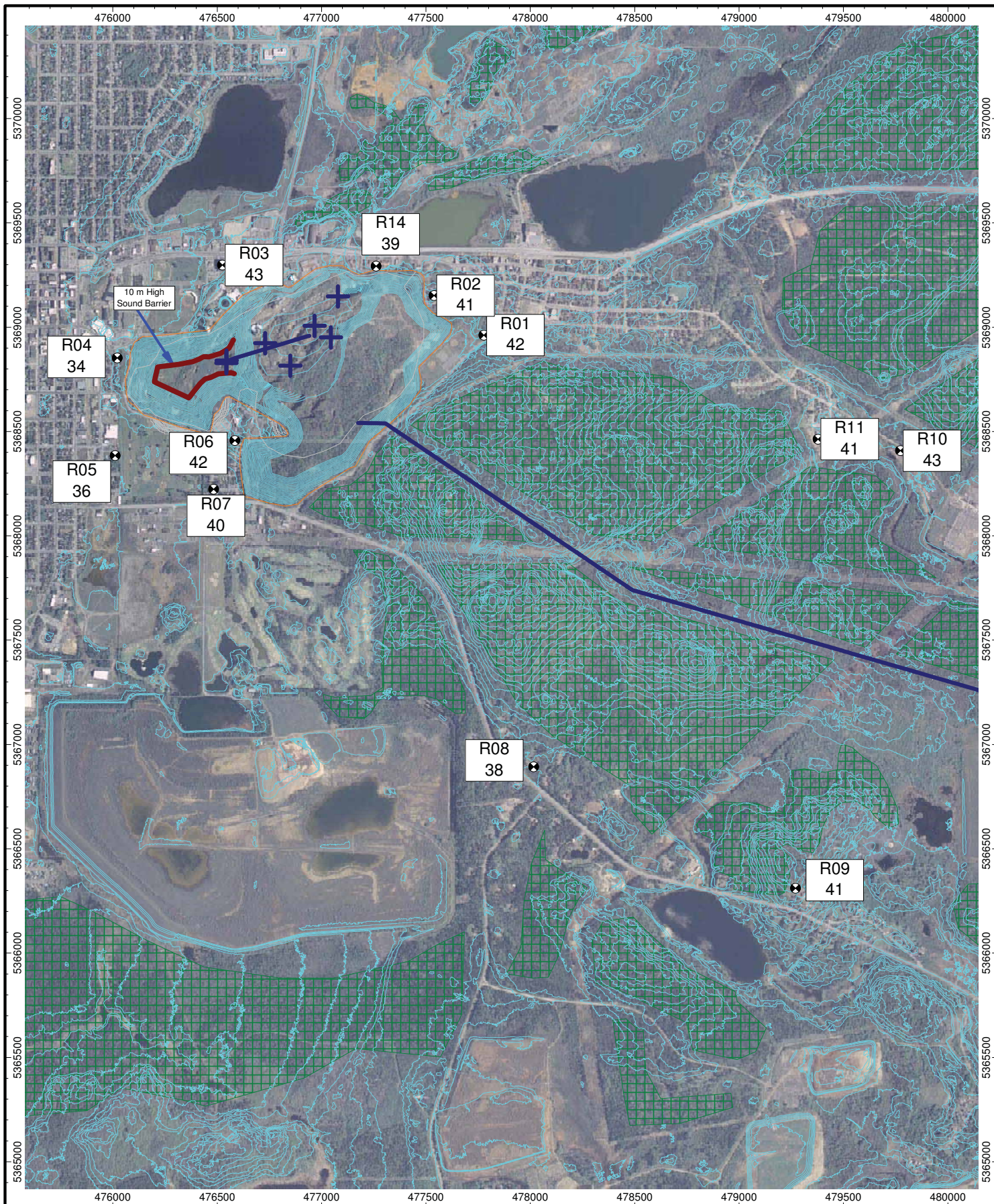
	Title	Date	Figure
	Mitigated Hourly Sound Exposures (dBA) - Year 5 (Storage Location C) Project Name Goldcorp Canada Ltd. Hollinger Project	July 29, 2010 Project No. 107-124-200	3.5C



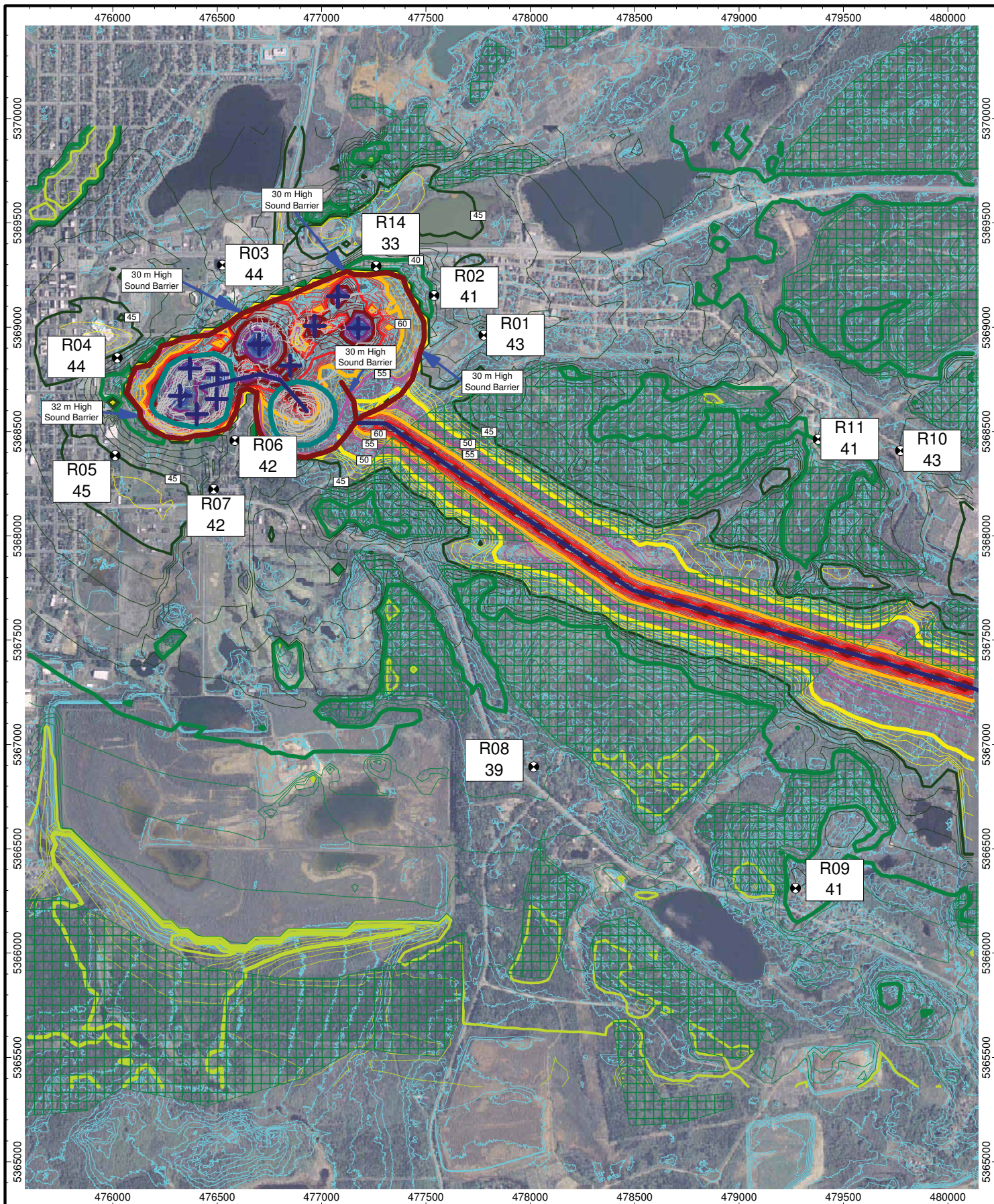
	Title Mitigated Hourly Sound Exposures (dBA) - Year 6 (Storage Location A)	Date July 29, 2010	Figure 3.6A
	Project Name Goldcorp Canada Ltd. Hollinger Project	Project No. 107-124-200	




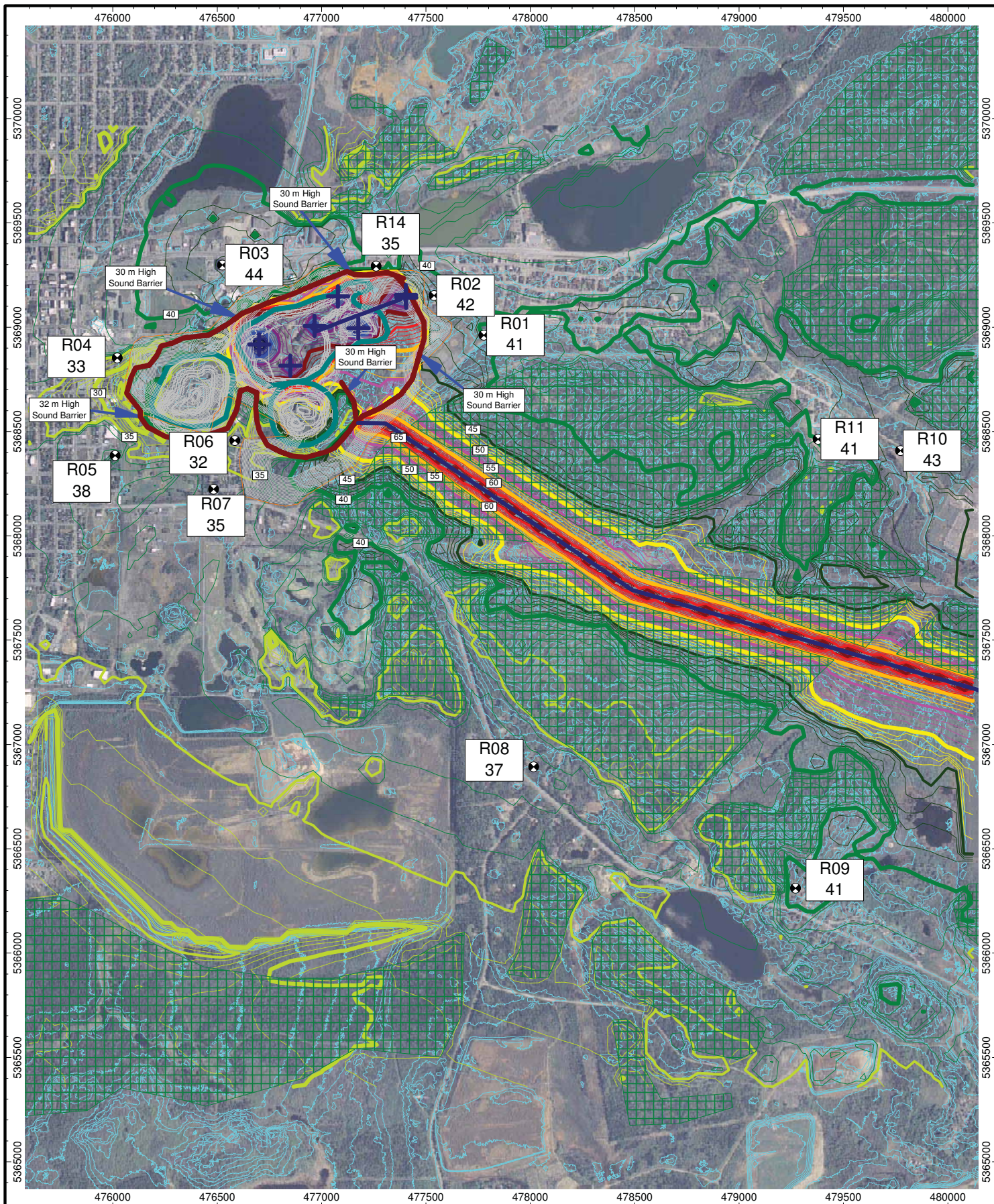
	Title	Date	Figure
	Mitigated Hourly Sound Exposures (dBA) - Year 6 (Storage Location B) Project Name Goldcorp Canada Ltd. Hollinger Project	July 29, 2010 Project No. 107-124-200	3.6B




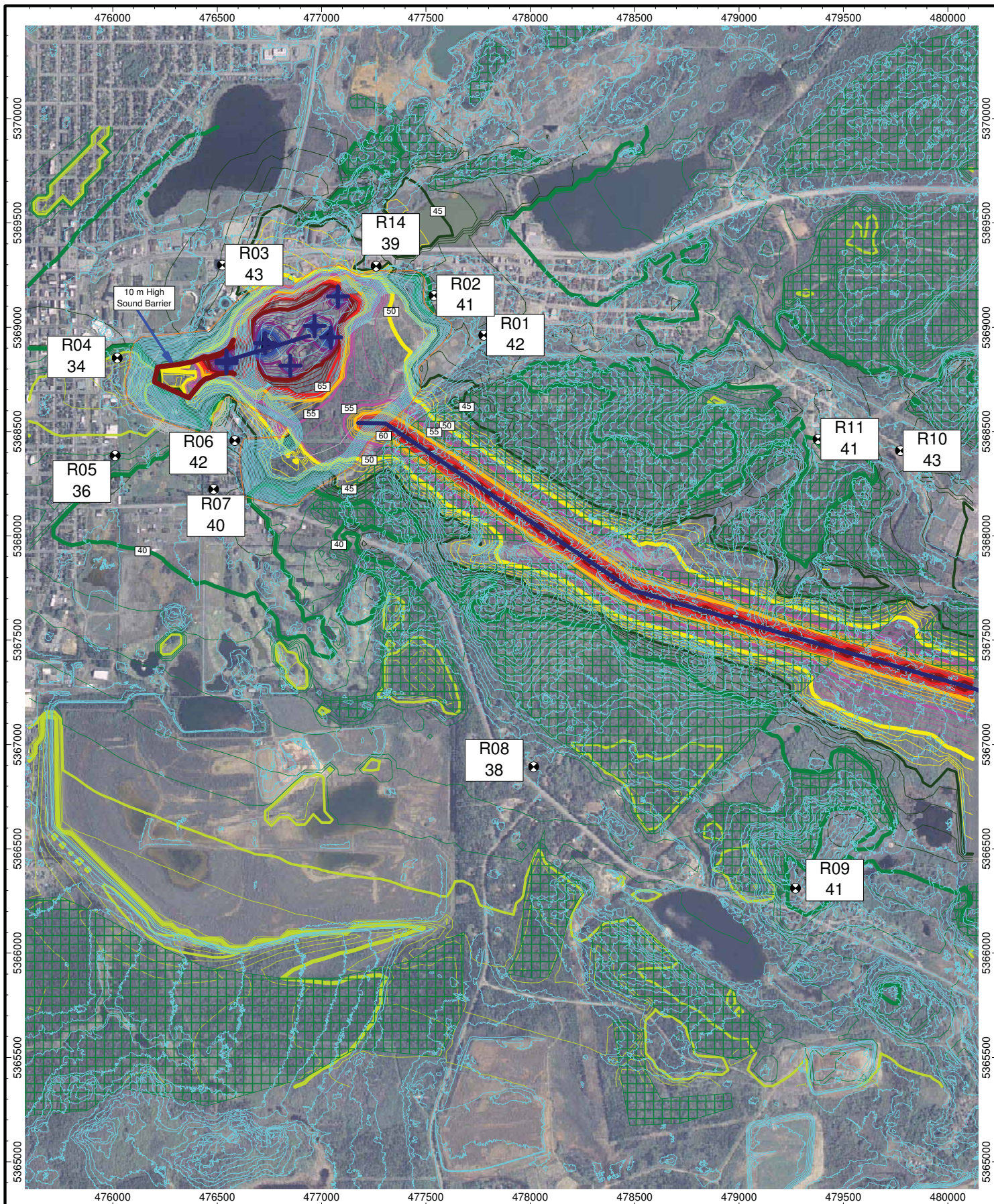
	Title	Date	Figure
	Mitigated Hourly Sound Exposures (dBA) - Year 6 (Storage Location C) Project Name Goldcorp Canada Ltd. Hollinger Project	July 21, 2010 Project No. 107-124-200	3.6C




	Title	Date	Figure
	Mitigated Hourly Sound Exposures (dBA) - Year 3 Project Name Goldcorp Canada Ltd. Hollinger Project	July 21, 2010 Project No. 107-124-200	3.7



	Title Mitigated Hourly Sound Exposures (dBA) - Year 5 (Storage Location A)	Date July 29, 2010	Figure 3.8
	Project Name Goldcorp Canada Ltd. Hollinger Project	Project No. 107-124-200	



	Title	Date	Figure
	Mitigated Hourly Sound Exposures (dBA) - Year 6 (Storage Location C) Project Name Goldcorp Canada Ltd. Hollinger Project	Aug 13, 2010 Project No. 107-124-200	3.9

APPENDIX A

EQUIPMENT SOUND LEVEL DATA

Sound Power Level Table

Source ID	Sound Power Level (dBA)
PitLoader1(WheeledCAT994F)	115
PitLoader2(P&H2300Exc)	115
PitDozer1(CAT D10T)	122
PitDozer2(CAT D10T)	122
PitGrader(CAT 16M)	111
PitExc(CAT 385C)(SameAsP&H2300)	115
PitDrill1(GenPneumatic)	118.2
PitDrill2(GenPneumatic)	118.2
PitDrill3(GenPneumatic)	118.2
PitDrill4(GenPneumatic)	118.2
WasteDozer(CAT D10T)	122
Crusher	121
WasteRockDumping	135

APPENDIX B

SAMPLE SOUND EXPOSURE CALCULATION – WITH MITIGATION

Configuration	
Parameter	Value
General	
Country	(user defined)
Max. Error (dB)	0.00
Max. Search Radius (m)	50000.00
Min. Dist Src to Rcvr	0.00
Partition	
Raster Factor	0.50
Max. Length of Section (m)	1000.00
Min. Length of Section (m)	1.00
Min. Length of Section (%)	0.00
Proj. Line Sources	On
Proj. Area Sources	On
Ref. Time	
Reference Time Day (min)	60.00
Reference Time Night (min)	60.00
Daytime Penalty (dB)	0.00
Recr. Time Penalty (dB)	6.00
Night-time Penalty (dB)	10.00
DTM	
Standard Height (m)	0.00
Model of Terrain	Triangulation
Reflection	
max. Order of Reflection	0
Search Radius Src	100.00
Search Radius Rcvr	100.00
Max. Distance Source - Rcvr	1000.00 1000.00
Min. Distance Rcvr - Reflector	1.00 1.00
Min. Distance Source - Reflector	0.10
Industrial (ISO 9613)	
Lateral Diffraction	some Obj
Obst. within Area Src do not shield	On
Screening	
	Incl. Ground Att. over Barrier
	Dz without limit
Barrier Coefficients C1,2,3	3.0 20.0 0.0
Temperature (°C)	10
rel. Humidity (%)	70
Ground Absorption G	1.00
Wind Speed for Dir. (m/s)	3.0
Roads (RLS-90)	
Strictly acc. to RLS-90	
Railways (Schall 03)	
Strictly acc. to Schall 03 / Schall-Transrapid	
Aircraft (???)	
Strictly acc. to AzB	

Receiver
 Name: R03
 ID: R03
 X: 476525.36
 Y: 5369297.58
 Z: 329.26

Point Source, ISO 9613, Name: "Crusher", ID: "S_Crusher"

Nr.	X (m)	Y (m)	Z (m)	Refl.	Freq. (Hz)	LxT dB(A)	LxN dB(A)	K0 (dB)	Dc (dB)	Adiv (dB)	Aatm (dB)	Agr (dB)	Afol (dB)	Ahous (dB)	Abar (dB)	Cmet (dB)	RL (dB)	LrT dB(A)	LrN dB(A)
1	481599.81	5367621.18	317.61	0	500	121.0	121.0	0.0	0.0	85.6	10.3	0.1	0.0	0.0	4.8	0.0	-0.0	20.3	20.3

Point Source, ISO 9613, Name: "PitLoader1(WheeledCAT994F)", ID: "Yr2_Loader1"

Nr.	X (m)	Y (m)	Z (m)	Refl.	Freq. (Hz)	LxT dB(A)	LxN dB(A)	K0 (dB)	Dc (dB)	Adiv (dB)	Aatm (dB)	Agr (dB)	Afol (dB)	Ahous (dB)	Abar (dB)	Cmet (dB)	RL (dB)	LrT dB(A)	LrN dB(A)
1	476368.84	5368802.48	268.50	0	500	117.5	117.5	0.0	0.0	65.4	1.0	0.8	0.0	0.0	32.1	0.0	-0.0	18.3	18.3

Point Source, ISO 9613, Name: "PitDozer1(CAT D10T)", ID: "Yr2_Dozer1"

Nr.	X (m)	Y (m)	Z (m)	Refl.	Freq. (Hz)	LxT dB(A)	LxN dB(A)	K0 (dB)	Dc (dB)	Adiv (dB)	Aatm (dB)	Agr (dB)	Afol (dB)	Ahous (dB)	Abar (dB)	Cmet (dB)	RL (dB)	LrT dB(A)	LrN dB(A)
1	476321.11	5368670.34	268.00	0	500	124.5	124.5	0.0	0.0	67.4	1.3	2.2	0.0	0.0	26.2	0.0	-0.0	27.4	27.4

Point Source, ISO 9613, Name: "PitGrader1(CAT 16M)", ID: "Yr2_Grader1"

Nr.	X (m)	Y (m)	Z (m)	Refl.	Freq. (Hz)	LxT dB(A)	LxN dB(A)	K0 (dB)	Dc (dB)	Adiv (dB)	Aatm (dB)	Agr (dB)	Afol (dB)	Ahous (dB)	Abar (dB)	Cmet (dB)	RL (dB)	LrT dB(A)	LrN dB(A)
1	476401.29	5368582.92	268.00	0	500	113.5	113.5	0.0	0.0	68.2	1.4	2.2	0.0	0.0	13.7	0.0	-0.0	27.9	27.9

Point Source, ISO 9613, Name: "PitExc1(CAT 385C)(SameAsP&H2300)", ID: "Yr2_Excavator"

Nr.	X (m)	Y (m)	Z (m)	Refl.	Freq. (Hz)	LxT dB(A)	LxN dB(A)	K0 (dB)	Dc (dB)	Adiv (dB)	Aatm (dB)	Agr (dB)	Afol (dB)	Ahous (dB)	Abar (dB)	Cmet (dB)	RL (dB)	LrT dB(A)	LrN dB(A)
1	476497.29	5368656.23	269.00	0	500	114.5	114.5	0.0	0.0	67.2	1.2	0.2	0.0	0.0	26.0	0.0	-0.0	19.9	19.9

Point Source, ISO 9613, Name: "PitDrill1(GenPneumatic)", ID: "Yr2_Drill1"

Nr.	X (m)	Y (m)	Z (m)	Refl.	Freq. (Hz)	LxT dB(A)	LxN dB(A)	K0 (dB)	Dc (dB)	Adiv (dB)	Aatm (dB)	Agr (dB)	Afol (dB)	Ahous (dB)	Abar (dB)	Cmet (dB)	RL (dB)	LrT dB(A)	LrN dB(A)
1	476501.56	5368774.61	267.00	0	32	49.6	49.6	0.0	0.0	65.4	0.0	-3.5	0.0	0.0	17.4	0.0	-0.0	-29.7	-29.7
2	476501.56	5368774.61	267.00	0	63	74.8	74.8	0.0	0.0	65.4	0.1	-3.5	0.0	0.0	20.5	0.0	-0.0	-7.7	-7.7
3	476501.56	5368774.61	267.00	0	125	99.9	99.9	0.0	0.0	65.4	0.2	3.2	0.0	0.0	23.5	0.0	-0.0	7.5	7.5
4	476501.56	5368774.61	267.00	0	250	102.4	102.4	0.0	0.0	65.4	0.6	7.9	0.0	0.0	26.5	0.0	-0.0	2.1	2.1
5	476501.56	5368774.61	267.00	0	500	111.8	111.8	0.0	0.0	65.4	1.0	8.8	0.0	0.0	29.5	0.0	-0.0	7.0	7.0
6	476501.56	5368774.61	267.00	0	1000	115.0	115.0	0.0	0.0	65.4	1.9	2.0	0.0	0.0	32.5	0.0	-0.0	13.1	13.1
7	476501.56	5368774.61	267.00	0	2000	116.2	116.2	0.0	0.0	65.4	5.1	0.0	0.0	0.0	35.5	0.0	-0.0	10.2	10.2
8	476501.56	5368774.61	267.00	0	4000	114.0	114.0	0.0	0.0	65.4	17.3	0.0	0.0	0.0	38.5	0.0	-0.0	-7.2	-7.2
9	476501.56	5368774.61	267.00	0	8000	103.9	103.9	0.0	0.0	65.4	61.6	0.0	0.0	0.0	41.5	0.0	-0.0	-64.7	-64.7

Point Source, ISO 9613, Name: "PitLoader1(WheeledCAT994F)", ID: "Yr3_Loader1"

Nr.	X (m)	Y (m)	Z (m)	Refl.	Freq. (Hz)	LxT dB(A)	LxN dB(A)	K0 (dB)	Dc (dB)	Adiv (dB)	Aatm (dB)	Agr (dB)	Afol (dB)	Ahous (dB)	Abar (dB)	Cmet (dB)	RL (dB)	LrT dB(A)	LrN dB(A)
1	477078.02	5369148.05	310.50	0	500	117.5	117.5	0.0	0.0	66.2	1.1	0.8	0.0	0.0	27.8	0.0	-0.0	21.7	21.7

Point Source, ISO 9613, Name: "PitDrill1(GenPneumatic)", ID: "Yr3_Drill1"

Nr.	X (m)	Y (m)	Z (m)	Refl.	Freq. (Hz)	LxT dB(A)	LxN dB(A)	K0 (dB)	Dc (dB)	Adiv (dB)	Aatm (dB)	Agr (dB)	Afol (dB)	Ahous (dB)	Abar (dB)	Cmet (dB)	RL (dB)	LrT dB(A)	LrN dB(A)
1	477175.79	5368995.12	347.07	0	32	49.6	49.6	0.0	0.0	68.1	0.0	-4.2	0.0	0.0	4.9	0.0	-0.0	-19.2	-19.2
2	477175.79	5368995.12	347.07	0	63	74.8	74.8	0.0	0.0	68.1	0.1	-4.2	0.0	0.0	5.0	0.0	-0.0	5.8	5.8
3	477175.79	5368995.12	347.07	0	125	99.9	99.9	0.0	0.0	68.1	0.3	4.4	0.0	0.0	5.3	0.0	-0.0	21.8	21.8
4	477175.79	5368995.12	347.07	0	250	102.4	102.4	0.0	0.0	68.1	0.8	7.9	0.0	0.0	5.7	0.0	-0.0	20.0	20.0
5	477175.79	5368995.12	347.07	0	500	111.8	111.8	0.0	0.0	68.1	1.4	8.8	0.0	0.0	6.5	0.0	-0.0	27.0	27.0
6	477175.79	5368995.12	347.07	0	1000	115.0	115.0	0.0	0.0	68.1	2.6	2.0	0.0	0.0	7.8	0.0	-0.0	34.5	34.5
7	477175.79	5368995.12	347.07	0	2000	116.2	116.2	0.0	0.0	68.1	6.9	0.0	0.0	0.0	9.5	0.0	-0.0	31.7	31.7
8	477175.79	5368995.12	347.07	0	4000	114.0	114.0	0.0	0.0	68.1	23.5	0.0	0.0	0.0	11.8	0.0	-0.0	10.7	10.7

Point Source, ISO 9613, Name: "PitDrill1(GenPneumatic)", ID: "Yr3_Drill1"																			
Nr.	X	Y	Z	Refl.	Freq.	LxT	LxN	K0	Dc	Adiv	Aatm	Agr	Afol	Ahous	Abar	Cmet	RL	LrT	LrN
	(m)	(m)	(m)		(Hz)	dB(A)	dB(A)	(dB)	(dB)	(dB)	(dB)	(dB)	(dB)	(dB)	(dB)	(dB)	(dB)	dB(A)	dB(A)
9	477175.79	5368995.12	347.07	0	8000	103.9	103.9	0.0	0.0	68.1	83.9	0.0	0.0	0.0	14.3	0.0	-0.0	-62.3	-62.3

Point Source, ISO 9613, Name: "PitExc1(CAT 385C)(SameAsP&H2300)", ID: "Yr3_Excavator"																			
Nr.	X	Y	Z	Refl.	Freq.	LxT	LxN	K0	Dc	Adiv	Aatm	Agr	Afol	Ahous	Abar	Cmet	RL	LrT	LrN
	(m)	(m)	(m)		(Hz)	dB(A)	dB(A)	(dB)	(dB)	(dB)	(dB)	(dB)	(dB)	(dB)	(dB)	(dB)	(dB)	dB(A)	dB(A)
1	476965.95	5369007.13	341.83	0	500	114.5	114.5	0.0	0.0	65.5	1.0	0.2	0.0	0.0	13.2	0.0	-0.0	34.7	34.7

Point Source, ISO 9613, Name: "PitGrader1(CAT 16M)", ID: "Yr3_Grader1"																			
Nr.	X	Y	Z	Refl.	Freq.	LxT	LxN	K0	Dc	Adiv	Aatm	Agr	Afol	Ahous	Abar	Cmet	RL	LrT	LrN
	(m)	(m)	(m)		(Hz)	dB(A)	dB(A)	(dB)	(dB)	(dB)	(dB)	(dB)	(dB)	(dB)	(dB)	(dB)	(dB)	dB(A)	dB(A)
1	476850.30	5368815.30	338.81	0	500	110.5	110.5	0.0	0.0	66.3	1.1	2.2	0.0	0.0	12.8	0.0	-0.0	28.1	28.1

Point Source, ISO 9613, Name: "PitDozer1(CAT D10T)", ID: "Yr3_Dozer1"																			
Nr.	X	Y	Z	Refl.	Freq.	LxT	LxN	K0	Dc	Adiv	Aatm	Agr	Afol	Ahous	Abar	Cmet	RL	LrT	LrN
	(m)	(m)	(m)		(Hz)	dB(A)	dB(A)	(dB)	(dB)	(dB)	(dB)	(dB)	(dB)	(dB)	(dB)	(dB)	(dB)	dB(A)	dB(A)
1	476700.81	5368917.14	336.00	0	500	124.5	124.5	0.0	0.0	63.4	0.8	2.2	0.0	0.0	17.8	0.0	-0.0	40.3	40.3

Line Source, ISO 9613, Name: "HaulTruck2", ID: "Yr3_HaulTruck2"																			
Nr.	X	Y	Z	Refl.	Freq.	LxT	LxN	K0	Dc	Adiv	Aatm	Agr	Afol	Ahous	Abar	Cmet	RL	LrT	LrN
	(m)	(m)	(m)		(Hz)	dB(A)	dB(A)	(dB)	(dB)	(dB)	(dB)	(dB)	(dB)	(dB)	(dB)	(dB)	(dB)	dB(A)	dB(A)
1	477437.15	5368450.00	349.20	0	500	100.1	100.1	0.0	0.0	72.9	2.4	2.2	0.0	0.0	15.3	0.0	-0.0	7.3	7.3
2	477328.98	5368523.04	342.00	0	500	99.1	99.1	0.0	0.0	72.0	2.1	2.2	0.0	0.0	24.2	0.0	-0.0	-1.5	-1.5
3	477276.92	5368539.27	342.69	0	500	98.7	98.7	0.0	0.0	71.6	2.1	2.2	0.0	0.0	27.7	0.0	-0.0	-4.9	-4.9
4	477217.13	5368540.43	346.44	0	500	97.6	97.6	0.0	0.0	71.2	2.0	2.2	0.0	0.0	29.5	0.0	-0.0	-7.3	-7.3
5	477633.65	5368317.32	364.00	0	500	100.3	100.3	0.0	0.0	74.4	2.8	2.2	0.0	0.0	5.1	0.0	-0.0	15.8	15.8
6	477312.63	5368534.08	342.00	0	500	97.7	97.7	0.0	0.0	71.8	2.1	2.2	0.0	0.0	25.3	0.0	-0.0	-3.8	-3.8
7	477476.89	5368423.17	351.30	0	500	98.2	98.2	0.0	0.0	73.2	2.5	2.2	0.0	0.0	11.8	0.0	-0.0	8.5	8.5
8	477612.14	5368331.84	364.00	0	500	98.7	98.7	0.0	0.0	74.3	2.8	2.2	0.0	0.0	5.2	0.0	-0.0	14.3	14.3
9	477300.53	5368538.82	342.00	0	500	95.7	95.7	0.0	0.0	71.7	2.1	2.2	0.0	0.0	26.0	0.0	-0.0	-6.4	-6.4
10	477367.91	5368496.75	344.64	0	500	96.2	96.2	0.0	0.0	72.3	2.2	2.2	0.0	0.0	21.1	0.0	-0.0	-1.7	-1.7
11	477832.86	5368182.81	361.35	0	500	99.3	99.3	0.0	0.0	75.7	3.3	2.2	0.0	0.0	7.8	0.0	-0.0	10.2	10.2
12	477179.26	5368541.16	347.85	0	500	94.6	94.6	0.0	0.0	71.0	1.9	2.2	0.0	0.0	32.1	0.0	-0.0	-12.6	-12.6
13	477376.83	5368490.73	345.60	0	500	95.4	95.4	0.0	0.0	72.4	2.3	2.2	0.0	0.0	20.3	0.0	-0.0	-1.8	-1.8
14	477261.40	5368539.58	343.72	0	500	94.5	94.5	0.0	0.0	71.5	2.0	2.2	0.0	0.0	28.1	0.0	-0.0	-9.4	-9.4
15	477348.46	5368509.89	342.57	0	500	95.1	95.1	0.0	0.0	72.1	2.2	2.2	0.0	0.0	22.9	0.0	-0.0	-4.4	-4.4
16	478294.46	5367871.13	338.73	0	500	100.2	100.2	0.0	0.0	78.1	4.4	2.2	0.0	0.0	13.4	0.0	-0.0	2.2	2.2
17	477341.41	5368514.64	342.00	0	500	94.0	94.0	0.0	0.0	72.1	2.2	2.2	0.0	0.0	23.5	0.0	-0.0	-6.0	-6.0
18	479925.59	5367324.53	322.00	0	500	104.6	104.6	0.0	0.0	82.9	7.6	2.2	0.0	0.0	4.8	0.0	-0.0	7.2	7.2
19	477403.98	5368472.40	348.00	0	500	94.2	94.2	0.0	0.0	72.6	2.3	2.2	0.0	0.0	17.8	0.0	-0.0	-0.8	-0.8
20	477598.97	5368340.73	364.00	0	500	95.7	95.7	0.0	0.0	74.2	2.8	2.2	0.0	0.0	5.3	0.0	-0.0	11.3	11.3
21	477804.82	5368201.74	362.32	0	500	96.8	96.8	0.0	0.0	75.5	3.3	2.2	0.0	0.0	9.4	0.0	-0.0	6.4	6.4
22	478177.64	5367950.01	352.42	0	500	98.2	98.2	0.0	0.0	77.6	4.1	2.2	0.0	0.0	12.2	0.0	-0.0	2.1	2.1
23	477847.67	5368172.81	360.35	0	500	96.2	96.2	0.0	0.0	75.8	3.3	2.2	0.0	0.0	7.6	0.0	-0.0	7.2	7.2
24	477230.75	5368540.17	346.11	0	500	91.7	91.7	0.0	0.0	71.3	2.0	2.2	0.0	0.0	28.7	0.0	-0.0	-12.6	-12.6
25	477236.51	5368540.06	345.46	0	500	91.6	91.6	0.0	0.0	71.3	2.0	2.2	0.0	0.0	28.6	0.0	-0.0	-12.6	-12.6
26	480099.17	5367274.34	322.00	0	500	103.4	103.4	0.0	0.0	83.3	7.9	2.2	0.0	0.0	4.8	0.0	-0.0	5.2	5.2
27	477488.33	5368415.44	352.00	0	500	93.5	93.5	0.0	0.0	73.3	2.5	2.2	0.0	0.0	11.0	0.0	-0.0	4.4	4.4
28	477384.02	5368485.87	346.25	0	500	92.6	92.6	0.0	0.0	72.5	2.3	2.2	0.0	0.0	19.7	0.0	-0.0	-4.1	-4.1
29	477754.06	5368236.02	364.54	0	500	95.3	95.3	0.0	0.0	75.2	3.1	2.2	0.0	0.0	9.8	0.0	-0.0	4.9	4.9
30	477773.73	5368222.74	363.63	0	500	95.3	95.3	0.0	0.0	75.3	3.2	2.2	0.0	0.0	8.9	0.0	-0.0	5.6	5.6
31	477356.60	5368504.39	343.73	0	500	92.1	92.1	0.0	0.0	72.2	2.2	2.2	0.0	0.0	22.0	0.0	-0.0	-6.5	-6.5
32	478163.42	5367959.62	353.07	0	500	97.4	97.4	0.0	0.0	77.5	4.1	2.2	0.0	0.0	5.4	0.0	-0.0	8.2	8.2
33	478349.55	5367833.94	342.95	0	500	98.2	98.2	0.0	0.0	78.4	4.5	2.2	0.0	0.0	9.9	0.0	-0.0	3.3	3.3
34	478095.87	5368005.23	356.70	0	500	96.9	96.9	0.0	0.0	77.2	3.9	2.2	0.0	0.0	5.6	0.0	-0.0	8.0	8.0
35	477465.87	5368430.61	350.46	0	500	92.8	92.8	0.0	0.0	73.1	2.5	2.2	0.0	0.0	12.8	0.0	-0.0	2.2	2.2
36	477948.51	5368104.72	356.00	0	500	96.0	96.0	0.0	0.0	76.4	3.6	2.2	0.0	0.0	9.0	0.0	-0.0	4.8	4.8
37	477558.61	5368367.99	361.78	0	500	93.4	93.4	0.0	0.0	73.9	2.7	2.2	0.0	0.0	6.2	0.0	-0.0	8.5	8.5
38	477393.37	5368479.56	347.36	0	500	92.1	92.1	0.0	0.0	72.5	2.3	2.2	0.0	0.0	18.7	0.0	-0.0	-3.7	-3.7
39	477190.87	5368540.94	347.38	0	500	90.5	90.5	0.0	0.0	71.1	1.9	2.2	0.0	0.0	31.2	0.0	-0.0	-15.9	-15.9
40	477702.56	5368270.79	368.20	0	500	94.3	94.3	0.0	0.0	74.9	3.0	2.2	0.0	0.0	4.8	0.0	-0.0	9.3	9.3
41	477194.01	5368540.88	347.21	0	500	90.4	90.4	0.0	0.0	71.1	2.0	2.2	0.0	0.0	31.0	0.0	-0.0	-15.8	-15.8

Line Source, ISO 9613, Name: "HaulTruck2", ID: "Yr3_HaulTruck2"																			
Nr.	X (m)	Y (m)	Z (m)	Refl.	Freq. (Hz)	LxT dB(A)	LxN dB(A)	K0 (dB)	Dc (dB)	Adiv (dB)	Aatm (dB)	Agr (dB)	Afol (dB)	Ahous (dB)	Abar (dB)	Cmet (dB)	RL (dB)	LrT dB(A)	LrN dB(A)
42	477245.87	5368539.88	344.00	0	500	90.7	90.7	0.0	0.0	71.4	2.0	2.2	0.0	0.0	28.6	0.0	-0.0	-13.5	-13.5
43	477252.42	5368539.75	343.97	0	500	90.7	90.7	0.0	0.0	71.4	2.0	2.2	0.0	0.0	28.4	0.0	-0.0	-13.4	-13.4
44	478412.34	5367791.54	344.74	0	500	97.9	97.9	0.0	0.0	78.7	4.6	2.2	0.0	0.0	6.8	0.0	-0.0	5.6	5.6
45	477397.03	5368477.09	347.79	0	500	91.8	91.8	0.0	0.0	72.6	2.3	2.2	0.0	0.0	18.3	0.0	-0.0	-3.6	-3.6
46	478128.34	5367983.30	354.57	0	500	96.5	96.5	0.0	0.0	77.3	4.0	2.2	0.0	0.0	5.5	0.0	-0.0	7.4	7.4
47	477389.76	5368482.00	346.93	0	500	91.7	91.7	0.0	0.0	72.5	2.3	2.2	0.0	0.0	19.1	0.0	-0.0	-4.5	-4.5
48	477451.13	5368440.56	350.00	0	500	92.0	92.0	0.0	0.0	73.0	2.4	2.2	0.0	0.0	13.6	0.0	-0.0	0.7	0.7
49	477255.67	5368539.69	343.97	0	500	90.4	90.4	0.0	0.0	71.5	2.0	2.2	0.0	0.0	28.2	0.0	-0.0	-13.5	-13.5
50	477496.60	5368409.86	352.00	0	500	92.2	92.2	0.0	0.0	73.4	2.5	2.2	0.0	0.0	10.6	0.0	-0.0	3.4	3.4
51	477421.30	5368460.70	348.13	0	500	91.6	91.6	0.0	0.0	72.8	2.4	2.2	0.0	0.0	16.8	0.0	-0.0	-2.6	-2.6
52	478055.65	5368032.38	357.68	0	500	95.7	95.7	0.0	0.0	77.0	3.8	2.2	0.0	0.0	5.8	0.0	-0.0	6.9	6.9
53	477226.64	5368540.25	346.31	0	500	90.0	90.0	0.0	0.0	71.3	2.0	2.2	0.0	0.0	28.9	0.0	-0.0	-14.3	-14.3
54	478276.55	5367883.23	338.40	0	500	96.7	96.7	0.0	0.0	78.0	4.3	2.2	0.0	0.0	14.6	0.0	-0.0	-2.5	-2.5
55	477989.15	5368077.28	356.75	0	500	95.2	95.2	0.0	0.0	76.6	3.7	2.2	0.0	0.0	6.5	0.0	-0.0	6.2	6.2
56	478195.84	5367937.72	350.92	0	500	96.2	96.2	0.0	0.0	77.7	4.1	2.2	0.0	0.0	11.4	0.0	-0.0	0.7	0.7
57	477201.44	5368540.74	346.85	0	500	89.6	89.6	0.0	0.0	71.1	2.0	2.2	0.0	0.0	30.4	0.0	-0.0	-16.1	-16.1
58	477501.30	5368406.69	352.00	0	500	91.9	91.9	0.0	0.0	73.4	2.5	2.2	0.0	0.0	10.5	0.0	-0.0	3.2	3.2
59	479531.84	5367438.38	326.75	0	500	100.4	100.4	0.0	0.0	82.0	6.8	2.2	0.0	0.0	4.8	0.0	-0.0	4.6	4.6
60	477929.64	5368117.46	358.00	0	500	94.7	94.7	0.0	0.0	76.3	3.5	2.2	0.0	0.0	7.3	0.0	-0.0	5.4	5.4
61	477735.02	5368248.88	366.36	0	500	93.4	93.4	0.0	0.0	75.1	3.1	2.2	0.0	0.0	4.8	0.0	-0.0	8.2	8.2
62	477293.85	5368538.95	342.00	0	500	89.8	89.8	0.0	0.0	71.7	2.1	2.2	0.0	0.0	26.9	0.0	-0.0	-13.1	-13.1
63	477295.25	5368538.92	342.00	0	500	76.2	76.2	0.0	0.0	71.7	2.1	2.2	0.0	0.0	26.3	0.0	-0.0	-26.0	-26.0
64	477504.85	5368404.29	352.00	0	500	91.7	91.7	0.0	0.0	73.5	2.6	2.2	0.0	0.0	10.4	0.0	-0.0	3.1	3.1
65	477457.91	5368435.98	350.08	0	500	91.3	91.3	0.0	0.0	73.1	2.4	2.2	0.0	0.0	13.3	0.0	-0.0	0.3	0.3
66	477408.55	5368469.31	348.00	0	500	90.9	90.9	0.0	0.0	72.7	2.3	2.2	0.0	0.0	17.6	0.0	-0.0	-3.9	-3.9
67	477747.60	5368240.38	365.38	0	500	93.4	93.4	0.0	0.0	75.2	3.1	2.2	0.0	0.0	10.0	0.0	-0.0	2.9	2.9
68	477820.07	5368191.45	362.00	0	500	93.8	93.8	0.0	0.0	75.6	3.3	2.2	0.0	0.0	8.5	0.0	-0.0	4.2	4.2
69	477574.35	5368357.36	362.56	0	500	92.1	92.1	0.0	0.0	74.0	2.7	2.2	0.0	0.0	5.7	0.0	-0.0	7.4	7.4
70	477546.10	5368376.43	360.86	0	500	91.7	91.7	0.0	0.0	73.8	2.6	2.2	0.0	0.0	6.5	0.0	-0.0	6.6	6.6
71	477652.25	5368304.76	364.44	0	500	92.5	92.5	0.0	0.0	74.5	2.9	2.2	0.0	0.0	5.0	0.0	-0.0	7.8	7.8
72	477188.17	5368540.99	347.55	0	500	89.0	89.0	0.0	0.0	71.0	1.9	2.2	0.0	0.0	31.4	0.0	-0.0	-17.6	-17.6
73	477493.08	5368412.23	352.00	0	500	91.2	91.2	0.0	0.0	73.4	2.5	2.2	0.0	0.0	10.8	0.0	-0.0	2.4	2.4
74	477865.82	5368160.56	360.00	0	500	93.7	93.7	0.0	0.0	75.9	3.4	2.2	0.0	0.0	7.4	0.0	-0.0	4.8	4.8
75	477767.40	5368227.01	363.88	0	500	93.0	93.0	0.0	0.0	75.3	3.2	2.2	0.0	0.0	9.2	0.0	-0.0	3.2	3.2
76	477531.02	5368386.62	359.39	0	500	91.4	91.4	0.0	0.0	73.6	2.6	2.2	0.0	0.0	7.1	0.0	-0.0	5.8	5.8
77	479866.29	5367341.68	322.00	0	500	100.5	100.5	0.0	0.0	82.8	7.5	2.2	0.0	0.0	10.4	0.0	-0.0	-2.4	-2.4
78	477239.55	5368540.00	344.59	0	500	89.0	89.0	0.0	0.0	71.3	2.0	2.2	0.0	0.0	28.7	0.0	-0.0	-15.3	-15.3
79	477784.13	5368215.72	363.12	0	500	93.0	93.0	0.0	0.0	75.4	3.2	2.2	0.0	0.0	8.6	0.0	-0.0	3.6	3.6
80	477577.91	5368354.96	362.88	0	500	91.6	91.6	0.0	0.0	74.0	2.7	2.2	0.0	0.0	5.6	0.0	-0.0	7.0	7.0
81	477977.28	5368085.29	356.43	0	500	94.1	94.1	0.0	0.0	76.5	3.6	2.2	0.0	0.0	6.7	0.0	-0.0	5.0	5.0
82	477541.27	5368379.70	360.24	0	500	91.2	91.2	0.0	0.0	73.7	2.6	2.2	0.0	0.0	6.7	0.0	-0.0	5.9	5.9
83	477411.22	5368467.51	348.00	0	500	90.2	90.2	0.0	0.0	72.7	2.3	2.2	0.0	0.0	17.4	0.0	-0.0	-4.5	-4.5
84	477875.18	5368154.23	359.72	0	500	93.4	93.4	0.0	0.0	76.0	3.4	2.2	0.0	0.0	7.3	0.0	-0.0	4.6	4.6
85	480341.52	5367204.27	324.68	0	500	101.2	101.2	0.0	0.0	83.8	8.4	2.2	0.0	0.0	4.8	0.0	-0.0	2.0	2.0
86	477208.03	5368540.61	346.57	0	500	88.6	88.6	0.0	0.0	71.2	2.0	2.2	0.0	0.0	30.0	0.0	-0.0	-16.8	-16.8
87	480202.29	5367244.52	322.62	0	500	100.9	100.9	0.0	0.0	83.5	8.1	2.2	0.0	0.0	4.8	0.0	-0.0	2.3	2.3
88	478105.93	5367998.43	356.26	0	500	94.6	94.6	0.0	0.0	77.2	3.9	2.2	0.0	0.0	5.5	0.0	-0.0	5.7	5.7
89	480472.37	5367166.44	325.94	0	500	101.4	101.4	0.0	0.0	84.0	8.7	2.2	0.0	0.0	4.8	0.0	-0.0	1.7	1.7
90	478040.87	5368042.36	358.00	0	500	94.3	94.3	0.0	0.0	76.9	3.8	2.2	0.0	0.0	5.9	0.0	-0.0	5.5	5.5
91	479334.87	5367495.33	330.72	0	500	98.8	98.8	0.0	0.0	81.5	6.4	2.2	0.0	0.0	4.8	0.0	-0.0	3.9	3.9
92	477857.80	5368165.97	360.00	0	500	93.2	93.2	0.0	0.0	75.8	3.4	2.2	0.0	0.0	7.4	0.0	-0.0	4.3	4.3
93	478217.64	5367923.00	346.78	0	500	95.0	95.0	0.0	0.0	77.8	4.2	2.2	0.0	0.0	16.3	0.0	-0.0	-5.4	-5.4
94	478953.29	5367605.66	332.90	0	500	97.6	97.6	0.0	0.0	80.4	5.7	2.2	0.0	0.0	4.8	0.0	-0.0	4.5	4.5
95	477726.27	5368254.78	367.00	0	500	92.2	92.2	0.0	0.0	75.0	3.1	2.2	0.0	0.0	4.8	0.0	-0.0	7.1	7.1
96	477997.73	5368071.49	357.24	0	500	93.8	93.8	0.0	0.0	76.6	3.7	2.2	0.0	0.0	6.3	0.0	-0.0	4.9	4.9
97	477679.87	5368286.11	368.50	0	500	91.9	91.9	0.0	0.0	74.7	3.0	2.2	0.0	0.0	4.9	0.0	-0.0	7.1	7.1
98	478376.69	5367815.61	345.09	0	500	95.6	95.6	0.0	0.0	78.5	4.6	2.2	0.0	0.0	7.2	0.0	-0.0	3.2	3.2
99	477695.73	5368275.40	368.56	0	500	91.9	91.9	0.0	0.0	74.8	3.0	2.2	0.0	0.0	4.8	0.0	-0.0	7.0	7.0
100	477517.27	5368395.90	355.22	0	500	90.7	90.7	0.0	0.0	73.5	2.6	2.2	0.0	0.0	8.8	0.0	-0.0	3.5	3.5
101	478266.15	5367890.25	339.06	0	500	95.1	95.1	0.0	0.0	78.0	4.3	2.2	0.0	0.0	15.0	0.0	-0.0	-4.5	-4.5

Line Source, ISO 9613, Name: "HaulTruck2", ID: "Yr3_HaulTruck2"																			
Nr.	X (m)	Y (m)	Z (m)	Refl.	Freq. (Hz)	LxT dB(A)	LxN dB(A)	K0 (dB)	Dc (dB)	Adiv (dB)	Aatm (dB)	Agr (dB)	Afol (dB)	Ahous (dB)	Abar (dB)	Cmet (dB)	RL (dB)	LrT dB(A)	LrN dB(A)
102	477709.18	5368266.32	367.82	0	500	92.0	92.0	0.0	0.0	74.9	3.0	2.2	0.0	0.0	4.8	0.0	-0.0	7.0	7.0
103	478250.73	5367900.66	340.49	0	500	95.0	95.0	0.0	0.0	77.9	4.3	2.2	0.0	0.0	16.3	0.0	-0.0	-5.8	-5.8
104	477535.20	5368383.80	359.73	0	500	90.7	90.7	0.0	0.0	73.7	2.6	2.2	0.0	0.0	7.0	0.0	-0.0	5.2	5.2
105	480055.23	5367287.05	322.00	0	500	100.1	100.1	0.0	0.0	83.2	7.8	2.2	0.0	0.0	4.8	0.0	-0.0	2.1	2.1
106	477938.40	5368111.55	357.41	0	500	93.2	93.2	0.0	0.0	76.3	3.6	2.2	0.0	0.0	7.2	0.0	-0.0	3.9	3.9
107	479474.85	5367454.86	328.00	0	500	98.7	98.7	0.0	0.0	81.8	6.7	2.2	0.0	0.0	4.8	0.0	-0.0	3.2	3.2
108	477659.25	5368300.04	365.69	0	500	91.5	91.5	0.0	0.0	74.6	2.9	2.2	0.0	0.0	5.0	0.0	-0.0	6.8	6.8
109	477563.22	5368364.88	361.89	0	500	90.8	90.8	0.0	0.0	73.9	2.7	2.2	0.0	0.0	6.1	0.0	-0.0	5.9	5.9
110	480413.71	5367183.40	326.00	0	500	100.8	100.8	0.0	0.0	83.9	8.5	2.2	0.0	0.0	4.8	0.0	-0.0	1.3	1.3
111	477248.48	5368539.83	344.00	0	500	88.3	88.3	0.0	0.0	71.4	2.0	2.2	0.0	0.0	28.5	0.0	-0.0	-15.9	-15.9
112	477184.23	5368541.07	347.69	0	500	87.9	87.9	0.0	0.0	71.0	1.9	2.2	0.0	0.0	31.7	0.0	-0.0	-18.9	-18.9
113	477362.09	5368500.68	344.00	0	500	89.1	89.1	0.0	0.0	72.3	2.2	2.2	0.0	0.0	21.6	0.0	-0.0	-9.2	-9.2
114	477512.01	5368399.45	353.55	0	500	90.3	90.3	0.0	0.0	73.5	2.6	2.2	0.0	0.0	9.6	0.0	-0.0	2.5	2.5
115	477892.41	5368142.60	358.71	0	500	92.9	92.9	0.0	0.0	76.1	3.4	2.2	0.0	0.0	7.8	0.0	-0.0	3.3	3.3
116	478509.51	5367733.97	340.30	0	500	95.9	95.9	0.0	0.0	79.0	4.9	2.2	0.0	0.0	6.8	0.0	-0.0	2.9	2.9
117	478015.81	5368059.28	358.00	0	500	93.5	93.5	0.0	0.0	76.8	3.7	2.2	0.0	0.0	6.1	0.0	-0.0	4.7	4.7
118	477387.09	5368483.80	346.62	0	500	89.1	89.1	0.0	0.0	72.5	2.3	2.2	0.0	0.0	19.4	0.0	-0.0	-7.3	-7.3
119	477415.39	5368464.70	348.05	0	500	89.3	89.3	0.0	0.0	72.7	2.3	2.2	0.0	0.0	17.2	0.0	-0.0	-5.1	-5.1
120	477242.42	5368539.94	344.00	0	500	88.0	88.0	0.0	0.0	71.4	2.0	2.2	0.0	0.0	28.7	0.0	-0.0	-16.4	-16.4
121	477203.59	5368540.69	346.77	0	500	87.7	87.7	0.0	0.0	71.1	2.0	2.2	0.0	0.0	30.3	0.0	-0.0	-17.9	-17.9
122	478600.04	5367707.80	339.21	0	500	95.9	95.9	0.0	0.0	79.3	5.0	2.2	0.0	0.0	5.0	0.0	-0.0	4.3	4.3
123	477647.88	5368307.71	364.00	0	500	91.0	91.0	0.0	0.0	74.5	2.9	2.2	0.0	0.0	5.0	0.0	-0.0	6.4	6.4
124	477418.07	5368462.89	348.00	0	500	89.2	89.2	0.0	0.0	72.7	2.4	2.2	0.0	0.0	17.0	0.0	-0.0	-5.1	-5.1
125	478154.10	5367965.91	353.37	0	500	93.9	93.9	0.0	0.0	77.5	4.1	2.2	0.0	0.0	5.4	0.0	-0.0	4.7	4.7
126	477413.40	5368466.03	348.04	0	500	89.1	89.1	0.0	0.0	72.7	2.3	2.2	0.0	0.0	17.3	0.0	-0.0	-5.5	-5.5
127	477199.34	5368540.78	346.95	0	500	87.5	87.5	0.0	0.0	71.1	2.0	2.2	0.0	0.0	30.6	0.0	-0.0	-18.4	-18.4
128	477739.22	5368246.04	366.00	0	500	91.5	91.5	0.0	0.0	75.1	3.1	2.2	0.0	0.0	4.8	0.0	-0.0	6.2	6.2
129	479034.90	5367582.06	330.87	0	500	97.0	97.0	0.0	0.0	80.7	5.9	2.2	0.0	0.0	4.8	0.0	-0.0	3.5	3.5
130	477196.35	5368540.83	347.11	0	500	87.4	87.4	0.0	0.0	71.1	2.0	2.2	0.0	0.0	30.8	0.0	-0.0	-18.7	-18.7
131	477508.51	5368401.81	352.59	0	500	89.8	89.8	0.0	0.0	73.5	2.6	2.2	0.0	0.0	10.0	0.0	-0.0	1.5	1.5
132	477565.86	5368363.10	362.00	0	500	90.2	90.2	0.0	0.0	73.9	2.7	2.2	0.0	0.0	6.0	0.0	-0.0	5.4	5.4
133	477551.07	5368373.08	361.54	0	500	90.1	90.1	0.0	0.0	73.8	2.7	2.2	0.0	0.0	6.3	0.0	-0.0	5.1	5.1
134	478316.10	5367856.52	339.71	0	500	94.5	94.5	0.0	0.0	78.2	4.4	2.2	0.0	0.0	11.9	0.0	-0.0	-2.3	-2.3
135	478140.88	5367974.83	353.63	0	500	93.6	93.6	0.0	0.0	77.4	4.0	2.2	0.0	0.0	5.5	0.0	-0.0	4.5	4.5
136	477592.09	5368345.38	364.00	0	500	90.4	90.4	0.0	0.0	74.1	2.8	2.2	0.0	0.0	5.3	0.0	-0.0	5.9	5.9
137	477588.27	5368347.96	363.81	0	500	90.3	90.3	0.0	0.0	74.1	2.8	2.2	0.0	0.0	5.4	0.0	-0.0	5.9	5.9
138	479555.76	5367431.46	326.00	0	500	98.2	98.2	0.0	0.0	82.0	6.9	2.2	0.0	0.0	4.8	0.0	-0.0	2.3	2.3
139	479231.48	5367525.22	327.53	0	500	97.4	97.4	0.0	0.0	81.2	6.2	2.2	0.0	0.0	4.8	0.0	-0.0	2.9	2.9
140	478717.76	5367673.76	335.20	0	500	95.9	95.9	0.0	0.0	79.7	5.3	2.2	0.0	0.0	5.0	0.0	-0.0	3.7	3.7
141	477569.93	5368360.34	362.15	0	500	90.1	90.1	0.0	0.0	74.0	2.7	2.2	0.0	0.0	5.9	0.0	-0.0	5.3	5.3
142	477906.95	5368132.79	358.00	0	500	92.3	92.3	0.0	0.0	76.1	3.5	2.2	0.0	0.0	7.7	0.0	-0.0	2.8	2.8
143	477964.09	5368094.21	356.00	0	500	92.6	92.6	0.0	0.0	76.5	3.6	2.2	0.0	0.0	8.5	0.0	-0.0	1.8	1.8
144	478441.92	5367771.57	342.00	0	500	94.9	94.9	0.0	0.0	78.8	4.7	2.2	0.0	0.0	15.5	0.0	-0.0	-6.3	-6.3
145	478368.35	5367821.24	344.48	0	500	94.6	94.6	0.0	0.0	78.5	4.5	2.2	0.0	0.0	7.4	0.0	-0.0	2.0	2.0
146	478569.05	5367716.76	338.87	0	500	95.3	95.3	0.0	0.0	79.3	5.0	2.2	0.0	0.0	5.0	0.0	-0.0	3.9	3.9
147	477663.73	5368297.01	366.65	0	500	90.7	90.7	0.0	0.0	74.6	2.9	2.2	0.0	0.0	4.9	0.0	-0.0	6.0	6.0
148	479077.27	5367569.81	328.78	0	500	96.9	96.9	0.0	0.0	80.8	5.9	2.2	0.0	0.0	4.8	0.0	-0.0	3.1	3.1
149	477896.61	5368139.77	358.46	0	500	92.1	92.1	0.0	0.0	76.1	3.5	2.2	0.0	0.0	7.8	0.0	-0.0	2.6	2.6
150	479595.55	5367419.96	326.00	0	500	98.2	98.2	0.0	0.0	82.1	6.9	2.2	0.0	0.0	4.8	0.0	-0.0	2.1	2.1
151	477360.34	5368501.86	344.00	0	500	88.3	88.3	0.0	0.0	72.2	2.2	2.2	0.0	0.0	21.7	0.0	-0.0	-10.1	-10.1
152	477669.82	5368292.90	367.60	0	500	90.7	90.7	0.0	0.0	74.7	2.9	2.2	0.0	0.0	4.9	0.0	-0.0	6.0	6.0
153	477683.73	5368283.51	368.69	0	500	90.7	90.7	0.0	0.0	74.8	3.0	2.2	0.0	0.0	4.9	0.0	-0.0	5.9	5.9
154	477797.61	5368206.61	362.70	0	500	91.4	91.4	0.0	0.0	75.5	3.2	2.2	0.0	0.0	9.9	0.0	-0.0	0.6	0.6
155	477514.97	5368397.45	354.44	0	500	89.4	89.4	0.0	0.0	73.5	2.6	2.2	0.0	0.0	9.2	0.0	-0.0	1.9	1.9
156	477205.15	5368540.66	346.72	0	500	87.0	87.0	0.0	0.0	71.1	2.0	2.2	0.0	0.0	30.2	0.0	-0.0	-18.5	-18.5
157	479773.54	5367368.49	325.35	0	500	98.4	98.4	0.0	0.0	82.5	7.3	2.2	0.0	0.0	4.8	0.0	-0.0	1.6	1.6
158	479010.47	5367589.13	331.75	0	500	96.4	96.4	0.0	0.0	80.6	5.8	2.2	0.0	0.0	4.8	0.0	-0.0	3.0	3.0
159	477920.89	5368123.37	358.00	0	500	92.0	92.0	0.0	0.0	76.2	3.5	2.2	0.0	0.0	7.4	0.0	-0.0	2.6	2.6
160	478117.13	5367990.87	355.73	0	500	93.1	93.1	0.0	0.0	77.3	4.0	2.2	0.0	0.0	5.5	0.0	-0.0	4.1	4.1
161	478067.80	5368024.18	357.43	0	500	92.8	92.8	0.0	0.0	77.0	3.9	2.2	0.0	0.0	5.7	0.0	-0.0	3.9	3.9

Line Source, ISO 9613, Name: "HaulTruck2", ID: "Yr3_HaulTruck2"																			
Nr.	X (m)	Y (m)	Z (m)	Refl.	Freq. (Hz)	LxT dB(A)	LxN dB(A)	K0 (dB)	Dc (dB)	Adiv (dB)	Aatm (dB)	Agr (dB)	Afol (dB)	Ahous (dB)	Abar (dB)	Cmet (dB)	RL (dB)	LrT dB(A)	LrN dB(A)
162	478645.75	5367694.58	339.12	0	500	95.2	95.2	0.0	0.0	79.5	5.1	2.2	0.0	0.0	5.1	0.0	-0.0	3.3	3.3
163	477676.77	5368288.21	368.46	0	500	90.4	90.4	0.0	0.0	74.7	2.9	2.2	0.0	0.0	4.9	0.0	-0.0	5.7	5.7
164	479022.28	5367585.71	331.27	0	500	96.3	96.3	0.0	0.0	80.6	5.8	2.2	0.0	0.0	4.8	0.0	-0.0	2.8	2.8
165	480504.07	5367157.27	326.00	0	500	99.7	99.7	0.0	0.0	84.1	8.7	2.2	0.0	0.0	4.8	0.0	-0.0	-0.1	-0.1
166	479128.88	5367554.89	323.65	0	500	96.6	96.6	0.0	0.0	80.9	6.0	2.2	0.0	0.0	14.1	0.0	-0.0	-6.7	-6.7
167	477721.36	5368258.09	367.26	0	500	90.6	90.6	0.0	0.0	75.0	3.1	2.2	0.0	0.0	4.8	0.0	-0.0	5.5	5.5
168	478229.92	5367914.71	344.50	0	500	93.4	93.4	0.0	0.0	77.8	4.2	2.2	0.0	0.0	15.9	0.0	-0.0	-6.7	-6.7
169	477400.08	5368475.03	348.00	0	500	88.2	88.2	0.0	0.0	72.6	2.3	2.2	0.0	0.0	18.1	0.0	-0.0	-7.0	-7.0
170	477689.38	5368279.69	368.70	0	500	90.4	90.4	0.0	0.0	74.8	3.0	2.2	0.0	0.0	4.8	0.0	-0.0	5.5	5.5
171	477917.27	5368125.81	358.00	0	500	91.7	91.7	0.0	0.0	76.2	3.5	2.2	0.0	0.0	7.5	0.0	-0.0	2.3	2.3
172	477814.04	5368195.52	362.00	0	500	91.1	91.1	0.0	0.0	75.6	3.3	2.2	0.0	0.0	8.9	0.0	-0.0	1.2	1.2
173	477762.90	5368230.05	364.00	0	500	90.8	90.8	0.0	0.0	75.3	3.1	2.2	0.0	0.0	9.4	0.0	-0.0	0.7	0.7
174	478384.83	5367810.11	345.69	0	500	94.0	94.0	0.0	0.0	78.5	4.6	2.2	0.0	0.0	7.0	0.0	-0.0	1.7	1.7
175	477523.18	5368391.91	358.31	0	500	89.1	89.1	0.0	0.0	73.6	2.6	2.2	0.0	0.0	7.6	0.0	-0.0	3.0	3.0
176	477585.97	5368349.51	363.50	0	500	89.5	89.5	0.0	0.0	74.1	2.7	2.2	0.0	0.0	5.4	0.0	-0.0	5.0	5.0
177	479048.42	5367578.15	330.38	0	500	96.1	96.1	0.0	0.0	80.7	5.9	2.2	0.0	0.0	4.8	0.0	-0.0	2.5	2.5
178	477527.45	5368389.03	359.21	0	500	89.0	89.0	0.0	0.0	73.6	2.6	2.2	0.0	0.0	7.3	0.0	-0.0	3.3	3.3
179	478929.25	5367612.61	333.41	0	500	95.7	95.7	0.0	0.0	80.3	5.7	2.2	0.0	0.0	4.9	0.0	-0.0	2.6	2.6
180	477924.47	5368120.95	358.00	0	500	91.6	91.6	0.0	0.0	76.2	3.5	2.2	0.0	0.0	7.4	0.0	-0.0	2.3	2.3
181	478310.14	5367860.55	339.37	0	500	93.6	93.6	0.0	0.0	78.2	4.4	2.2	0.0	0.0	12.3	0.0	-0.0	-3.5	-3.5
182	477352.86	5368506.91	343.23	0	500	87.5	87.5	0.0	0.0	72.2	2.2	2.2	0.0	0.0	22.4	0.0	-0.0	-11.5	-11.5
183	478425.59	5367782.59	343.47	0	500	94.0	94.0	0.0	0.0	78.7	4.7	2.2	0.0	0.0	6.9	0.0	-0.0	1.5	1.5
184	480175.42	5367252.29	322.00	0	500	98.7	98.7	0.0	0.0	83.4	8.1	2.2	0.0	0.0	4.8	0.0	-0.0	0.3	0.3
185	478740.32	5367667.24	335.64	0	500	95.1	95.1	0.0	0.0	79.8	5.3	2.2	0.0	0.0	4.9	0.0	-0.0	2.8	2.8
186	478224.98	5367918.05	345.50	0	500	93.1	93.1	0.0	0.0	77.8	4.2	2.2	0.0	0.0	16.0	0.0	-0.0	-7.1	-7.1
187	477288.88	5368539.04	342.00	0	500	86.9	86.9	0.0	0.0	71.6	2.1	2.2	0.0	0.0	27.2	0.0	-0.0	-16.2	-16.2
188	477583.92	5368350.90	363.34	0	500	89.3	89.3	0.0	0.0	74.0	2.7	2.2	0.0	0.0	5.5	0.0	-0.0	4.8	4.8
189	477731.19	5368251.46	366.78	0	500	90.3	90.3	0.0	0.0	75.1	3.1	2.2	0.0	0.0	4.8	0.0	-0.0	5.1	5.1
190	477454.63	5368438.20	350.00	0	500	88.3	88.3	0.0	0.0	73.0	2.4	2.2	0.0	0.0	13.5	0.0	-0.0	-2.9	-2.9
191	478082.89	5368013.99	357.05	0	500	92.2	92.2	0.0	0.0	77.1	3.9	2.2	0.0	0.0	5.6	0.0	-0.0	3.4	3.4
192	478005.20	5368066.44	357.57	0	500	91.8	91.8	0.0	0.0	76.7	3.7	2.2	0.0	0.0	6.2	0.0	-0.0	3.0	3.0
193	478816.65	5367645.17	335.24	0	500	95.2	95.2	0.0	0.0	80.0	5.5	2.2	0.0	0.0	4.9	0.0	-0.0	2.6	2.6
194	477692.73	5368277.43	368.60	0	500	89.9	89.9	0.0	0.0	74.8	3.0	2.2	0.0	0.0	4.8	0.0	-0.0	5.1	5.1
195	478913.33	5367617.21	333.71	0	500	95.4	95.4	0.0	0.0	80.3	5.6	2.2	0.0	0.0	4.9	0.0	-0.0	2.4	2.4
196	478582.67	5367712.82	338.88	0	500	94.4	94.4	0.0	0.0	79.3	5.0	2.2	0.0	0.0	5.0	0.0	-0.0	2.9	2.9
197	477655.37	5368302.66	365.04	0	500	89.6	89.6	0.0	0.0	74.6	2.9	2.2	0.0	0.0	5.0	0.0	-0.0	5.0	5.0
198	478258.30	5367895.55	339.76	0	500	93.0	93.0	0.0	0.0	78.0	4.3	2.2	0.0	0.0	15.4	0.0	-0.0	-6.8	-6.8
199	478849.85	5367635.57	335.50	0	500	95.2	95.2	0.0	0.0	80.1	5.5	2.2	0.0	0.0	4.9	0.0	-0.0	2.4	2.4
200	477460.27	5368434.39	350.19	0	500	88.1	88.1	0.0	0.0	73.1	2.4	2.2	0.0	0.0	13.1	0.0	-0.0	-2.7	-2.7
201	478334.29	5367844.24	342.00	0	500	93.3	93.3	0.0	0.0	78.3	4.5	2.2	0.0	0.0	10.6	0.0	-0.0	-2.3	-2.3
202	477520.27	5368393.88	356.79	0	500	88.6	88.6	0.0	0.0	73.6	2.6	2.2	0.0	0.0	8.2	0.0	-0.0	2.0	2.0
203	479973.88	5367310.57	322.00	0	500	97.9	97.9	0.0	0.0	83.0	7.7	2.2	0.0	0.0	4.8	0.0	-0.0	0.3	0.3
204	478893.45	5367622.96	333.90	0	500	95.2	95.2	0.0	0.0	80.3	5.6	2.2	0.0	0.0	4.9	0.0	-0.0	2.2	2.2
205	477250.16	5368539.79	343.99	0	500	86.3	86.3	0.0	0.0	71.4	2.0	2.2	0.0	0.0	28.4	0.0	-0.0	-17.8	-17.8
206	477902.17	5368136.01	358.09	0	500	91.0	91.0	0.0	0.0	76.1	3.5	2.2	0.0	0.0	7.8	0.0	-0.0	1.4	1.4
207	479248.69	5367520.25	327.58	0	500	96.1	96.1	0.0	0.0	81.2	6.3	2.2	0.0	0.0	4.8	0.0	-0.0	1.6	1.6
208	478431.20	5367778.80	342.47	0	500	93.6	93.6	0.0	0.0	78.7	4.7	2.2	0.0	0.0	16.4	0.0	-0.0	-8.4	-8.4
209	478904.11	5367619.88	333.82	0	500	95.1	95.1	0.0	0.0	80.3	5.6	2.2	0.0	0.0	4.9	0.0	-0.0	2.1	2.1
210	477861.65	5368163.37	360.00	0	500	90.7	90.7	0.0	0.0	75.9	3.4	2.2	0.0	0.0	7.5	0.0	-0.0	1.8	1.8
211	477354.11	5368506.07	343.38	0	500	87.0	87.0	0.0	0.0	72.2	2.2	2.2	0.0	0.0	22.3	0.0	-0.0	-11.9	-11.9
212	477793.44	5368209.43	362.79	0	500	90.3	90.3	0.0	0.0	75.5	3.2	2.2	0.0	0.0	9.1	0.0	-0.0	0.3	0.3
213	478205.80	5367931.00	348.86	0	500	92.5	92.5	0.0	0.0	77.7	4.2	2.2	0.0	0.0	17.0	0.0	-0.0	-8.7	-8.7
214	478145.54	5367971.69	353.46	0	500	92.2	92.2	0.0	0.0	77.4	4.0	2.2	0.0	0.0	5.5	0.0	-0.0	3.0	3.0
215	478073.90	5368020.06	357.22	0	500	91.8	91.8	0.0	0.0	77.0	3.9	2.2	0.0	0.0	5.7	0.0	-0.0	3.0	3.0
216	477186.51	5368541.02	347.63	0	500	85.8	85.8	0.0	0.0	71.0	1.9	2.2	0.0	0.0	31.5	0.0	-0.0	-20.9	-20.9
217	477968.06	5368091.53	356.16	0	500	91.2	91.2	0.0	0.0	76.5	3.6	2.2	0.0	0.0	6.9	0.0	-0.0	2.0	2.0
218	479510.56	5367444.53	327.57	0	500	96.6	96.6	0.0	0.0	81.9	6.8	2.2	0.0	0.0	4.8	0.0	-0.0	0.9	0.9
219	477712.09	5368264.36	367.61	0	500	89.5	89.5	0.0	0.0	74.9	3.0	2.2	0.0	0.0	4.8	0.0	-0.0	4.5	4.5
220	478523.78	5367729.84	339.37	0	500	93.7	93.7	0.0	0.0	79.1	4.9	2.2	0.0	0.0	7.0	0.0	-0.0	0.5	0.5
221	478136.35	5367977.89	353.87	0	500	91.9	91.9	0.0	0.0	77.4	4.0	2.2	0.0	0.0	5.5	0.0	-0.0	2.8	2.8

Line Source, ISO 9613, Name: "HaulTruck2", ID: "Yr3_HaulTruck2"																			
Nr.	X (m)	Y (m)	Z (m)	Refl.	Freq. (Hz)	LxT dB(A)	LxN dB(A)	K0 (dB)	Dc (dB)	Adiv (dB)	Aatm (dB)	Agr (dB)	Afol (dB)	Ahous (dB)	Abar (dB)	Cmet (dB)	RL (dB)	LrT dB(A)	LrN dB(A)
222	478884.90	5367625.43	333.96	0	500	94.7	94.7	0.0	0.0	80.2	7.4	2.2	0.0	0.0	4.9	0.0	-0.0	1.8	1.8
223	479813.09	5367357.06	323.32	0	500	97.1	97.1	0.0	0.0	82.6	7.4	2.2	0.0	0.0	4.8	0.0	-0.0	0.1	0.1
224	477291.48	5368538.99	342.00	0	500	86.1	86.1	0.0	0.0	71.6	2.1	2.2	0.0	0.0	27.0	0.0	-0.0	-16.9	-16.9
225	480710.82	5367189.34	327.25	0	500	98.9	98.9	0.0	0.0	84.4	9.0	2.2	0.0	0.0	4.8	0.0	-0.0	-1.6	-1.6
226	477524.83	5368390.80	358.81	0	500	88.0	88.0	0.0	0.0	73.6	2.6	2.2	0.0	0.0	7.4	0.0	-0.0	2.2	2.2
227	478448.01	5367767.46	341.82	0	500	93.2	93.2	0.0	0.0	78.8	4.7	2.2	0.0	0.0	15.1	0.0	-0.0	-7.6	-7.6
228	479695.26	5367391.13	326.00	0	500	96.7	96.7	0.0	0.0	82.4	7.1	2.2	0.0	0.0	4.8	0.0	-0.0	0.2	0.2
229	478667.67	5367688.24	337.63	0	500	93.9	93.9	0.0	0.0	79.6	5.2	2.2	0.0	0.0	5.1	0.0	-0.0	1.9	1.9
230	477666.00	5368295.48	367.08	0	500	88.9	88.9	0.0	0.0	74.6	2.9	2.2	0.0	0.0	4.9	0.0	-0.0	4.2	4.2
231	477715.56	5368262.01	367.54	0	500	89.2	89.2	0.0	0.0	75.0	3.0	2.2	0.0	0.0	4.8	0.0	-0.0	4.2	4.2
232	478395.29	5367803.05	345.71	0	500	92.8	92.8	0.0	0.0	78.6	4.6	2.2	0.0	0.0	5.1	0.0	-0.0	2.3	2.3
233	478033.43	5368047.38	358.00	0	500	91.0	91.0	0.0	0.0	76.8	3.8	2.2	0.0	0.0	6.0	0.0	-0.0	2.2	2.2
234	480388.83	5367190.59	326.00	0	500	98.0	98.0	0.0	0.0	83.9	8.5	2.2	0.0	0.0	4.8	0.0	-0.0	-1.3	-1.3
235	477521.64	5368392.95	357.64	0	500	87.7	87.7	0.0	0.0	73.6	2.6	2.2	0.0	0.0	7.9	0.0	-0.0	1.5	1.5
236	478149.18	5367969.23	353.42	0	500	91.6	91.6	0.0	0.0	77.4	4.0	2.2	0.0	0.0	5.5	0.0	-0.0	2.4	2.4
237	477954.47	5368100.70	356.00	0	500	90.5	90.5	0.0	0.0	76.4	3.6	2.2	0.0	0.0	8.8	0.0	-0.0	-0.5	-0.5
238	478695.17	5367680.29	335.64	0	500	93.8	93.8	0.0	0.0	79.6	5.2	2.2	0.0	0.0	5.0	0.0	-0.0	1.6	1.6
239	478591.75	5367710.19	338.99	0	500	93.4	93.4	0.0	0.0	79.3	5.0	2.2	0.0	0.0	5.0	0.0	-0.0	1.8	1.8
240	477424.50	5368458.54	348.37	0	500	86.9	86.9	0.0	0.0	72.8	2.4	2.2	0.0	0.0	16.5	0.0	-0.0	-7.0	-7.0
241	479827.05	5367353.02	322.31	0	500	96.7	96.7	0.0	0.0	82.7	7.4	2.2	0.0	0.0	12.5	0.0	-0.0	-8.1	-8.1
242	477787.49	5368213.44	362.96	0	500	89.4	89.4	0.0	0.0	75.4	3.2	2.2	0.0	0.0	8.5	0.0	-0.0	0.1	0.1
243	478079.44	5368016.32	357.13	0	500	91.0	91.0	0.0	0.0	77.1	3.9	2.2	0.0	0.0	5.7	0.0	-0.0	2.1	2.1
244	478036.31	5368045.44	358.00	0	500	90.8	90.8	0.0	0.0	76.9	3.8	2.2	0.0	0.0	5.9	0.0	-0.0	2.0	2.0
245	478026.24	5368052.24	358.00	0	500	90.7	90.7	0.0	0.0	76.8	3.8	2.2	0.0	0.0	6.0	0.0	-0.0	1.9	1.9
246	479386.36	5367480.44	330.22	0	500	95.5	95.5	0.0	0.0	81.6	6.5	2.2	0.0	0.0	4.8	0.0	-0.0	0.3	0.3
247	477241.08	5368539.97	344.13	0	500	85.2	85.2	0.0	0.0	71.4	2.0	2.2	0.0	0.0	28.8	0.0	-0.0	-19.1	-19.1
248	477185.54	5368541.04	347.67	0	500	84.9	84.9	0.0	0.0	71.0	1.9	2.2	0.0	0.0	31.5	0.0	-0.0	-21.9	-21.9
249	479273.25	5367513.15	328.00	0	500	95.1	95.1	0.0	0.0	81.3	6.3	2.2	0.0	0.0	4.8	0.0	-0.0	0.5	0.5
250	478938.01	5367610.08	333.18	0	500	94.1	94.1	0.0	0.0	80.4	5.7	2.2	0.0	0.0	4.8	0.0	-0.0	1.1	1.1
251	477581.34	5368352.64	363.15	0	500	87.8	87.8	0.0	0.0	74.0	2.7	2.2	0.0	0.0	5.5	0.0	-0.0	3.3	3.3
252	478363.05	5367824.82	344.14	0	500	92.2	92.2	0.0	0.0	78.4	4.5	2.2	0.0	0.0	7.5	0.0	-0.0	-0.5	-0.5
253	477885.09	5368147.55	359.18	0	500	89.7	89.7	0.0	0.0	76.0	3.4	2.2	0.0	0.0	7.2	0.0	-0.0	0.8	0.8
254	477911.67	5368129.60	358.00	0	500	89.8	89.8	0.0	0.0	76.2	3.5	2.2	0.0	0.0	7.6	0.0	-0.0	0.4	0.4
255	478679.17	5367684.92	336.40	0	500	93.3	93.3	0.0	0.0	79.6	5.2	2.2	0.0	0.0	5.0	0.0	-0.0	1.2	1.2
256	477538.84	5368381.33	360.05	0	500	87.4	87.4	0.0	0.0	73.7	2.6	2.2	0.0	0.0	6.8	0.0	-0.0	2.0	2.0
257	477198.13	5368540.80	347.03	0	500	84.7	84.7	0.0	0.0	71.1	2.0	2.2	0.0	0.0	30.7	0.0	-0.0	-21.2	-21.2
258	477878.83	5368151.77	359.44	0	500	89.6	89.6	0.0	0.0	76.0	3.4	2.2	0.0	0.0	7.3	0.0	-0.0	0.7	0.7
259	477510.20	5368400.67	353.00	0	500	87.1	87.1	0.0	0.0	73.5	2.6	2.2	0.0	0.0	9.8	0.0	-0.0	-1.0	-1.0
260	478608.72	5367705.29	339.32	0	500	93.0	93.0	0.0	0.0	79.4	5.1	2.2	0.0	0.0	5.0	0.0	-0.0	1.3	1.3
261	477667.69	5368294.34	367.29	0	500	88.2	88.2	0.0	0.0	74.6	2.9	2.2	0.0	0.0	4.9	0.0	-0.0	3.5	3.5
262	477381.34	5368487.68	345.95	0	500	86.0	86.0	0.0	0.0	72.4	2.3	2.2	0.0	0.0	20.0	0.0	-0.0	-10.9	-10.9
263	478321.46	5367852.90	341.06	0	500	91.8	91.8	0.0	0.0	78.3	4.4	2.2	0.0	0.0	11.3	0.0	-0.0	-4.4	-4.4
264	477206.58	5368540.64	346.66	0	500	84.7	84.7	0.0	0.0	71.2	2.0	2.2	0.0	0.0	30.1	0.0	-0.0	-20.7	-20.7
265	478576.31	5367714.66	339.05	0	500	92.8	92.8	0.0	0.0	79.3	5.0	2.2	0.0	0.0	5.0	0.0	-0.0	1.4	1.4
266	480699.22	5367171.20	326.89	0	500	98.0	98.0	0.0	0.0	84.4	9.0	2.2	0.0	0.0	6.6	0.0	-0.0	-4.3	-4.3
267	478623.62	5367700.98	339.38	0	500	93.0	93.0	0.0	0.0	79.4	5.1	2.2	0.0	0.0	5.1	0.0	-0.0	1.1	1.1
268	477970.86	5368089.63	356.33	0	500	90.0	90.0	0.0	0.0	76.5	3.6	2.2	0.0	0.0	6.8	0.0	-0.0	0.9	0.9
269	477729.08	5368252.88	366.88	0	500	88.5	88.5	0.0	0.0	75.0	3.1	2.2	0.0	0.0	4.8	0.0	-0.0	3.3	3.3
270	477359.12	5368502.69	344.00	0	500	85.7	85.7	0.0	0.0	72.2	2.2	2.2	0.0	0.0	21.8	0.0	-0.0	-12.8	-12.8
271	478705.92	5367677.18	335.03	0	500	93.1	93.1	0.0	0.0	79.7	5.2	2.2	0.0	0.0	5.0	0.0	-0.0	1.0	1.0
272	477759.67	5368232.23	364.00	0	500	88.6	88.6	0.0	0.0	75.3	3.1	2.2	0.0	0.0	9.6	0.0	-0.0	-1.6	-1.6
273	479749.79	5367375.36	326.00	0	500	95.9	95.9	0.0	0.0	82.5	7.2	2.2	0.0	0.0	4.8	0.0	-0.0	-0.9	-0.9
274	477463.11	5368432.47	350.31	0	500	86.5	86.5	0.0	0.0	73.1	2.5	2.2	0.0	0.0	12.9	0.0	-0.0	-4.3	-4.3
275	479304.91	5367503.99	328.70	0	500	94.8	94.8	0.0	0.0	81.4	6.4	2.2	0.0	0.0	4.8	0.0	-0.0	-0.0	-0.0
276	478760.95	5367661.27	335.61	0	500	93.1	93.1	0.0	0.0	79.8	5.3	2.2	0.0	0.0	4.9	0.0	-0.0	0.8	0.8
277	477723.51	5368256.64	367.12	0	500	88.3	88.3	0.0	0.0	75.0	3.1	2.2	0.0	0.0	4.8	0.0	-0.0	3.2	3.2
278	478653.71	5367692.28	338.78	0	500	92.8	92.8	0.0	0.0	79.5	5.1	2.2	0.0	0.0	5.1	0.0	-0.0	0.9	0.9
279	478088.43	5368010.25	356.89	0	500	90.4	90.4	0.0	0.0	77.1	3.9	2.2	0.0	0.0	5.6	0.0	-0.0	1.6	1.6
280	477854.39	5368168.27	360.00	0	500	89.1	89.1	0.0	0.0	75.8	3.4	2.2	0.0	0.0	7.5	0.0	-0.0	0.2	0.2
281	477423.45	5368459.25	348.29	0	500	86.0	86.0	0.0	0.0	72.8	2.4	2.2	0.0	0.0	16.6	0.0	-0.0	-7.9	-7.9

Line Source, ISO 9613, Name: "HaulTruck2", ID: "Yr3_HaulTruck2"																			
Nr.	X (m)	Y (m)	Z (m)	Refl.	Freq. (Hz)	LxT dB(A)	LxN dB(A)	K0 (dB)	Dc (dB)	Adiv (dB)	Aatm (dB)	Agr (dB)	Afol (dB)	Ahous (dB)	Abar (dB)	Cmet (dB)	RL (dB)	LrT dB(A)	LrN dB(A)
282	479410.02	5367473.60	330.17	0	500	94.9	94.9	0.0	0.0	81.7	6.6	2.2	0.0	0.0	4.8	0.0	-0.0	-0.4	-0.4
283	478061.26	5368028.59	357.47	0	500	90.2	90.2	0.0	0.0	77.0	3.8	2.2	0.0	0.0	5.8	0.0	-0.0	1.4	1.4
284	478921.12	5367614.96	333.61	0	500	93.5	93.5	0.0	0.0	80.3	5.6	2.2	0.0	0.0	4.9	0.0	-0.0	0.4	0.4
285	480275.09	5367223.48	322.00	0	500	96.7	96.7	0.0	0.0	83.6	8.3	2.2	0.0	0.0	4.8	0.0	-0.0	-2.2	-2.2
286	477934.23	5368114.37	358.00	0	500	89.4	89.4	0.0	0.0	76.3	3.5	2.2	0.0	0.0	7.2	0.0	-0.0	0.1	0.1
287	477899.71	5368137.67	358.23	0	500	89.2	89.2	0.0	0.0	76.1	3.5	2.2	0.0	0.0	7.8	0.0	-0.0	-0.4	-0.4
288	477869.79	5368157.87	360.00	0	500	89.0	89.0	0.0	0.0	75.9	3.4	2.2	0.0	0.0	7.3	0.0	-0.0	0.1	0.1
289	477880.84	5368150.41	359.47	0	500	89.0	89.0	0.0	0.0	76.0	3.4	2.2	0.0	0.0	7.2	0.0	-0.0	0.2	0.2
290	480022.54	5367296.50	322.00	0	500	96.1	96.1	0.0	0.0	83.1	7.8	2.2	0.0	0.0	4.8	0.0	-0.0	-1.7	-1.7
291	477741.64	5368244.40	366.00	0	500	88.2	88.2	0.0	0.0	75.1	3.1	2.2	0.0	0.0	4.8	0.0	-0.0	2.9	2.9
292	481285.81	5367514.79	317.00	0	500	98.1	98.1	0.0	0.0	85.1	9.8	2.2	0.0	0.0	4.8	0.0	-0.0	-3.8	-3.8
293	479213.49	5367530.43	327.38	0	500	94.2	94.2	0.0	0.0	81.1	6.2	2.2	0.0	0.0	4.8	0.0	-0.0	-0.2	-0.2
294	478009.31	5368063.67	357.85	0	500	89.7	89.7	0.0	0.0	76.7	3.7	2.2	0.0	0.0	6.1	0.0	-0.0	0.9	0.9
295	477485.22	5368417.54	352.00	0	500	86.3	86.3	0.0	0.0	73.3	2.5	2.2	0.0	0.0	11.1	0.0	-0.0	-2.8	-2.8
296	479635.46	5367408.42	326.00	0	500	95.2	95.2	0.0	0.0	82.2	7.0	2.2	0.0	0.0	4.8	0.0	-0.0	-1.0	-1.0
297	477957.15	5368098.89	356.00	0	500	89.4	89.4	0.0	0.0	76.4	3.6	2.2	0.0	0.0	8.8	0.0	-0.0	-1.6	-1.6
298	477548.40	5368374.88	361.21	0	500	86.8	86.8	0.0	0.0	73.8	2.7	2.2	0.0	0.0	6.4	0.0	-0.0	1.7	1.7
299	478011.51	5368062.18	358.00	0	500	89.7	89.7	0.0	0.0	76.7	3.7	2.2	0.0	0.0	6.1	0.0	-0.0	0.9	0.9
300	477233.21	5368540.12	346.00	0	500	84.3	84.3	0.0	0.0	71.3	2.0	2.2	0.0	0.0	28.6	0.0	-0.0	-19.9	-19.9
301	477685.80	5368282.11	368.89	0	500	87.7	87.7	0.0	0.0	74.8	3.0	2.2	0.0	0.0	4.8	0.0	-0.0	2.9	2.9
302	478403.45	5367797.54	345.45	0	500	91.6	91.6	0.0	0.0	78.6	4.6	2.2	0.0	0.0	5.1	0.0	-0.0	1.1	1.1
303	477537.66	5368382.13	360.00	0	500	86.6	86.6	0.0	0.0	73.7	2.6	2.2	0.0	0.0	6.9	0.0	-0.0	1.2	1.2
304	479220.54	5367528.39	327.45	0	500	94.1	94.1	0.0	0.0	81.2	6.2	2.2	0.0	0.0	4.8	0.0	-0.0	-0.3	-0.3
305	477243.73	5368539.92	344.00	0	500	84.3	84.3	0.0	0.0	71.4	2.0	2.2	0.0	0.0	28.7	0.0	-0.0	-20.0	-20.0
306	477553.59	5368371.38	361.76	0	500	86.7	86.7	0.0	0.0	73.8	2.7	2.2	0.0	0.0	6.2	0.0	-0.0	1.7	1.7
307	477973.28	5368087.99	356.35	0	500	89.3	89.3	0.0	0.0	76.5	3.6	2.2	0.0	0.0	6.8	0.0	-0.0	0.2	0.2
308	478499.90	5367736.75	340.65	0	500	91.8	91.8	0.0	0.0	79.0	4.8	2.2	0.0	0.0	6.9	0.0	-0.0	-1.1	-1.1
309	477687.17	5368281.18	368.88	0	500	87.6	87.6	0.0	0.0	74.8	3.0	2.2	0.0	0.0	4.8	0.0	-0.0	2.7	2.7
310	478050.14	5368036.10	357.94	0	500	89.7	89.7	0.0	0.0	76.9	3.8	2.2	0.0	0.0	5.8	0.0	-0.0	0.9	0.9
311	477462.13	5368433.13	350.27	0	500	85.9	85.9	0.0	0.0	73.1	2.5	2.2	0.0	0.0	13.0	0.0	-0.0	-4.9	-4.9
312	478555.56	5367720.66	338.33	0	500	91.9	91.9	0.0	0.0	79.2	5.0	2.2	0.0	0.0	6.8	0.0	-0.0	-1.2	-1.2
313	479171.26	5367542.64	326.33	0	500	93.8	93.8	0.0	0.0	81.0	6.1	2.2	0.0	0.0	4.8	0.0	-0.0	-0.4	-0.4
314	477528.90	5368388.05	359.25	0	500	86.4	86.4	0.0	0.0	73.6	2.6	2.2	0.0	0.0	7.2	0.0	-0.0	0.7	0.7
315	480436.31	5367176.86	326.00	0	500	96.7	96.7	0.0	0.0	84.0	8.6	2.2	0.0	0.0	4.8	0.0	-0.0	-2.9	-2.9
316	479265.47	5367515.40	327.78	0	500	94.0	94.0	0.0	0.0	81.3	6.3	2.2	0.0	0.0	4.8	0.0	-0.0	-0.6	-0.6
317	477290.52	5368539.01	342.00	0	500	84.3	84.3	0.0	0.0	71.6	2.1	2.2	0.0	0.0	27.1	0.0	-0.0	-18.7	-18.7
318	480260.91	5367227.58	322.56	0	500	96.2	96.2	0.0	0.0	83.6	8.2	2.2	0.0	0.0	4.8	0.0	-0.0	-2.6	-2.6
319	477789.27	5368212.24	362.91	0	500	88.1	88.1	0.0	0.0	75.4	3.2	2.2	0.0	0.0	8.4	0.0	-0.0	-1.2	-1.2
320	477790.78	5368211.23	362.87	0	500	88.1	88.1	0.0	0.0	75.4	3.2	2.2	0.0	0.0	8.3	0.0	-0.0	-1.1	-1.1
321	477778.63	5368219.43	363.46	0	500	88.0	88.0	0.0	0.0	75.4	3.2	2.2	0.0	0.0	8.7	0.0	-0.0	-1.5	-1.5
322	477453.41	5368439.02	350.00	0	500	85.6	85.6	0.0	0.0	73.0	2.4	2.2	0.0	0.0	13.5	0.0	-0.0	-5.6	-5.6
323	478628.96	5367699.43	339.46	0	500	92.0	92.0	0.0	0.0	79.4	5.1	2.2	0.0	0.0	5.1	0.0	-0.0	0.2	0.2
324	478399.40	5367800.28	345.61	0	500	91.2	91.2	0.0	0.0	78.6	4.6	2.2	0.0	0.0	5.1	0.0	-0.0	0.7	0.7
325	479611.21	5367415.43	326.00	0	500	94.7	94.7	0.0	0.0	82.2	7.0	2.2	0.0	0.0	4.8	0.0	-0.0	-1.4	-1.4
326	479710.40	5367386.75	326.00	0	500	94.9	94.9	0.0	0.0	82.4	7.2	2.2	0.0	0.0	4.8	0.0	-0.0	-1.6	-1.6
327	478981.61	5367597.47	332.68	0	500	93.0	93.0	0.0	0.0	80.5	5.8	2.2	0.0	0.0	4.8	0.0	-0.0	-0.2	-0.2
328	478245.78	5367904.00	341.20	0	500	90.4	90.4	0.0	0.0	77.9	4.3	2.2	0.0	0.0	16.4	0.0	-0.0	-10.3	-10.3
329	480909.42	5367366.01	322.95	0	500	97.1	97.1	0.0	0.0	84.6	9.2	2.2	0.0	0.0	4.8	0.0	-0.0	-3.7	-3.7
330	480575.68	5367136.56	325.90	0	500	96.7	96.7	0.0	0.0	84.2	8.9	2.2	0.0	0.0	4.8	0.0	-0.0	-3.3	-3.3
331	477526.03	5368389.99	359.10	0	500	86.1	86.1	0.0	0.0	73.6	2.6	2.2	0.0	0.0	7.3	0.0	-0.0	0.4	0.4
332	479500.22	5367447.52	327.82	0	500	94.4	94.4	0.0	0.0	81.9	6.8	2.2	0.0	0.0	4.8	0.0	-0.0	-1.2	-1.2
333	477580.12	5368353.47	363.03	0	500	86.5	86.5	0.0	0.0	74.0	2.7	2.2	0.0	0.0	5.6	0.0	-0.0	2.0	2.0
334	477554.64	5368370.67	361.79	0	500	86.3	86.3	0.0	0.0	73.8	2.7	2.2	0.0	0.0	6.2	0.0	-0.0	1.4	1.4
335	478490.58	5367739.45	340.98	0	500	91.5	91.5	0.0	0.0	79.0	4.8	2.2	0.0	0.0	7.0	0.0	-0.0	-1.7	-1.7
336	478071.06	5368021.97	357.29	0	500	89.5	89.5	0.0	0.0	77.0	3.9	2.2	0.0	0.0	5.7	0.0	-0.0	0.7	0.7
337	477233.93	5368540.11	346.00	0	500	83.7	83.7	0.0	0.0	71.3	2.0	2.2	0.0	0.0	28.6	0.0	-0.0	-20.4	-20.4
338	479291.18	5367507.96	328.00	0	500	93.8	93.8	0.0	0.0	81.4	6.3	2.2	0.0	0.0	4.8	0.0	-0.0	-1.0	-1.0
339	478476.26	5367748.38	340.97	0	500	91.3	91.3	0.0	0.0	78.9	4.8	2.2	0.0	0.0	7.2	0.0	-0.0	-1.8	-1.8
340	477780.07	5368218.46	363.38	0	500	87.8	87.8	0.0	0.0	75.4	3.2	2.2	0.0	0.0	8.7	0.0	-0.0	-1.7	-1.7
341	477543.89	5368377.93	360.53	0	500	86.1	86.1	0.0	0.0	73.8	2.6	2.2	0.0	0.0	6.6	0.0	-0.0	0.9	0.9

Line Source, ISO 9613, Name: "HaulTruck2", ID: "Yr3_HaulTruck2"																			
Nr.	X (m)	Y (m)	Z (m)	Refl.	Freq. (Hz)	LxT dB(A)	LxN dB(A)	K0 (dB)	Dc (dB)	Adiv (dB)	Aatm (dB)	Agr (dB)	Afol (dB)	Ahous (dB)	Abar (dB)	Cmet (dB)	RL (dB)	LrT dB(A)	LrN dB(A)
342	477672.11	5368291.35	367.91	0	500	87.0	87.0	0.0	0.0	74.7	2.9	2.2	0.0	0.0	4.9	0.0	-0.0	2.3	2.3
343	477719.38	5368259.43	367.38	0	500	87.3	87.3	0.0	0.0	75.0	3.0	2.2	0.0	0.0	4.8	0.0	-0.0	2.2	2.2
344	477993.98	5368074.02	356.99	0	500	88.9	88.9	0.0	0.0	76.6	3.7	2.2	0.0	0.0	6.4	0.0	-0.0	-0.0	-0.0
345	479684.93	5367394.11	326.00	0	500	94.6	94.6	0.0	0.0	82.3	7.1	2.2	0.0	0.0	4.8	0.0	-0.0	-1.9	-1.9
346	478325.44	5367850.22	342.00	0	500	90.5	90.5	0.0	0.0	78.3	4.5	2.2	0.0	0.0	10.9	0.0	-0.0	-5.3	-5.3
347	481145.38	5367479.10	318.97	0	500	97.1	97.1	0.0	0.0	84.9	9.6	2.2	0.0	0.0	4.8	0.0	-0.0	-4.3	-4.3
348	478239.60	5367908.18	342.51	0	500	90.1	90.1	0.0	0.0	77.9	4.3	2.2	0.0	0.0	16.3	0.0	-0.0	-10.6	-10.6
349	479067.98	5367572.50	329.35	0	500	93.0	93.0	0.0	0.0	80.8	5.9	2.2	0.0	0.0	4.8	0.0	-0.0	-0.7	-0.7
350	477549.42	5368374.19	361.34	0	500	86.0	86.0	0.0	0.0	73.8	2.7	2.2	0.0	0.0	6.4	0.0	-0.0	1.0	1.0
351	478064.60	5368026.34	357.50	0	500	89.2	89.2	0.0	0.0	77.0	3.8	2.2	0.0	0.0	5.8	0.0	-0.0	0.4	0.4
352	480638.96	5367144.24	326.38	0	500	96.5	96.5	0.0	0.0	84.3	9.0	2.2	0.0	0.0	4.8	0.0	-0.0	-3.8	-3.8
353	478532.80	5367727.24	339.44	0	500	91.3	91.3	0.0	0.0	79.1	4.9	2.2	0.0	0.0	6.9	0.0	-0.0	-1.8	-1.8
354	478462.20	5367757.87	341.06	0	500	91.0	91.0	0.0	0.0	78.9	4.8	2.2	0.0	0.0	14.2	0.0	-0.0	-9.0	-9.0
355	480660.81	5367151.91	326.45	0	500	96.5	96.5	0.0	0.0	84.4	9.0	2.2	0.0	0.0	4.8	0.0	-0.0	-3.8	-3.8
356	477674.29	5368289.88	368.24	0	500	86.8	86.8	0.0	0.0	74.7	2.9	2.2	0.0	0.0	4.9	0.0	-0.0	2.1	2.1
357	477266.14	5368539.48	343.39	0	500	83.6	83.6	0.0	0.0	71.5	2.0	2.2	0.0	0.0	27.9	0.0	-0.0	-20.1	-20.1
358	478122.09	5367987.52	355.24	0	500	89.4	89.4	0.0	0.0	77.3	4.0	2.2	0.0	0.0	5.5	0.0	-0.0	0.4	0.4
359	478021.11	5368055.70	358.00	0	500	88.9	88.9	0.0	0.0	76.8	3.8	2.2	0.0	0.0	6.0	0.0	-0.0	0.1	0.1
360	478782.50	5367655.04	335.18	0	500	92.0	92.0	0.0	0.0	79.9	5.4	2.2	0.0	0.0	4.9	0.0	-0.0	-0.5	-0.5
361	477816.56	5368193.82	362.00	0	500	87.6	87.6	0.0	0.0	75.6	3.3	2.2	0.0	0.0	8.7	0.0	-0.0	-2.2	-2.2
362	477533.39	5368385.02	359.59	0	500	85.7	85.7	0.0	0.0	73.7	2.6	2.2	0.0	0.0	7.0	0.0	-0.0	0.1	0.1
363	480289.26	5367219.38	322.00	0	500	95.7	95.7	0.0	0.0	83.7	8.3	2.2	0.0	0.0	4.8	0.0	-0.0	-3.3	-3.3
364	477228.38	5368540.21	346.24	0	500	83.3	83.3	0.0	0.0	71.3	2.0	2.2	0.0	0.0	28.8	0.0	-0.0	-21.0	-21.0
365	478113.77	5367993.13	356.00	0	500	89.2	89.2	0.0	0.0	77.3	4.0	2.2	0.0	0.0	5.5	0.0	-0.0	0.3	0.3
366	477197.42	5368540.81	347.07	0	500	83.1	83.1	0.0	0.0	71.1	2.0	2.2	0.0	0.0	30.7	0.0	-0.0	-22.9	-22.9
367	478470.48	5367752.28	341.12	0	500	90.9	90.9	0.0	0.0	78.9	4.8	2.2	0.0	0.0	7.3	0.0	-0.0	-2.3	-2.3
368	481258.73	5367507.91	318.00	0	500	97.0	97.0	0.0	0.0	85.1	9.8	2.2	0.0	0.0	4.8	0.0	-0.0	-4.8	-4.8
369	478658.21	5367690.98	338.48	0	500	91.5	91.5	0.0	0.0	79.5	5.1	2.2	0.0	0.0	5.1	0.0	-0.0	-0.5	-0.5
370	478022.89	5368054.50	358.00	0	500	88.7	88.7	0.0	0.0	76.8	3.8	2.2	0.0	0.0	6.0	0.0	-0.0	-0.1	-0.1
371	477416.74	5368463.78	348.01	0	500	84.7	84.7	0.0	0.0	72.7	2.3	2.2	0.0	0.0	17.1	0.0	-0.0	-9.7	-9.7
372	478966.81	5367601.75	332.88	0	500	92.4	92.4	0.0	0.0	80.5	5.7	2.2	0.0	0.0	4.8	0.0	-0.0	-0.8	-0.8
373	479180.10	5367540.08	326.35	0	500	93.0	93.0	0.0	0.0	81.1	6.1	2.2	0.0	0.0	4.8	0.0	-0.0	-1.2	-1.2
374	477468.48	5368428.85	350.58	0	500	85.1	85.1	0.0	0.0	73.2	2.5	2.2	0.0	0.0	12.6	0.0	-0.0	-5.4	-5.4
375	479425.01	5367469.27	330.02	0	500	93.6	93.6	0.0	0.0	81.7	6.6	2.2	0.0	0.0	4.8	0.0	-0.0	-1.7	-1.7
376	478613.24	5367703.98	339.41	0	500	91.3	91.3	0.0	0.0	79.4	5.1	2.2	0.0	0.0	5.1	0.0	-0.0	-0.5	-0.5
377	481418.14	5367548.43	314.00	0	500	97.1	97.1	0.0	0.0	85.3	10.0	2.2	0.0	0.0	4.8	0.0	-0.0	-5.2	-5.2
378	477673.21	5368290.61	368.09	0	500	86.5	86.5	0.0	0.0	74.7	2.9	2.2	0.0	0.0	4.9	0.0	-0.0	1.8	1.8
379	478765.74	5367659.89	335.46	0	500	91.6	91.6	0.0	0.0	79.9	5.3	2.2	0.0	0.0	4.9	0.0	-0.0	-0.7	-0.7
380	477698.10	5368273.80	368.47	0	500	86.6	86.6	0.0	0.0	74.8	3.0	2.2	0.0	0.0	4.8	0.0	-0.0	1.7	1.7
381	478836.53	5367639.42	335.43	0	500	91.8	91.8	0.0	0.0	80.1	5.5	2.2	0.0	0.0	4.9	0.0	-0.0	-0.9	-0.9
382	479165.45	5367544.31	326.13	0	500	92.7	92.7	0.0	0.0	81.0	6.1	2.2	0.0	0.0	4.8	0.0	-0.0	-1.4	-1.4
383	477886.87	5368146.34	359.04	0	500	87.7	87.7	0.0	0.0	76.0	3.4	2.2	0.0	0.0	7.9	0.0	-0.0	-1.9	-1.9
384	480366.17	5367197.14	325.72	0	500	95.5	95.5	0.0	0.0	83.8	8.4	2.2	0.0	0.0	4.8	0.0	-0.0	-3.8	-3.8
385	479583.39	5367423.47	326.00	0	500	93.8	93.8	0.0	0.0	82.1	6.9	2.2	0.0	0.0	4.8	0.0	-0.0	-2.3	-2.3
386	479417.15	5367471.54	330.12	0	500	93.3	93.3	0.0	0.0	81.7	6.6	2.2	0.0	0.0	4.8	0.0	-0.0	-1.9	-1.9
387	478829.92	5367641.33	335.41	0	500	91.7	91.7	0.0	0.0	80.1	5.5	2.2	0.0	0.0	4.9	0.0	-0.0	-0.9	-0.9
388	477889.45	5368144.60	358.86	0	500	87.7	87.7	0.0	0.0	76.0	3.4	2.2	0.0	0.0	7.9	0.0	-0.0	-1.9	-1.9
389	477914.40	5368127.75	358.00	0	500	87.8	87.8	0.0	0.0	76.2	3.5	2.2	0.0	0.0	7.5	0.0	-0.0	-1.6	-1.6
390	478619.20	5367702.26	339.39	0	500	91.0	91.0	0.0	0.0	79.4	5.1	2.2	0.0	0.0	5.1	0.0	-0.0	-0.8	-0.8
391	478867.36	5367630.50	334.58	0	500	91.8	91.8	0.0	0.0	80.2	5.5	2.2	0.0	0.0	4.9	0.0	-0.0	-1.1	-1.1
392	477287.88	5368539.06	342.00	0	500	83.2	83.2	0.0	0.0	71.6	2.1	2.2	0.0	0.0	27.2	0.0	-0.0	-19.9	-19.9
393	478465.45	5367755.68	341.16	0	500	90.5	90.5	0.0	0.0	78.9	4.8	2.2	0.0	0.0	14.0	0.0	-0.0	-9.4	-9.4
394	479795.28	5367362.21	324.00	0	500	94.2	94.2	0.0	0.0	82.6	7.3	2.2	0.0	0.0	4.8	0.0	-0.0	-2.8	-2.8
395	477882.45	5368149.33	359.43	0	500	87.6	87.6	0.0	0.0	76.0	3.4	2.2	0.0	0.0	7.2	0.0	-0.0	-1.3	-1.3
396	477717.07	5368260.99	367.49	0	500	86.5	86.5	0.0	0.0	75.0	3.0	2.2	0.0	0.0	4.8	0.0	-0.0	1.4	1.4
397	479315.20	5367501.02	330.00	0	500	93.0	93.0	0.0	0.0	81.4	6.4	2.2	0.0	0.0	4.8	0.0	-0.0	-1.9	-1.9
398	478473.36	5367750.34	341.00	0	500	90.5	90.5	0.0	0.0	78.9	4.8	2.2	0.0	0.0	7.3	0.0	-0.0	-2.7	-2.7
399	477871.87	5368156.47	360.00	0	500	87.5	87.5	0.0	0.0	75.9	3.4	2.2	0.0	0.0	7.3	0.0	-0.0	-1.4	-1.4
400	478778.48	5367656.20	335.30	0	500	91.4	91.4	0.0	0.0	79.9	5.4	2.2	0.0	0.0	4.9	0.0	-0.0	-1.0	-1.0
401	477661.35	5368298.62	366.13	0	500	86.1	86.1	0.0	0.0	74.6	2.9	2.2	0.0	0.0	4.9	0.0	-0.0	1.4	1.4

Line Source, ISO 9613, Name: "HaulTruck2", ID: "Yr3_HaulTruck2"																				
Nr.	X (m)	Y (m)	Z (m)	Refl.	Freq. (Hz)	LxT dB(A)	LxN dB(A)	K0 (dB)	Dc (dB)	Adiv (dB)	Aatm (dB)	Agr (dB)	Afol (dB)	Ahous (dB)	Abar (dB)	Cmet (dB)	RL (dB)	LrT dB(A)	LrN dB(A)	
402	481008.35	5367431.97	320.78	0	500	96.2	96.2	0.0	0.0	84.7	9.4	2.2	0.0	0.0	4.8	0.0	-0.0	-4.9	-4.9	
403	479662.29	5367400.66	326.00	0	500	93.7	93.7	0.0	0.0	82.3	7.1	2.2	0.0	0.0	4.8	0.0	-0.0	-2.6	-2.6	
404	479094.59	5367564.80	327.74	0	500	92.2	92.2	0.0	0.0	80.8	6.0	2.2	0.0	0.0	4.8	0.0	-0.0	-1.6	-1.6	
405	477552.65	5368372.01	361.71	0	500	85.2	85.2	0.0	0.0	73.8	2.7	2.2	0.0	0.0	6.3	0.0	-0.0	0.3	0.3	
406	478213.02	5367926.12	347.78	0	500	89.1	89.1	0.0	0.0	77.8	4.2	2.2	0.0	0.0	16.4	0.0	-0.0	-11.5	-11.5	
407	477795.41	5368208.10	362.76	0	500	86.9	86.9	0.0	0.0	75.5	3.2	2.2	0.0	0.0	10.1	0.0	-0.0	-4.1	-4.1	
408	478990.13	5367595.01	332.00	0	500	91.9	91.9	0.0	0.0	80.5	5.8	2.2	0.0	0.0	4.8	0.0	-0.0	-1.4	-1.4	
409	480738.04	5367231.91	327.26	0	500	95.8	95.8	0.0	0.0	84.4	9.1	2.2	0.0	0.0	4.8	0.0	-0.0	-4.7	-4.7	
410	477498.90	5368408.31	352.00	0	500	84.8	84.8	0.0	0.0	73.4	2.5	2.2	0.0	0.0	10.6	0.0	-0.0	-3.9	-3.9	
411	479117.96	5367558.05	324.47	0	500	92.3	92.3	0.0	0.0	80.9	6.0	2.2	0.0	0.0	14.6	0.0	-0.0	-11.5	-11.5	
412	480250.98	5367230.45	323.56	0	500	94.9	94.9	0.0	0.0	83.6	8.2	2.2	0.0	0.0	4.8	0.0	-0.0	-3.9	-3.9	
413	478871.65	5367629.26	334.18	0	500	91.5	91.5	0.0	0.0	80.2	5.5	2.2	0.0	0.0	4.9	0.0	-0.0	-1.3	-1.3	
414	477904.30	5368134.57	358.00	0	500	87.4	87.4	0.0	0.0	76.1	3.5	2.2	0.0	0.0	7.7	0.0	-0.0	-2.1	-2.1	
415	480558.17	5367141.63	326.00	0	500	95.5	95.5	0.0	0.0	84.2	8.8	2.2	0.0	0.0	4.8	0.0	-0.0	-4.5	-4.5	
416	477461.36	5368433.66	350.23	0	500	84.4	84.4	0.0	0.0	73.1	2.5	2.2	0.0	0.0	13.1	0.0	-0.0	-6.4	-6.4	
417	480533.59	5367148.73	326.37	0	500	95.4	95.4	0.0	0.0	84.2	8.8	2.2	0.0	0.0	4.8	0.0	-0.0	-4.5	-4.5	
418	479403.14	5367475.59	330.18	0	500	92.9	92.9	0.0	0.0	81.6	6.6	2.2	0.0	0.0	4.8	0.0	-0.0	-2.3	-2.3	
419	477982.68	5368081.65	356.52	0	500	87.8	87.8	0.0	0.0	76.6	3.7	2.2	0.0	0.0	6.6	0.0	-0.0	-1.2	-1.2	
420	478495.46	5367738.03	340.79	0	500	90.3	90.3	0.0	0.0	79.0	4.8	2.2	0.0	0.0	7.2	0.0	-0.0	-3.0	-3.0	
421	477289.86	5368539.02	342.00	0	500	82.9	82.9	0.0	0.0	71.6	2.1	2.2	0.0	0.0	27.1	0.0	-0.0	-20.2	-20.2	
422	481374.26	5367537.27	314.00	0	500	96.5	96.5	0.0	0.0	85.3	10.0	2.2	0.0	0.0	4.8	0.0	-0.0	-5.7	-5.7	
423	478544.76	5367723.78	339.11	0	500	90.4	90.4	0.0	0.0	79.2	4.9	2.2	0.0	0.0	6.8	0.0	-0.0	-2.8	-2.8	
424	479285.21	5367509.69	328.00	0	500	92.6	92.6	0.0	0.0	81.3	6.3	2.2	0.0	0.0	4.8	0.0	-0.0	-2.1	-2.1	
425	480620.83	5367137.88	326.20	0	500	95.5	95.5	0.0	0.0	84.3	8.9	2.2	0.0	0.0	4.8	0.0	-0.0	-4.7	-4.7	
426	479154.50	5367547.48	325.26	0	500	92.2	92.2	0.0	0.0	81.0	6.1	2.2	0.0	0.0	10.5	0.0	-0.0	-7.5	-7.5	
427	479196.51	5367535.34	326.65	0	500	92.3	92.3	0.0	0.0	81.1	6.2	2.2	0.0	0.0	4.8	0.0	-0.0	-2.0	-2.0	
428	478076.47	5368018.32	357.20	0	500	88.3	88.3	0.0	0.0	77.1	3.9	2.2	0.0	0.0	5.7	0.0	-0.0	-0.6	-0.6	
429	478340.73	5367839.89	342.00	0	500	89.5	89.5	0.0	0.0	78.3	4.5	2.2	0.0	0.0	10.3	0.0	-0.0	-5.8	-5.8	
430	478391.98	5367805.29	345.81	0	500	89.7	89.7	0.0	0.0	78.6	4.6	2.2	0.0	0.0	5.1	0.0	-0.0	-0.7	-0.7	
431	478329.28	5367847.62	342.00	0	500	89.4	89.4	0.0	0.0	78.3	4.5	2.2	0.0	0.0	10.7	0.0	-0.0	-6.3	-6.3	
432	477691.11	5368278.52	368.58	0	500	85.9	85.9	0.0	0.0	74.8	3.0	2.2	0.0	0.0	4.8	0.0	-0.0	1.1	1.1	
433	478943.45	5367608.50	333.05	0	500	91.5	91.5	0.0	0.0	80.4	5.7	2.2	0.0	0.0	4.8	0.0	-0.0	-1.6	-1.6	
434	478788.74	5367653.24	335.09	0	500	91.0	91.0	0.0	0.0	79.9	5.4	2.2	0.0	0.0	4.9	0.0	-0.0	-1.4	-1.4	
435	479989.39	5367306.08	322.00	0	500	94.1	94.1	0.0	0.0	83.0	7.7	2.2	0.0	0.0	4.8	0.0	-0.0	-3.6	-3.6	
436	479741.45	5367377.77	326.00	0	500	93.5	93.5	0.0	0.0	82.5	7.2	2.2	0.0	0.0	4.8	0.0	-0.0	-3.2	-3.2	
437	477888.17	5368145.47	358.97	0	500	87.1	87.1	0.0	0.0	76.0	3.4	2.2	0.0	0.0	7.9	0.0	-0.0	-2.5	-2.5	
438	481317.54	5367522.86	314.73	0	500	96.2	96.2	0.0	0.0	85.2	9.9	2.2	0.0	0.0	4.8	0.0	-0.0	-5.8	-5.8	
439	478661.82	5367689.93	338.15	0	500	90.6	90.6	0.0	0.0	79.5	5.1	2.2	0.0	0.0	5.1	0.0	-0.0	-1.4	-1.4	
440	478233.39	5367912.37	344.00	0	500	88.9	88.9	0.0	0.0	77.8	4.2	2.2	0.0	0.0	15.8	0.0	-0.0	-11.2	-11.2	
441	479996.35	5367304.07	322.00	0	500	94.0	94.0	0.0	0.0	83.0	7.7	2.2	0.0	0.0	4.8	0.0	-0.0	-3.7	-3.7	
442	477781.28	5368217.64	363.28	0	500	86.4	86.4	0.0	0.0	75.4	3.2	2.2	0.0	0.0	8.6	0.0	-0.0	-3.1	-3.1	
443	478120.28	5367988.74	355.41	0	500	88.3	88.3	0.0	0.0	77.3	4.0	2.2	0.0	0.0	5.5	0.0	-0.0	-0.7	-0.7	
444	480748.20	5367247.82	326.44	0	500	95.4	95.4	0.0	0.0	84.4	9.1	2.2	0.0	0.0	4.8	0.0	-0.0	-5.1	-5.1	
445	480649.52	5367147.95	326.46	0	500	95.3	95.3	0.0	0.0	84.3	9.0	2.2	0.0	0.0	4.8	0.0	-0.0	-5.0	-5.0	
446	479728.88	5367381.41	326.00	0	500	93.4	93.4	0.0	0.0	82.4	7.2	2.2	0.0	0.0	4.8	0.0	-0.0	-3.2	-3.2	
447	479431.40	5367467.42	329.96	0	500	92.6	92.6	0.0	0.0	81.7	6.6	2.2	0.0	0.0	4.8	0.0	-0.0	-2.7	-2.7	
448	478031.00	5368049.03	358.00	0	500	87.8	87.8	0.0	0.0	76.8	3.8	2.2	0.0	0.0	6.0	0.0	-0.0	-1.0	-1.0	
449	479280.25	5367511.12	328.00	0	500	92.3	92.3	0.0	0.0	81.3	6.3	2.2	0.0	0.0	4.8	0.0	-0.0	-2.4	-2.4	
450	477571.49	5368359.29	362.26	0	500	84.9	84.9	0.0	0.0	74.0	2.7	2.2	0.0	0.0	5.8	0.0	-0.0	0.2	0.2	
451	478241.61	5367906.82	341.86	0	500	88.8	88.8	0.0	0.0	77.9	4.3	2.2	0.0	0.0	16.4	0.0	-0.0	-12.0	-12.0	
452	477761.01	5368231.32	364.00	0	500	86.2	86.2	0.0	0.0	75.3	3.1	2.2	0.0	0.0	9.5	0.0	-0.0	-4.0	-4.0	
453	477958.81	5368097.77	356.00	0	500	87.3	87.3	0.0	0.0	76.4	3.6	2.2	0.0	0.0	8.7	0.0	-0.0	-3.6	-3.6	
454	480983.79	5367415.59	322.00	0	500	95.6	95.6	0.0	0.0	84.7	9.3	2.2	0.0	0.0	4.8	0.0	-0.0	-5.4	-5.4	
455	479393.75	5367478.30	330.20	0	500	92.5	92.5	0.0	0.0	81.6	6.5	2.2	0.0	0.0	4.8	0.0	-0.0	-2.7	-2.7	
456	478483.97	5367743.17	341.04	0	500	89.7	89.7	0.0	0.0	79.0	4.8	2.2	0.0	0.0	7.1	0.0	-0.0	-3.3	-3.3	
457	478863.64	5367631.58	335.04	0	500	90.9	90.9	0.0	0.0	80.2	5.5	2.2	0.0	0.0	4.9	0.0	-0.0	-1.9	-1.9	
458	478211.15	5367927.38	348.00	0	500	88.5	88.5	0.0	0.0	77.7	4.2	2.2	0.0	0.0	16.6	0.0	-0.0	-12.2	-12.2	
459	478478.95	5367746.56	341.04	0	500	89.7	89.7	0.0	0.0	78.9	4.8	2.2	0.0	0.0	7.1	0.0	-0.0	-3.4	-3.4	
460	478452.93	5367764.13	341.66	0	500	89.6	89.6	0.0	0.0	78.8	4.8	2.2	0.0	0.0	14.7	0.0	-0.0	-11.0	-11.0	
461	477555.48	5368370.10	361.80	0	500	84.6	84.6	0.0	0.0	73.8	2.7	2.2	0.0	0.0	6.2	0.0	-0.0	-0.3	-0.3	

Line Source, ISO 9613, Name: "HaulTruck2", ID: "Yr3_HaulTruck2"																			
Nr.	X (m)	Y (m)	Z (m)	Refl.	Freq. (Hz)	LxT dB(A)	LxN dB(A)	K0 (dB)	Dc (dB)	Adiv (dB)	Aatm (dB)	Agr (dB)	Afol (dB)	Ahous (dB)	Abar (dB)	Cmet (dB)	RL (dB)	LrT dB(A)	LrN dB(A)
462	478684.22	5367683.46	336.00	0	500	90.3	90.3	0.0	0.0	79.6	5.2	2.2	0.0	0.0	5.0	0.0	-0.0	-1.8	-1.8
463	478562.86	5367718.55	338.33	0	500	89.9	89.9	0.0	0.0	79.2	5.0	2.2	0.0	0.0	6.7	0.0	-0.0	-3.2	-3.2
464	479259.95	5367516.99	327.50	0	500	92.0	92.0	0.0	0.0	81.3	6.3	2.2	0.0	0.0	4.8	0.0	-0.0	-2.6	-2.6
465	478519.35	5367731.13	339.76	0	500	89.8	89.8	0.0	0.0	79.1	4.9	2.2	0.0	0.0	6.9	0.0	-0.0	-3.3	-3.3
466	478687.15	5367682.61	336.00	0	500	90.3	90.3	0.0	0.0	79.6	5.2	2.2	0.0	0.0	5.0	0.0	-0.0	-1.8	-1.8
467	477265.58	5368539.49	343.42	0	500	82.1	82.1	0.0	0.0	71.5	2.0	2.2	0.0	0.0	28.0	0.0	-0.0	-21.6	-21.6
468	478795.87	5367651.17	334.96	0	500	90.6	90.6	0.0	0.0	80.0	5.4	2.2	0.0	0.0	4.9	0.0	-0.0	-1.9	-1.9
469	480832.97	5367315.04	324.65	0	500	95.1	95.1	0.0	0.0	84.5	9.1	2.2	0.0	0.0	4.8	0.0	-0.0	-5.5	-5.5
470	477491.23	5368413.49	352.00	0	500	83.9	83.9	0.0	0.0	73.3	2.5	2.2	0.0	0.0	10.8	0.0	-0.0	-5.0	-5.0
471	479108.36	5367560.82	326.17	0	500	91.5	91.5	0.0	0.0	80.9	6.0	2.2	0.0	0.0	12.3	0.0	-0.0	-9.9	-9.9
472	479186.23	5367538.31	326.39	0	500	91.7	91.7	0.0	0.0	81.1	6.1	2.2	0.0	0.0	4.8	0.0	-0.0	-2.6	-2.6
473	478044.66	5368039.80	358.00	0	500	87.4	87.4	0.0	0.0	76.9	3.8	2.2	0.0	0.0	5.9	0.0	-0.0	-1.4	-1.4
474	477594.24	5368343.93	364.00	0	500	84.6	84.6	0.0	0.0	74.1	2.8	2.2	0.0	0.0	5.3	0.0	-0.0	0.2	0.2
475	478986.30	5367596.11	332.00	0	500	91.0	91.0	0.0	0.0	80.5	5.8	2.2	0.0	0.0	4.8	0.0	-0.0	-2.3	-2.3
476	478539.01	5367725.44	339.38	0	500	89.6	89.6	0.0	0.0	79.1	4.9	2.2	0.0	0.0	6.8	0.0	-0.0	-3.6	-3.6
477	481548.88	5367584.00	316.83	0	500	95.9	95.9	0.0	0.0	85.5	10.2	2.2	0.0	0.0	4.8	0.0	-0.0	-6.8	-6.8
478	477960.02	5368096.95	356.00	0	500	86.8	86.8	0.0	0.0	76.4	3.6	2.2	0.0	0.0	8.7	0.0	-0.0	-4.1	-4.1
479	477706.12	5368268.39	368.00	0	500	85.3	85.3	0.0	0.0	74.9	3.0	2.2	0.0	0.0	4.8	0.0	-0.0	0.3	0.3
480	477718.00	5368260.36	367.44	0	500	85.4	85.4	0.0	0.0	75.0	3.0	2.2	0.0	0.0	4.8	0.0	-0.0	0.3	0.3
481	477714.17	5368262.95	367.58	0	500	85.3	85.3	0.0	0.0	75.0	3.0	2.2	0.0	0.0	4.8	0.0	-0.0	0.3	0.3
482	479720.67	5367383.78	326.00	0	500	92.8	92.8	0.0	0.0	82.4	7.2	2.2	0.0	0.0	4.8	0.0	-0.0	-3.8	-3.8
483	477292.28	5368538.98	342.00	0	500	82.0	82.0	0.0	0.0	71.7	2.1	2.2	0.0	0.0	27.0	0.0	-0.0	-20.9	-20.9
484	479363.39	5367487.08	331.07	0	500	91.9	91.9	0.0	0.0	81.5	6.5	2.2	0.0	0.0	4.8	0.0	-0.0	-3.1	-3.1
485	477699.02	5368273.18	368.42	0	500	85.2	85.2	0.0	0.0	74.8	3.0	2.2	0.0	0.0	4.8	0.0	-0.0	0.2	0.2
486	478962.84	5367602.90	332.70	0	500	90.8	90.8	0.0	0.0	80.5	5.7	2.2	0.0	0.0	4.8	0.0	-0.0	-2.4	-2.4
487	479140.99	5367551.39	323.89	0	500	91.2	91.2	0.0	0.0	81.0	6.1	2.2	0.0	0.0	13.4	0.0	-0.0	-11.3	-11.3
488	477456.07	5368437.23	350.00	0	500	83.3	83.3	0.0	0.0	73.1	2.4	2.2	0.0	0.0	13.4	0.0	-0.0	-7.8	-7.8
489	477506.86	5368402.93	352.09	0	500	83.8	83.8	0.0	0.0	73.5	2.6	2.2	0.0	0.0	10.3	0.0	-0.0	-4.8	-4.8
490	477572.16	5368358.84	362.32	0	500	84.2	84.2	0.0	0.0	74.0	2.7	2.2	0.0	0.0	5.8	0.0	-0.0	-0.5	-0.5
491	477543.12	5368378.45	360.41	0	500	84.0	84.0	0.0	0.0	73.8	2.6	2.2	0.0	0.0	6.7	0.0	-0.0	-1.3	-1.3
492	479372.96	5367484.31	330.53	0	500	91.8	91.8	0.0	0.0	81.6	6.5	2.2	0.0	0.0	4.8	0.0	-0.0	-3.3	-3.3
493	477561.51	5368366.03	361.77	0	500	84.1	84.1	0.0	0.0	73.9	2.7	2.2	0.0	0.0	6.1	0.0	-0.0	-0.8	-0.8
494	478456.48	5367761.74	341.34	0	500	89.1	89.1	0.0	0.0	78.8	4.8	2.2	0.0	0.0	14.5	0.0	-0.0	-11.3	-11.3
495	477536.84	5368382.69	359.91	0	500	83.9	83.9	0.0	0.0	73.7	2.6	2.2	0.0	0.0	6.9	0.0	-0.0	-1.6	-1.6
496	477519.28	5368394.54	356.15	0	500	83.8	83.8	0.0	0.0	73.6	2.6	2.2	0.0	0.0	8.4	0.0	-0.0	-3.0	-3.0
497	478209.49	5367928.50	348.11	0	500	87.9	87.9	0.0	0.0	77.7	4.2	2.2	0.0	0.0	16.8	0.0	-0.0	-13.0	-13.0
498	480222.16	5367238.78	323.28	0	500	93.7	93.7	0.0	0.0	83.5	8.2	2.2	0.0	0.0	4.8	0.0	-0.0	-5.0	-5.0
499	477513.49	5368398.45	354.08	0	500	83.7	83.7	0.0	0.0	73.5	2.6	2.2	0.0	0.0	9.3	0.0	-0.0	-4.0	-4.0
500	478996.89	5367593.05	332.00	0	500	90.7	90.7	0.0	0.0	80.5	5.8	2.2	0.0	0.0	4.8	0.0	-0.0	-2.6	-2.6
501	478701.83	5367678.36	335.11	0	500	89.8	89.8	0.0	0.0	79.7	5.2	2.2	0.0	0.0	5.0	0.0	-0.0	-2.3	-2.3
502	481463.34	5367559.92	316.00	0	500	95.5	95.5	0.0	0.0	85.4	10.1	2.2	0.0	0.0	4.8	0.0	-0.0	-7.0	-7.0
503	478189.40	5367942.07	352.00	0	500	87.8	87.8	0.0	0.0	77.6	4.1	2.2	0.0	0.0	11.6	0.0	-0.0	-7.8	-7.8
504	477942.93	5368108.49	356.37	0	500	86.5	86.5	0.0	0.0	76.3	3.6	2.2	0.0	0.0	9.1	0.0	-0.0	-4.8	-4.8
505	480610.76	5367134.35	326.07	0	500	94.4	94.4	0.0	0.0	84.3	8.9	2.2	0.0	0.0	4.8	0.0	-0.0	-5.8	-5.8
506	478002.85	5368068.03	357.46	0	500	86.8	86.8	0.0	0.0	76.7	3.7	2.2	0.0	0.0	6.3	0.0	-0.0	-2.1	-2.1
507	478746.89	5367665.34	335.75	0	500	89.9	89.9	0.0	0.0	79.8	5.3	2.2	0.0	0.0	4.9	0.0	-0.0	-2.4	-2.4
508	477743.97	5368242.83	365.88	0	500	85.2	85.2	0.0	0.0	75.1	3.1	2.2	0.0	0.0	4.8	0.0	-0.0	-0.1	-0.1
509	477568.44	5368361.35	362.03	0	500	84.0	84.0	0.0	0.0	73.9	2.7	2.2	0.0	0.0	5.9	0.0	-0.0	-0.8	-0.8
510	478048.16	5368037.44	358.00	0	500	87.0	87.0	0.0	0.0	76.9	3.8	2.2	0.0	0.0	5.8	0.0	-0.0	-1.8	-1.8
511	477567.85	5368361.75	362.00	0	500	84.0	84.0	0.0	0.0	73.9	2.7	2.2	0.0	0.0	6.0	0.0	-0.0	-0.8	-0.8
512	480157.27	5367257.54	322.00	0	500	93.4	93.4	0.0	0.0	83.4	8.0	2.2	0.0	0.0	4.8	0.0	-0.0	-5.0	-5.0
513	477983.94	5368080.80	356.58	0	500	86.6	86.6	0.0	0.0	76.6	3.7	2.2	0.0	0.0	6.6	0.0	-0.0	-2.4	-2.4
514	477961.43	5368096.00	356.00	0	500	86.5	86.5	0.0	0.0	76.5	3.6	2.2	0.0	0.0	8.6	0.0	-0.0	-4.4	-4.4
515	480032.26	5367293.69	322.00	0	500	93.1	93.1	0.0	0.0	83.1	7.8	2.2	0.0	0.0	4.8	0.0	-0.0	-4.8	-4.8
516	478552.31	5367721.60	338.61	0	500	89.2	89.2	0.0	0.0	79.2	5.0	2.2	0.0	0.0	6.8	0.0	-0.0	-4.0	-4.0
517	478436.71	5367775.08	342.00	0	500	88.7	88.7	0.0	0.0	78.8	4.7	2.2	0.0	0.0	15.9	0.0	-0.0	-12.9	-12.9
518	479455.46	5367460.46	328.17	0	500	91.7	91.7	0.0	0.0	81.8	6.7	2.2	0.0	0.0	4.8	0.0	-0.0	-3.7	-3.7
519	478724.30	5367671.87	335.45	0	500	89.7	89.7	0.0	0.0	79.7	5.3	2.2	0.0	0.0	5.0	0.0	-0.0	-2.5	-2.5
520	478802.78	5367649.18	334.98	0	500	89.9	89.9	0.0	0.0	80.0	5.4	2.2	0.0	0.0	4.9	0.0	-0.0	-2.6	-2.6
521	479202.69	5367533.55	326.90	0	500	91.1	91.1	0.0	0.0	81.1	6.2	2.2	0.0	0.0	4.8	0.0	-0.0	-3.3	-3.3

Line Source, ISO 9613, Name: "HaulTruck2", ID: "Yr3_HaulTruck2"																			
Nr.	X (m)	Y (m)	Z (m)	Refl.	Freq. (Hz)	LxT dB(A)	LxN dB(A)	K0 (dB)	Dc (dB)	Adiv (dB)	Aatm (dB)	Agr (dB)	Afol (dB)	Ahous (dB)	Abar (dB)	Cmet (dB)	RL (dB)	LrT dB(A)	LrN dB(A)
522	478550.08	5367722.24	338.68	0	500	89.1	89.1	0.0	0.0	79.2	10.2	2.2	0.0	0.0	6.8	0.0	-0.0	-4.1	-4.1
523	481499.71	5367569.16	316.52	0	500	95.3	95.3	0.0	0.0	85.4	10.2	2.2	0.0	0.0	4.8	0.0	-0.0	-7.2	-7.2
524	478559.79	5367719.43	338.00	0	500	89.1	89.1	0.0	0.0	79.2	5.0	2.2	0.0	0.0	6.8	0.0	-0.0	-4.1	-4.1
525	478632.30	5367698.47	339.49	0	500	89.3	89.3	0.0	0.0	79.5	5.1	2.2	0.0	0.0	5.1	0.0	-0.0	-2.5	-2.5
526	479085.45	5367567.45	328.25	0	500	90.7	90.7	0.0	0.0	80.8	6.0	2.2	0.0	0.0	4.8	0.0	-0.0	-3.1	-3.1
527	478727.24	5367671.02	335.55	0	500	89.6	89.6	0.0	0.0	79.8	5.3	2.2	0.0	0.0	5.0	0.0	-0.0	-2.6	-2.6
528	479256.05	5367518.12	327.42	0	500	91.1	91.1	0.0	0.0	81.3	6.3	2.2	0.0	0.0	4.8	0.0	-0.0	-3.4	-3.4
529	477518.80	5368394.87	355.89	0	500	83.4	83.4	0.0	0.0	73.6	2.6	2.2	0.0	0.0	8.5	0.0	-0.0	-3.5	-3.5
530	479206.13	5367532.55	327.00	0	500	91.0	91.0	0.0	0.0	81.1	6.2	2.2	0.0	0.0	4.8	0.0	-0.0	-3.3	-3.3
531	481447.52	5367555.90	315.42	0	500	95.2	95.2	0.0	0.0	85.4	10.1	2.2	0.0	0.0	4.8	0.0	-0.0	-7.2	-7.2
532	478243.18	5367905.76	341.61	0	500	87.7	87.7	0.0	0.0	77.9	4.3	2.2	0.0	0.0	16.4	0.0	-0.0	-13.1	-13.1
533	478434.71	5367776.43	342.00	0	500	88.6	88.6	0.0	0.0	78.8	4.7	2.2	0.0	0.0	16.1	0.0	-0.0	-13.2	-13.2
534	481387.06	5367540.53	314.00	0	500	95.1	95.1	0.0	0.0	85.3	10.0	2.2	0.0	0.0	4.8	0.0	-0.0	-7.2	-7.2
535	478203.10	5367932.82	349.48	0	500	87.5	87.5	0.0	0.0	77.7	4.2	2.2	0.0	0.0	11.4	0.0	-0.0	-8.0	-8.0
536	478503.01	5367735.85	340.61	0	500	88.8	88.8	0.0	0.0	79.0	4.9	2.2	0.0	0.0	6.8	0.0	-0.0	-4.1	-4.1
537	478734.68	5367668.87	335.61	0	500	89.5	89.5	0.0	0.0	79.8	5.3	2.2	0.0	0.0	5.0	0.0	-0.0	-2.7	-2.7
538	478798.71	5367650.35	334.98	0	500	89.7	89.7	0.0	0.0	80.0	5.4	2.2	0.0	0.0	4.9	0.0	-0.0	-2.8	-2.8
539	478186.91	5367943.75	352.00	0	500	87.3	87.3	0.0	0.0	77.6	4.1	2.2	0.0	0.0	11.7	0.0	-0.0	-8.4	-8.4
540	477744.71	5368242.33	365.80	0	500	84.8	84.8	0.0	0.0	75.1	3.1	2.2	0.0	0.0	4.8	0.0	-0.0	-0.5	-0.5
541	478458.26	5367760.53	341.20	0	500	88.5	88.5	0.0	0.0	78.8	4.8	2.2	0.0	0.0	14.4	0.0	-0.0	-11.7	-11.7
542	478337.55	5367842.04	342.00	0	500	88.0	88.0	0.0	0.0	78.3	4.5	2.2	0.0	0.0	10.4	0.0	-0.0	-7.5	-7.5
543	478468.21	5367753.82	341.20	0	500	88.5	88.5	0.0	0.0	78.9	4.8	2.2	0.0	0.0	7.3	0.0	-0.0	-4.7	-4.7
544	477344.54	5368512.53	342.00	0	500	81.7	81.7	0.0	0.0	72.1	2.2	2.2	0.0	0.0	23.3	0.0	-0.0	-18.1	-18.1
545	478751.22	5367664.08	335.89	0	500	89.5	89.5	0.0	0.0	79.8	5.3	2.2	0.0	0.0	4.9	0.0	-0.0	-2.8	-2.8
546	481165.28	5367484.16	318.00	0	500	94.6	94.6	0.0	0.0	85.0	9.6	2.2	0.0	0.0	4.8	0.0	-0.0	-7.0	-7.0
547	477910.09	5368130.66	358.00	0	500	85.8	85.8	0.0	0.0	76.2	3.5	2.2	0.0	0.0	7.6	0.0	-0.0	-3.7	-3.7
548	477419.42	5368461.97	348.00	0	500	82.4	82.4	0.0	0.0	72.8	2.4	2.2	0.0	0.0	16.9	0.0	-0.0	-11.9	-11.9
549	478237.83	5367909.37	343.21	0	500	87.5	87.5	0.0	0.0	77.9	4.3	2.2	0.0	0.0	15.7	0.0	-0.0	-12.5	-12.5
550	481298.86	5367518.11	316.30	0	500	94.7	94.7	0.0	0.0	85.1	9.8	2.2	0.0	0.0	4.8	0.0	-0.0	-7.2	-7.2
551	477657.31	5368301.34	365.33	0	500	84.2	84.2	0.0	0.0	74.6	2.9	2.2	0.0	0.0	5.0	0.0	-0.0	-0.5	-0.5
552	479398.66	5367476.88	330.14	0	500	91.2	91.2	0.0	0.0	81.6	6.6	2.2	0.0	0.0	4.8	0.0	-0.0	-4.0	-4.0
553	477675.17	5368289.29	368.33	0	500	84.3	84.3	0.0	0.0	74.7	2.9	2.2	0.0	0.0	4.9	0.0	-0.0	-0.5	-0.5
554	478858.95	5367632.93	335.54	0	500	89.7	89.7	0.0	0.0	80.1	5.5	2.2	0.0	0.0	4.9	0.0	-0.0	-3.1	-3.1
555	480725.76	5367212.72	327.27	0	500	94.0	94.0	0.0	0.0	84.4	9.0	2.2	0.0	0.0	4.8	0.0	-0.0	-6.5	-6.5
556	478755.19	5367662.94	335.90	0	500	89.4	89.4	0.0	0.0	79.8	5.3	2.2	0.0	0.0	4.9	0.0	-0.0	-2.9	-2.9
557	481246.48	5367504.80	318.00	0	500	94.6	94.6	0.0	0.0	85.1	9.7	2.2	0.0	0.0	4.8	0.0	-0.0	-7.2	-7.2
558	480243.58	5367232.59	324.00	0	500	93.1	93.1	0.0	0.0	83.6	8.2	2.2	0.0	0.0	4.8	0.0	-0.0	-5.6	-5.6
559	478640.14	5367696.20	339.32	0	500	89.0	89.0	0.0	0.0	79.5	5.1	2.2	0.0	0.0	5.1	0.0	-0.0	-2.9	-2.9
560	477810.78	5368197.72	362.00	0	500	85.1	85.1	0.0	0.0	75.6	3.3	2.2	0.0	0.0	9.1	0.0	-0.0	-5.0	-5.0
561	478047.06	5368038.18	358.00	0	500	86.4	86.4	0.0	0.0	76.9	3.8	2.2	0.0	0.0	5.9	0.0	-0.0	-2.4	-2.4
562	479761.92	5367371.85	326.00	0	500	92.0	92.0	0.0	0.0	82.5	7.3	2.2	0.0	0.0	4.8	0.0	-0.0	-4.7	-4.7
563	479359.58	5367488.18	331.35	0	500	91.0	91.0	0.0	0.0	81.5	6.5	2.2	0.0	0.0	4.8	0.0	-0.0	-4.0	-4.0
564	480818.78	5367305.58	326.00	0	500	94.0	94.0	0.0	0.0	84.5	9.1	2.2	0.0	0.0	4.8	0.0	-0.0	-6.7	-6.7
565	477593.63	5368344.34	364.00	0	500	83.6	83.6	0.0	0.0	74.1	2.8	2.2	0.0	0.0	5.3	0.0	-0.0	-0.8	-0.8
566	479494.41	5367449.20	328.00	0	500	91.3	91.3	0.0	0.0	81.9	6.7	2.2	0.0	0.0	4.8	0.0	-0.0	-4.3	-4.3
567	480678.17	5367158.00	326.45	0	500	93.8	93.8	0.0	0.0	84.4	9.0	2.2	0.0	0.0	4.8	0.0	-0.0	-6.6	-6.6
568	478791.63	5367652.40	335.06	0	500	89.3	89.3	0.0	0.0	79.9	5.4	2.2	0.0	0.0	4.9	0.0	-0.0	-3.1	-3.1
569	477941.27	5368109.61	356.88	0	500	85.7	85.7	0.0	0.0	76.3	3.6	2.2	0.0	0.0	7.2	0.0	-0.0	-3.6	-3.6
570	478338.99	5367841.07	342.00	0	500	87.7	87.7	0.0	0.0	78.3	4.5	2.2	0.0	0.0	10.4	0.0	-0.0	-7.7	-7.7
571	478974.30	5367599.58	333.75	0	500	89.9	89.9	0.0	0.0	80.5	5.8	2.2	0.0	0.0	4.8	0.0	-0.0	-3.4	-3.4
572	478587.78	5367711.34	338.85	0	500	88.6	88.6	0.0	0.0	79.3	5.0	2.2	0.0	0.0	5.0	0.0	-0.0	-2.9	-2.9
573	478878.71	5367627.22	334.03	0	500	89.5	89.5	0.0	0.0	80.2	5.6	2.2	0.0	0.0	4.9	0.0	-0.0	-3.3	-3.3
574	478699.46	5367679.05	335.22	0	500	89.0	89.0	0.0	0.0	79.7	5.2	2.2	0.0	0.0	5.0	0.0	-0.0	-3.2	-3.2
575	478486.79	5367741.27	341.06	0	500	88.3	88.3	0.0	0.0	79.0	4.8	2.2	0.0	0.0	7.0	0.0	-0.0	-4.8	-4.8
576	478261.74	5367893.22	339.45	0	500	87.3	87.3	0.0	0.0	78.0	4.3	2.2	0.0	0.0	15.2	0.0	-0.0	-12.5	-12.5
577	480628.69	5367140.64	326.28	0	500	93.6	93.6	0.0	0.0	84.3	8.9	2.2	0.0	0.0	4.8	0.0	-0.0	-6.7	-6.7
578	479059.14	5367575.05	329.91	0	500	90.0	90.0	0.0	0.0	80.7	5.9	2.2	0.0	0.0	4.8	0.0	-0.0	-3.6	-3.6
579	477713.46	5368263.43	367.59	0	500	84.2	84.2	0.0	0.0	75.0	3.0	2.2	0.0	0.0	4.8	0.0	-0.0	-0.8	-0.8
580	478029.10	5368050.31	358.00	0	500	86.1	86.1	0.0	0.0	76.8	3.8	2.2	0.0	0.0	6.0	0.0	-0.0	-2.7	-2.7
581	478085.37	5368012.31	357.01	0	500	86.4	86.4	0.0	0.0	77.1	3.9	2.2	0.0	0.0	5.6	0.0	-0.0	-2.5	-2.5

Line Source, ISO 9613, Name: "HaulTruck2", ID: "Yr3_HaulTruck2"																			
Nr.	X (m)	Y (m)	Z (m)	Refl.	Freq. (Hz)	LxT dB(A)	LxN dB(A)	K0 (dB)	Dc (dB)	Adiv (dB)	Aatm (dB)	Agr (dB)	Afol (dB)	Ahous (dB)	Abar (dB)	Cmet (dB)	RL (dB)	LrT dB(A)	LrN dB(A)
582	477656.72	5368301.74	365.24	0	500	83.8	83.8	0.0	0.0	74.6	2.9	2.2	0.0	0.0	5.0	0.0	-0.0	-0.9	-0.9
583	479451.72	5367461.54	328.33	0	500	91.0	91.0	0.0	0.0	81.8	6.7	2.2	0.0	0.0	4.8	0.0	-0.0	-4.4	-4.4
584	477589.78	5368346.94	364.00	0	500	83.3	83.3	0.0	0.0	74.1	2.8	2.2	0.0	0.0	5.3	0.0	-0.0	-1.1	-1.1
585	477662.09	5368298.12	366.29	0	500	83.8	83.8	0.0	0.0	74.6	2.9	2.2	0.0	0.0	4.9	0.0	-0.0	-0.9	-0.9
586	478063.13	5368027.33	357.47	0	500	86.2	86.2	0.0	0.0	77.0	3.8	2.2	0.0	0.0	5.8	0.0	-0.0	-2.6	-2.6
587	477455.62	5368437.53	350.00	0	500	82.3	82.3	0.0	0.0	73.1	2.4	2.2	0.0	0.0	13.4	0.0	-0.0	-8.9	-8.9
588	478535.55	5367726.44	339.57	0	500	88.3	88.3	0.0	0.0	79.1	4.9	2.2	0.0	0.0	6.8	0.0	-0.0	-4.8	-4.8
589	478330.97	5367846.48	342.00	0	500	87.4	87.4	0.0	0.0	78.3	4.5	2.2	0.0	0.0	10.7	0.0	-0.0	-8.2	-8.2
590	478547.18	5367723.08	338.95	0	500	88.3	88.3	0.0	0.0	79.2	4.9	2.2	0.0	0.0	6.8	0.0	-0.0	-4.8	-4.8
591	477582.29	5368352.00	363.24	0	500	83.2	83.2	0.0	0.0	74.0	2.7	2.2	0.0	0.0	5.5	0.0	-0.0	-1.3	-1.3
592	479625.39	5367411.33	326.00	0	500	91.3	91.3	0.0	0.0	82.2	7.0	2.2	0.0	0.0	4.8	0.0	-0.0	-4.9	-4.9
593	479789.36	5367363.92	324.19	0	500	91.7	91.7	0.0	0.0	82.6	7.3	2.2	0.0	0.0	4.8	0.0	-0.0	-5.2	-5.2
594	477206.01	5368540.65	346.69	0	500	80.2	80.2	0.0	0.0	71.2	2.0	2.2	0.0	0.0	30.1	0.0	-0.0	-25.2	-25.2
595	480162.81	5367255.94	322.00	0	500	92.5	92.5	0.0	0.0	83.4	8.0	2.2	0.0	0.0	4.8	0.0	-0.0	-6.0	-6.0
596	478876.33	5367627.91	334.03	0	500	89.3	89.3	0.0	0.0	80.2	5.6	2.2	0.0	0.0	4.9	0.0	-0.0	-3.6	-3.6
597	480585.02	5367133.86	325.92	0	500	93.3	93.3	0.0	0.0	84.3	8.9	2.2	0.0	0.0	4.8	0.0	-0.0	-6.8	-6.8
598	477791.86	5368210.49	362.82	0	500	84.5	84.5	0.0	0.0	75.5	3.2	2.2	0.0	0.0	9.1	0.0	-0.0	-5.5	-5.5
599	479653.08	5367403.32	326.00	0	500	91.2	91.2	0.0	0.0	82.3	7.0	2.2	0.0	0.0	4.8	0.0	-0.0	-5.1	-5.1
600	477567.33	5368362.10	362.00	0	500	82.9	82.9	0.0	0.0	73.9	2.7	2.2	0.0	0.0	6.0	0.0	-0.0	-1.9	-1.9
601	478806.32	5367648.15	335.03	0	500	88.9	88.9	0.0	0.0	80.0	5.4	2.2	0.0	0.0	4.9	0.0	-0.0	-3.6	-3.6
602	478420.51	5367786.02	344.06	0	500	87.6	87.6	0.0	0.0	78.7	4.7	2.2	0.0	0.0	7.0	0.0	-0.0	-4.9	-4.9
603	480232.19	5367235.88	323.77	0	500	92.5	92.5	0.0	0.0	83.5	8.2	2.2	0.0	0.0	4.8	0.0	-0.0	-6.2	-6.2
604	479146.81	5367549.70	324.51	0	500	89.9	89.9	0.0	0.0	81.0	6.1	2.2	0.0	0.0	10.8	0.0	-0.0	-10.2	-10.2
605	478480.95	5367745.21	341.07	0	500	87.9	87.9	0.0	0.0	79.0	4.8	2.2	0.0	0.0	7.1	0.0	-0.0	-5.2	-5.2
606	477764.73	5368228.81	364.00	0	500	84.2	84.2	0.0	0.0	75.3	3.2	2.2	0.0	0.0	9.3	0.0	-0.0	-5.7	-5.7
607	477590.58	5368346.40	364.00	0	500	83.0	83.0	0.0	0.0	74.1	2.8	2.2	0.0	0.0	5.3	0.0	-0.0	-1.4	-1.4
608	479567.58	5367428.05	326.00	0	500	91.0	91.0	0.0	0.0	82.1	6.9	2.2	0.0	0.0	4.8	0.0	-0.0	-5.0	-5.0
609	478689.58	5367681.91	336.00	0	500	88.5	88.5	0.0	0.0	79.6	5.2	2.2	0.0	0.0	5.0	0.0	-0.0	-3.6	-3.6
610	478774.94	5367657.23	335.44	0	500	88.8	88.8	0.0	0.0	79.9	5.4	2.2	0.0	0.0	4.9	0.0	-0.0	-3.6	-3.6
611	480595.55	5367130.82	325.99	0	500	93.2	93.2	0.0	0.0	84.3	8.9	2.2	0.0	0.0	4.8	0.0	-0.0	-7.0	-7.0
612	479733.71	5367380.01	326.00	0	500	91.3	91.3	0.0	0.0	82.5	7.2	2.2	0.0	0.0	4.8	0.0	-0.0	-5.3	-5.3
613	478018.89	5368057.20	358.00	0	500	85.6	85.6	0.0	0.0	76.8	3.7	2.2	0.0	0.0	6.1	0.0	-0.0	-3.1	-3.1
614	478086.67	5368011.43	356.96	0	500	86.0	86.0	0.0	0.0	77.1	3.9	2.2	0.0	0.0	5.6	0.0	-0.0	-2.9	-2.9
615	478824.40	5367642.93	335.45	0	500	88.9	88.9	0.0	0.0	80.0	5.5	2.2	0.0	0.0	4.9	0.0	-0.0	-3.8	-3.8
616	479111.52	5367559.91	325.83	0	500	89.7	89.7	0.0	0.0	80.9	6.0	2.2	0.0	0.0	12.2	0.0	-0.0	-11.6	-11.6
617	477980.68	5368083.00	356.50	0	500	85.4	85.4	0.0	0.0	76.6	3.6	2.2	0.0	0.0	6.6	0.0	-0.0	-3.7	-3.7
618	479103.54	5367562.22	326.69	0	500	89.6	89.6	0.0	0.0	80.8	6.0	2.2	0.0	0.0	12.4	0.0	-0.0	-11.8	-11.8
619	478102.06	5368001.04	356.55	0	500	86.0	86.0	0.0	0.0	77.2	3.9	2.2	0.0	0.0	5.5	0.0	-0.0	-2.9	-2.9
620	478001.89	5368068.68	357.45	0	500	85.4	85.4	0.0	0.0	76.7	3.7	2.2	0.0	0.0	6.3	0.0	-0.0	-3.4	-3.4
621	478134.06	5367979.44	354.00	0	500	86.1	86.1	0.0	0.0	77.4	4.0	2.2	0.0	0.0	5.5	0.0	-0.0	-3.0	-3.0
622	477942.07	5368109.07	356.71	0	500	85.1	85.1	0.0	0.0	76.3	3.6	2.2	0.0	0.0	7.2	0.0	-0.0	-4.3	-4.3
623	479704.40	5367388.48	326.00	0	500	91.1	91.1	0.0	0.0	82.4	7.1	2.2	0.0	0.0	4.8	0.0	-0.0	-5.4	-5.4
624	477399.15	5368475.66	348.00	0	500	81.3	81.3	0.0	0.0	72.6	2.3	2.2	0.0	0.0	18.1	0.0	-0.0	-14.0	-14.0
625	478111.03	5367994.98	356.00	0	500	85.9	85.9	0.0	0.0	77.2	4.0	2.2	0.0	0.0	5.5	0.0	-0.0	-3.0	-3.0
626	479460.97	5367458.87	328.00	0	500	90.5	90.5	0.0	0.0	81.8	6.7	2.2	0.0	0.0	4.8	0.0	-0.0	-5.0	-5.0
627	477234.40	5368540.10	346.00	0	500	80.0	80.0	0.0	0.0	71.3	2.0	2.2	0.0	0.0	28.6	0.0	-0.0	-24.2	-24.2
628	479616.90	5367413.79	326.00	0	500	90.8	90.8	0.0	0.0	82.2	7.0	2.2	0.0	0.0	4.8	0.0	-0.0	-5.3	-5.3
629	479884.06	5367336.54	322.00	0	500	91.4	91.4	0.0	0.0	82.8	7.5	2.2	0.0	0.0	4.8	0.0	-0.0	-5.8	-5.8
630	478772.94	5367657.80	335.48	0	500	88.5	88.5	0.0	0.0	79.9	5.4	2.2	0.0	0.0	4.9	0.0	-0.0	-3.9	-3.9
631	477909.29	5368131.21	358.00	0	500	84.8	84.8	0.0	0.0	76.1	3.5	2.2	0.0	0.0	7.6	0.0	-0.0	-4.7	-4.7
632	478732.52	5367669.49	335.61	0	500	88.4	88.4	0.0	0.0	79.8	5.3	2.2	0.0	0.0	5.0	0.0	-0.0	-3.8	-3.8
633	479716.37	5367385.02	326.00	0	500	91.0	91.0	0.0	0.0	82.4	7.2	2.2	0.0	0.0	4.8	0.0	-0.0	-5.6	-5.6
634	477984.86	5368080.18	356.60	0	500	85.1	85.1	0.0	0.0	76.6	3.7	2.2	0.0	0.0	6.6	0.0	-0.0	-3.9	-3.9
635	479679.34	5367395.73	326.00	0	500	90.9	90.9	0.0	0.0	82.3	7.1	2.2	0.0	0.0	4.8	0.0	-0.0	-5.5	-5.5
636	478635.97	5367697.41	339.42	0	500	88.0	88.0	0.0	0.0	79.5	5.1	2.2	0.0	0.0	5.1	0.0	-0.0	-3.9	-3.9
637	479804.31	5367359.60	324.00	0	500	91.1	91.1	0.0	0.0	82.6	7.3	2.2	0.0	0.0	4.8	0.0	-0.0	-5.8	-5.8
638	481439.70	5367553.91	314.46	0	500	93.9	93.9	0.0	0.0	85.3	10.1	2.2	0.0	0.0	4.8	0.0	-0.0	-8.5	-8.5
639	480152.17	5367259.02	322.00	0	500	91.9	91.9	0.0	0.0	83.4	8.0	2.2	0.0	0.0	4.8	0.0	-0.0	-6.5	-6.5
640	478327.32	5367848.94	342.00	0	500	86.8	86.8	0.0	0.0	78.3	4.5	2.2	0.0	0.0	10.8	0.0	-0.0	-9.0	-9.0
641	478493.24	5367738.67	340.88	0	500	87.5	87.5	0.0	0.0	79.0	4.8	2.2	0.0	0.0	7.1	0.0	-0.0	-5.7	-5.7

Line Source, ISO 9613, Name: "HaulTruck2", ID: "Yr3_HaulTruck2"																			
Nr.	X (m)	Y (m)	Z (m)	Refl.	Freq. (Hz)	LxT dB(A)	LxN dB(A)	K0 (dB)	Dc (dB)	Adiv (dB)	Aatm (dB)	Agr (dB)	Afol (dB)	Ahous (dB)	Abar (dB)	Cmet (dB)	RL (dB)	LrT dB(A)	LrN dB(A)
642	477707.08	5368267.74	368.00	0	500	83.4	83.4	0.0	0.0	74.9	3.0	2.2	0.0	0.0	4.8	0.0	-0.0	-1.6	-1.6
643	479062.69	5367574.03	329.69	0	500	89.2	89.2	0.0	0.0	80.7	5.9	2.2	0.0	0.0	4.8	0.0	-0.0	-4.4	-4.4
644	478809.57	5367647.21	335.05	0	500	88.5	88.5	0.0	0.0	80.0	5.4	2.2	0.0	0.0	4.9	0.0	-0.0	-4.1	-4.1
645	480880.79	5367346.92	324.00	0	500	93.0	93.0	0.0	0.0	84.6	9.2	2.2	0.0	0.0	4.8	0.0	-0.0	-7.8	-7.8
646	477852.94	5368169.25	360.00	0	500	84.3	84.3	0.0	0.0	75.8	3.4	2.2	0.0	0.0	7.5	0.0	-0.0	-4.7	-4.7
647	479310.22	5367502.46	329.62	0	500	89.8	89.8	0.0	0.0	81.4	6.4	2.2	0.0	0.0	4.8	0.0	-0.0	-5.0	-5.0
648	480310.51	5367213.24	324.00	0	500	92.1	92.1	0.0	0.0	83.7	8.3	2.2	0.0	0.0	4.8	0.0	-0.0	-6.9	-6.9
649	479192.98	5367536.35	326.50	0	500	89.5	89.5	0.0	0.0	81.1	6.2	2.2	0.0	0.0	4.8	0.0	-0.0	-4.8	-4.8
650	479099.03	5367563.52	327.23	0	500	89.2	89.2	0.0	0.0	80.8	6.0	2.2	0.0	0.0	12.6	0.0	-0.0	-12.4	-12.4
651	478358.81	5367827.68	344.00	0	500	86.8	86.8	0.0	0.0	78.4	4.5	2.2	0.0	0.0	7.6	0.0	-0.0	-6.0	-6.0
652	480302.92	5367215.43	323.07	0	500	92.1	92.1	0.0	0.0	83.7	8.3	2.2	0.0	0.0	4.8	0.0	-0.0	-7.0	-7.0
653	479001.43	5367591.74	332.00	0	500	88.9	88.9	0.0	0.0	80.6	5.8	2.2	0.0	0.0	4.8	0.0	-0.0	-4.5	-4.5
654	478201.99	5367933.57	349.73	0	500	86.0	86.0	0.0	0.0	77.7	4.2	2.2	0.0	0.0	11.4	0.0	-0.0	-9.4	-9.4
655	477812.24	5368196.74	362.00	0	500	83.9	83.9	0.0	0.0	75.6	3.3	2.2	0.0	0.0	9.0	0.0	-0.0	-6.1	-6.1
656	478360.28	5367826.69	344.00	0	500	86.8	86.8	0.0	0.0	78.4	4.5	2.2	0.0	0.0	7.5	0.0	-0.0	-6.0	-6.0
657	480686.66	5367160.98	326.55	0	500	92.7	92.7	0.0	0.0	84.4	9.0	2.2	0.0	0.0	6.6	0.0	-0.0	-9.6	-9.6
658	478530.22	5367727.98	339.28	0	500	87.4	87.4	0.0	0.0	79.1	4.9	2.2	0.0	0.0	6.9	0.0	-0.0	-5.8	-5.8
659	478208.31	5367929.30	348.30	0	500	86.0	86.0	0.0	0.0	77.7	4.2	2.2	0.0	0.0	16.9	0.0	-0.0	-15.0	-15.0
660	478839.52	5367638.55	335.41	0	500	88.3	88.3	0.0	0.0	80.1	5.5	2.2	0.0	0.0	4.9	0.0	-0.0	-4.4	-4.4
661	478710.36	5367675.90	335.01	0	500	87.9	87.9	0.0	0.0	79.7	5.3	2.2	0.0	0.0	5.0	0.0	-0.0	-4.2	-4.2
662	478323.59	5367851.46	342.00	0	500	86.5	86.5	0.0	0.0	78.3	4.5	2.2	0.0	0.0	10.9	0.0	-0.0	-9.4	-9.4
663	478422.07	5367784.97	344.00	0	500	86.9	86.9	0.0	0.0	78.7	4.7	2.2	0.0	0.0	6.9	0.0	-0.0	-5.7	-5.7
664	480753.51	5367256.12	326.00	0	500	92.6	92.6	0.0	0.0	84.4	9.1	2.2	0.0	0.0	4.8	0.0	-0.0	-7.9	-7.9
665	477582.72	5368351.71	363.27	0	500	82.2	82.2	0.0	0.0	74.0	2.7	2.2	0.0	0.0	5.5	0.0	-0.0	-2.3	-2.3
666	478671.80	5367687.05	337.23	0	500	87.7	87.7	0.0	0.0	79.6	5.2	2.2	0.0	0.0	5.1	0.0	-0.0	-4.3	-4.3
667	478190.56	5367941.29	351.92	0	500	85.8	85.8	0.0	0.0	77.6	4.1	2.2	0.0	0.0	11.5	0.0	-0.0	-9.8	-9.8
668	479487.95	5367451.07	328.00	0	500	90.0	90.0	0.0	0.0	81.9	6.7	2.2	0.0	0.0	4.8	0.0	-0.0	-5.6	-5.6
669	477649.59	5368306.56	364.00	0	500	82.6	82.6	0.0	0.0	74.5	2.9	2.2	0.0	0.0	5.0	0.0	-0.0	-2.0	-2.0
670	479160.26	5367545.82	325.83	0	500	89.1	89.1	0.0	0.0	81.0	6.1	2.2	0.0	0.0	10.2	0.0	-0.0	-10.4	-10.4
671	480132.56	5367264.69	322.00	0	500	91.4	91.4	0.0	0.0	83.3	8.0	2.2	0.0	0.0	4.8	0.0	-0.0	-6.9	-6.9
672	479622.11	5367412.28	326.00	0	500	90.3	90.3	0.0	0.0	82.2	7.0	2.2	0.0	0.0	4.8	0.0	-0.0	-5.9	-5.9
673	481272.35	5367511.37	317.70	0	500	93.1	93.1	0.0	0.0	85.1	9.8	2.2	0.0	0.0	4.8	0.0	-0.0	-8.7	-8.7
674	478222.16	5367919.95	346.00	0	500	85.8	85.8	0.0	0.0	77.8	4.2	2.2	0.0	0.0	16.1	0.0	-0.0	-14.5	-14.5
675	478029.94	5368049.74	358.00	0	500	84.8	84.8	0.0	0.0	76.8	3.8	2.2	0.0	0.0	6.0	0.0	-0.0	-4.0	-4.0
676	479143.89	5367550.55	324.08	0	500	89.0	89.0	0.0	0.0	81.0	6.1	2.2	0.0	0.0	13.2	0.0	-0.0	-13.4	-13.4
677	481040.78	5367452.51	320.00	0	500	92.8	92.8	0.0	0.0	84.8	9.4	2.2	0.0	0.0	4.8	0.0	-0.0	-8.4	-8.4
678	479298.26	5367505.91	328.00	0	500	89.3	89.3	0.0	0.0	81.4	6.4	2.2	0.0	0.0	4.8	0.0	-0.0	-5.4	-5.4
679	478517.39	5367731.69	340.00	0	500	87.0	87.0	0.0	0.0	79.1	4.9	2.2	0.0	0.0	6.9	0.0	-0.0	-6.1	-6.1
680	478201.10	5367934.17	349.92	0	500	85.6	85.6	0.0	0.0	77.7	4.2	2.2	0.0	0.0	11.4	0.0	-0.0	-9.9	-9.9
681	478861.10	5367632.31	335.34	0	500	88.1	88.1	0.0	0.0	80.1	5.5	2.2	0.0	0.0	4.9	0.0	-0.0	-4.7	-4.7
682	477681.90	5368284.74	368.47	0	500	82.6	82.6	0.0	0.0	74.7	3.0	2.2	0.0	0.0	4.9	0.0	-0.0	-2.2	-2.2
683	480889.15	5367352.49	324.00	0	500	92.5	92.5	0.0	0.0	84.6	9.2	2.2	0.0	0.0	4.8	0.0	-0.0	-8.3	-8.3
684	478811.36	5367646.70	335.02	0	500	87.9	87.9	0.0	0.0	80.0	5.4	2.2	0.0	0.0	4.9	0.0	-0.0	-4.7	-4.7
685	479376.21	5367483.38	330.23	0	500	89.4	89.4	0.0	0.0	81.6	6.5	2.2	0.0	0.0	4.8	0.0	-0.0	-5.6	-5.6
686	479175.56	5367541.39	326.37	0	500	88.9	88.9	0.0	0.0	81.0	6.1	2.2	0.0	0.0	4.8	0.0	-0.0	-5.3	-5.3
687	478674.60	5367686.24	336.97	0	500	87.4	87.4	0.0	0.0	79.6	5.2	2.2	0.0	0.0	5.1	0.0	-0.0	-4.6	-4.6
688	478999.43	5367592.32	332.00	0	500	88.4	88.4	0.0	0.0	80.6	5.8	2.2	0.0	0.0	4.8	0.0	-0.0	-5.0	-5.0
689	478019.66	5368056.68	358.00	0	500	84.6	84.6	0.0	0.0	76.8	3.8	2.2	0.0	0.0	6.0	0.0	-0.0	-4.2	-4.2
690	479199.89	5367534.36	326.80	0	500	88.9	88.9	0.0	0.0	81.1	6.2	2.2	0.0	0.0	4.8	0.0	-0.0	-5.3	-5.3
691	479575.65	5367425.71	326.00	0	500	89.9	89.9	0.0	0.0	82.1	6.9	2.2	0.0	0.0	4.8	0.0	-0.0	-6.1	-6.1
692	478528.81	5367728.39	339.24	0	500	86.9	86.9	0.0	0.0	79.1	4.9	2.2	0.0	0.0	7.0	0.0	-0.0	-6.3	-6.3
693	480142.47	5367261.82	322.00	0	500	91.2	91.2	0.0	0.0	83.4	8.0	2.2	0.0	0.0	4.8	0.0	-0.0	-7.2	-7.2
694	477650.01	5368306.28	364.00	0	500	82.3	82.3	0.0	0.0	74.5	2.9	2.2	0.0	0.0	5.0	0.0	-0.0	-2.4	-2.4
695	478024.53	5368053.39	358.00	0	500	84.6	84.6	0.0	0.0	76.8	3.8	2.2	0.0	0.0	6.0	0.0	-0.0	-4.2	-4.2
696	479208.88	5367531.76	327.13	0	500	88.9	88.9	0.0	0.0	81.1	6.2	2.2	0.0	0.0	4.8	0.0	-0.0	-5.4	-5.4
697	477532.80	5368385.42	359.53	0	500	81.4	81.4	0.0	0.0	73.7	2.6	2.2	0.0	0.0	7.1	0.0	-0.0	-4.2	-4.2
698	478488.12	5367740.37	341.06	0	500	86.7	86.7	0.0	0.0	79.0	4.8	2.2	0.0	0.0	7.0	0.0	-0.0	-6.3	-6.3
699	478390.30	5367806.42	345.86	0	500	86.3	86.3	0.0	0.0	78.6	4.6	2.2	0.0	0.0	5.1	0.0	-0.0	-4.2	-4.2
700	478045.65	5368039.14	358.00	0	500	84.6	84.6	0.0	0.0	76.9	3.8	2.2	0.0	0.0	5.9	0.0	-0.0	-4.2	-4.2
701	477507.27	5368402.65	352.24	0	500	81.2	81.2	0.0	0.0	73.5	2.6	2.2	0.0	0.0	10.2	0.0	-0.0	-7.3	-7.3

Line Source, ISO 9613, Name: "HaulTruck2", ID: "Yr3_HaulTruck2"																			
Nr.	X (m)	Y (m)	Z (m)	Refl.	Freq. (Hz)	LxT dB(A)	LxN dB(A)	K0 (dB)	Dc (dB)	Adiv (dB)	Aatm (dB)	Agr (dB)	Afol (dB)	Ahous (dB)	Abar (dB)	Cmet (dB)	RL (dB)	LrT dB(A)	LrN dB(A)
702	480668.95	5367154.76	326.43	0	500	92.1	92.1	0.0	0.0	84.4	9.0	2.2	0.0	0.0	4.8	0.0	-0.0	-8.3	-8.3
703	480811.47	5367300.71	326.00	0	500	92.2	92.2	0.0	0.0	84.5	9.1	2.2	0.0	0.0	4.8	0.0	-0.0	-8.4	-8.4
704	480237.46	5367234.36	324.00	0	500	91.2	91.2	0.0	0.0	83.6	8.2	2.2	0.0	0.0	4.8	0.0	-0.0	-7.5	-7.5
705	478077.61	5368017.55	357.20	0	500	84.7	84.7	0.0	0.0	77.1	3.9	2.2	0.0	0.0	5.7	0.0	-0.0	-4.1	-4.1
706	478749.26	5367664.65	335.83	0	500	87.5	87.5	0.0	0.0	79.8	5.3	2.2	0.0	0.0	4.9	0.0	-0.0	-4.8	-4.8
707	479785.92	5367364.91	324.47	0	500	90.2	90.2	0.0	0.0	82.6	7.3	2.2	0.0	0.0	4.8	0.0	-0.0	-6.6	-6.6
708	478270.37	5367887.40	338.67	0	500	85.7	85.7	0.0	0.0	78.0	4.3	2.2	0.0	0.0	14.9	0.0	-0.0	-13.8	-13.8
709	479158.18	5367546.42	325.55	0	500	88.6	88.6	0.0	0.0	81.0	6.1	2.2	0.0	0.0	10.3	0.0	-0.0	-11.0	-11.0
710	479578.88	5367424.78	326.00	0	500	89.7	89.7	0.0	0.0	82.1	6.9	2.2	0.0	0.0	4.8	0.0	-0.0	-6.3	-6.3
711	477811.70	5368197.10	362.00	0	500	83.2	83.2	0.0	0.0	75.6	3.3	2.2	0.0	0.0	9.0	0.0	-0.0	-6.9	-6.9
712	480733.91	5367225.46	327.35	0	500	92.0	92.0	0.0	0.0	84.4	9.0	2.2	0.0	0.0	4.8	0.0	-0.0	-8.5	-8.5
713	480378.24	5367193.65	326.00	0	500	91.4	91.4	0.0	0.0	83.8	8.5	2.2	0.0	0.0	4.8	0.0	-0.0	-7.9	-7.9
714	479656.21	5367402.42	326.00	0	500	89.8	89.8	0.0	0.0	82.3	7.1	2.2	0.0	0.0	4.8	0.0	-0.0	-6.5	-6.5
715	477758.22	5368233.21	364.05	0	500	82.8	82.8	0.0	0.0	75.2	3.1	2.2	0.0	0.0	9.7	0.0	-0.0	-7.5	-7.5
716	478451.10	5367765.36	341.65	0	500	86.3	86.3	0.0	0.0	78.8	4.7	2.2	0.0	0.0	14.9	0.0	-0.0	-14.3	-14.3
717	479756.41	5367373.45	326.00	0	500	90.0	90.0	0.0	0.0	82.5	7.3	2.2	0.0	0.0	4.8	0.0	-0.0	-6.8	-6.8
718	481400.61	5367543.97	314.00	0	500	92.8	92.8	0.0	0.0	85.3	10.0	2.2	0.0	0.0	4.8	0.0	-0.0	-9.5	-9.5
719	480743.12	5367239.86	326.99	0	500	91.9	91.9	0.0	0.0	84.4	9.1	2.2	0.0	0.0	4.8	0.0	-0.0	-8.6	-8.6
720	478691.25	5367681.42	336.00	0	500	87.1	87.1	0.0	0.0	79.6	5.2	2.2	0.0	0.0	5.0	0.0	-0.0	-5.0	-5.0
721	478454.50	5367763.07	341.59	0	500	86.3	86.3	0.0	0.0	78.8	4.8	2.2	0.0	0.0	14.6	0.0	-0.0	-14.2	-14.2
722	477981.38	5368082.53	356.50	0	500	84.0	84.0	0.0	0.0	76.6	3.7	2.2	0.0	0.0	6.6	0.0	-0.0	-5.1	-5.1
723	478785.38	5367654.21	335.11	0	500	87.3	87.3	0.0	0.0	79.9	5.4	2.2	0.0	0.0	4.9	0.0	-0.0	-5.1	-5.1
724	480602.22	5367131.35	326.00	0	500	91.7	91.7	0.0	0.0	84.3	8.9	2.2	0.0	0.0	4.8	0.0	-0.0	-8.5	-8.5
725	481309.39	5367520.79	315.73	0	500	92.5	92.5	0.0	0.0	85.2	9.8	2.2	0.0	0.0	4.8	0.0	-0.0	-9.5	-9.5
726	477870.97	5368157.08	360.00	0	500	83.3	83.3	0.0	0.0	75.9	3.4	2.2	0.0	0.0	7.3	0.0	-0.0	-5.6	-5.6
727	480015.07	5367298.66	322.00	0	500	90.4	90.4	0.0	0.0	83.1	7.8	2.2	0.0	0.0	4.8	0.0	-0.0	-7.4	-7.4
728	478800.71	5367649.78	335.00	0	500	87.3	87.3	0.0	0.0	80.0	5.4	2.2	0.0	0.0	4.9	0.0	-0.0	-5.2	-5.2
729	478027.91	5368051.11	358.00	0	500	84.1	84.1	0.0	0.0	76.8	3.8	2.2	0.0	0.0	6.0	0.0	-0.0	-4.7	-4.7
730	479114.84	5367558.95	325.15	0	500	88.2	88.2	0.0	0.0	80.9	6.0	2.2	0.0	0.0	14.7	0.0	-0.0	-15.7	-15.7
731	481455.91	5367558.03	316.00	0	500	92.7	92.7	0.0	0.0	85.4	10.1	2.2	0.0	0.0	4.8	0.0	-0.0	-9.8	-9.8
732	478527.55	5367728.76	339.22	0	500	86.4	86.4	0.0	0.0	79.1	4.9	2.2	0.0	0.0	7.0	0.0	-0.0	-6.8	-6.8
733	477742.62	5368243.74	366.00	0	500	82.4	82.4	0.0	0.0	75.1	3.1	2.2	0.0	0.0	4.8	0.0	-0.0	-2.9	-2.9
734	478540.84	5367724.91	339.33	0	500	86.4	86.4	0.0	0.0	79.1	4.9	2.2	0.0	0.0	6.8	0.0	-0.0	-6.7	-6.7
735	478381.43	5367812.41	345.47	0	500	85.8	85.8	0.0	0.0	78.5	4.6	2.2	0.0	0.0	7.1	0.0	-0.0	-6.6	-6.6
736	478235.26	5367911.10	344.00	0	500	85.1	85.1	0.0	0.0	77.8	4.2	2.2	0.0	0.0	15.6	0.0	-0.0	-14.8	-14.8
737	480719.73	5367203.29	327.30	0	500	91.7	91.7	0.0	0.0	84.4	9.0	2.2	0.0	0.0	4.8	0.0	-0.0	-8.8	-8.8
738	480321.89	5367209.94	324.00	0	500	91.0	91.0	0.0	0.0	83.7	8.4	2.2	0.0	0.0	4.8	0.0	-0.0	-8.1	-8.1
739	479490.67	5367450.28	328.00	0	500	89.1	89.1	0.0	0.0	81.9	6.7	2.2	0.0	0.0	4.8	0.0	-0.0	-6.5	-6.5
740	479353.25	5367490.02	331.41	0	500	88.8	88.8	0.0	0.0	81.5	6.5	2.2	0.0	0.0	4.8	0.0	-0.0	-6.2	-6.2
741	479239.93	5367522.78	327.76	0	500	88.5	88.5	0.0	0.0	81.2	6.3	2.2	0.0	0.0	4.8	0.0	-0.0	-6.0	-6.0
742	478844.63	5367637.08	335.38	0	500	87.3	87.3	0.0	0.0	80.1	5.5	2.2	0.0	0.0	4.9	0.0	-0.0	-5.4	-5.4
743	479667.53	5367399.15	326.00	0	500	89.5	89.5	0.0	0.0	82.3	7.1	2.2	0.0	0.0	4.8	0.0	-0.0	-6.9	-6.9
744	479087.93	5367566.73	328.05	0	500	88.0	88.0	0.0	0.0	80.8	6.0	2.2	0.0	0.0	4.8	0.0	-0.0	-5.8	-5.8
745	480977.69	5367411.53	322.00	0	500	91.9	91.9	0.0	0.0	84.7	9.3	2.2	0.0	0.0	4.8	0.0	-0.0	-9.1	-9.1
746	480038.52	5367291.88	322.00	0	500	90.3	90.3	0.0	0.0	83.1	7.8	2.2	0.0	0.0	4.8	0.0	-0.0	-7.6	-7.6
747	480899.30	5367359.27	324.00	0	500	91.8	91.8	0.0	0.0	84.6	9.2	2.2	0.0	0.0	4.8	0.0	-0.0	-9.0	-9.0
748	479447.88	5367462.65	328.75	0	500	88.9	88.9	0.0	0.0	81.8	6.6	2.2	0.0	0.0	4.8	0.0	-0.0	-6.5	-6.5
749	479137.04	5367552.53	323.58	0	500	88.1	88.1	0.0	0.0	80.9	6.1	2.2	0.0	0.0	13.6	0.0	-0.0	-14.7	-14.7
750	478482.38	5367744.24	341.07	0	500	86.1	86.1	0.0	0.0	79.0	4.8	2.2	0.0	0.0	7.1	0.0	-0.0	-7.0	-7.0
751	477913.44	5368128.40	358.00	0	500	83.3	83.3	0.0	0.0	76.2	3.5	2.2	0.0	0.0	7.6	0.0	-0.0	-6.1	-6.1
752	477590.19	5368346.67	364.00	0	500	81.3	81.3	0.0	0.0	74.1	2.8	2.2	0.0	0.0	5.3	0.0	-0.0	-3.2	-3.2
753	479442.58	5367464.19	329.65	0	500	88.9	88.9	0.0	0.0	81.8	6.6	2.2	0.0	0.0	4.8	0.0	-0.0	-6.5	-6.5
754	479641.18	5367406.76	326.00	0	500	89.4	89.4	0.0	0.0	82.2	7.0	2.2	0.0	0.0	4.8	0.0	-0.0	-6.9	-6.9
755	481360.87	5367533.87	314.00	0	500	92.3	92.3	0.0	0.0	85.2	9.9	2.2	0.0	0.0	4.8	0.0	-0.0	-9.8	-9.8
756	481195.97	5367491.96	318.00	0	500	92.1	92.1	0.0	0.0	85.0	9.7	2.2	0.0	0.0	4.8	0.0	-0.0	-9.6	-9.6
757	478673.23	5367686.64	337.11	0	500	86.6	86.6	0.0	0.0	79.6	5.2	2.2	0.0	0.0	5.1	0.0	-0.0	-5.4	-5.4
758	478634.51	5367697.83	339.45	0	500	86.5	86.5	0.0	0.0	79.5	5.1	2.2	0.0	0.0	5.1	0.0	-0.0	-5.4	-5.4
759	479845.50	5367347.69	322.00	0	500	89.7	89.7	0.0	0.0	82.7	7.4	2.2	0.0	0.0	11.4	0.0	-0.0	-14.1	-14.1
760	478976.83	5367598.85	333.73	0	500	87.5	87.5	0.0	0.0	80.5	5.8	2.2	0.0	0.0	4.8	0.0	-0.0	-5.7	-5.7
761	481618.99	5367625.77	316.00	0	500	92.6	92.6	0.0	0.0	85.6	10.3	2.2	0.0	0.0	4.8	0.0	-0.0	-10.3	-10.3

Line Source, ISO 9613, Name: "HaulTruck2", ID: "Yr3_HaulTruck2"																			
Nr.	X (m)	Y (m)	Z (m)	Refl.	Freq. (Hz)	LxT dB(A)	LxN dB(A)	K0 (dB)	Dc (dB)	Adiv (dB)	Aatm (dB)	Agr (dB)	Afol (dB)	Ahous (dB)	Abar (dB)	Cmet (dB)	RL (dB)	LrT dB(A)	LrN dB(A)
762	478388.22	5367807.82	345.88	0	500	85.6	85.6	0.0	0.0	78.5	4.6	2.2	0.0	0.0	5.1	0.0	-0.0	-4.9	-4.9
763	477883.76	5368148.44	359.32	0	500	83.0	83.0	0.0	0.0	76.0	3.4	2.2	0.0	0.0	7.2	0.0	-0.0	-5.8	-5.8
764	479351.18	5367490.61	331.53	0	500	88.5	88.5	0.0	0.0	81.5	6.5	2.2	0.0	0.0	4.8	0.0	-0.0	-6.5	-6.5
765	477671.35	5368291.87	367.80	0	500	81.6	81.6	0.0	0.0	74.7	2.9	2.2	0.0	0.0	4.9	0.0	-0.0	-3.1	-3.1
766	481201.47	5367493.36	318.00	0	500	92.0	92.0	0.0	0.0	85.0	9.7	2.2	0.0	0.0	4.8	0.0	-0.0	-9.7	-9.7
767	478638.45	5367696.69	339.38	0	500	86.4	86.4	0.0	0.0	79.5	5.1	2.2	0.0	0.0	5.1	0.0	-0.0	-5.4	-5.4
768	478485.54	5367742.11	341.04	0	500	85.9	85.9	0.0	0.0	79.0	4.8	2.2	0.0	0.0	7.0	0.0	-0.0	-7.1	-7.1
769	477257.32	5368539.65	344.00	0	500	78.4	78.4	0.0	0.0	71.5	2.0	2.2	0.0	0.0	28.2	0.0	-0.0	-25.4	-25.4
770	480692.62	5367163.07	326.64	0	500	91.3	91.3	0.0	0.0	84.4	9.0	2.2	0.0	0.0	6.5	0.0	-0.0	-10.9	-10.9
771	479323.53	5367498.61	330.00	0	500	88.3	88.3	0.0	0.0	81.4	6.4	2.2	0.0	0.0	4.8	0.0	-0.0	-6.5	-6.5
772	477398.89	5368475.84	348.00	0	500	79.4	79.4	0.0	0.0	72.6	2.3	2.2	0.0	0.0	18.1	0.0	-0.0	-15.8	-15.8
773	481112.55	5367470.75	320.00	0	500	91.7	91.7	0.0	0.0	84.9	9.5	2.2	0.0	0.0	4.8	0.0	-0.0	-9.7	-9.7
774	480145.69	5367260.89	322.00	0	500	90.2	90.2	0.0	0.0	83.4	8.0	2.2	0.0	0.0	4.8	0.0	-0.0	-8.1	-8.1
775	478793.66	5367651.81	334.99	0	500	86.8	86.8	0.0	0.0	80.0	5.4	2.2	0.0	0.0	4.9	0.0	-0.0	-5.7	-5.7
776	478516.18	5367732.04	340.00	0	500	85.9	85.9	0.0	0.0	79.1	4.9	2.2	0.0	0.0	6.9	0.0	-0.0	-7.1	-7.1
777	478401.34	5367798.96	345.58	0	500	85.4	85.4	0.0	0.0	78.6	4.6	2.2	0.0	0.0	5.1	0.0	-0.0	-5.1	-5.1
778	478235.97	5367910.63	343.84	0	500	84.7	84.7	0.0	0.0	77.9	4.3	2.2	0.0	0.0	15.6	0.0	-0.0	-15.2	-15.2
779	477358.59	5368503.05	344.00	0	500	79.0	79.0	0.0	0.0	72.2	2.2	2.2	0.0	0.0	21.8	0.0	-0.0	-19.4	-19.4
780	477743.40	5368243.22	365.96	0	500	81.9	81.9	0.0	0.0	75.1	3.1	2.2	0.0	0.0	4.8	0.0	-0.0	-3.4	-3.4
781	480731.69	5367221.98	327.30	0	500	91.2	91.2	0.0	0.0	84.4	9.0	2.2	0.0	0.0	4.8	0.0	-0.0	-9.3	-9.3
782	478821.76	5367643.69	335.48	0	500	86.8	86.8	0.0	0.0	80.0	5.5	2.2	0.0	0.0	4.9	0.0	-0.0	-5.8	-5.8
783	478841.10	5367638.10	335.47	0	500	86.9	86.9	0.0	0.0	80.1	5.5	2.2	0.0	0.0	4.9	0.0	-0.0	-5.8	-5.8
784	478969.83	5367600.88	333.45	0	500	87.2	87.2	0.0	0.0	80.5	5.7	2.2	0.0	0.0	4.8	0.0	-0.0	-6.0	-6.0
785	478541.97	5367724.59	339.26	0	500	85.9	85.9	0.0	0.0	79.2	4.9	2.2	0.0	0.0	6.8	0.0	-0.0	-7.2	-7.2
786	480137.37	5367263.30	322.00	0	500	90.1	90.1	0.0	0.0	83.3	8.0	2.2	0.0	0.0	4.8	0.0	-0.0	-8.2	-8.2
787	477499.37	5368407.99	352.00	0	500	80.2	80.2	0.0	0.0	73.4	2.5	2.2	0.0	0.0	10.6	0.0	-0.0	-8.6	-8.6
788	479121.78	5367556.94	323.87	0	500	87.6	87.6	0.0	0.0	80.9	6.0	2.2	0.0	0.0	16.9	0.0	-0.0	-18.4	-18.4
789	481332.45	5367526.65	314.00	0	500	91.9	91.9	0.0	0.0	85.2	9.9	2.2	0.0	0.0	4.8	0.0	-0.0	-10.1	-10.1
790	478615.61	5367703.29	339.45	0	500	86.1	86.1	0.0	0.0	79.4	5.1	2.2	0.0	0.0	5.1	0.0	-0.0	-5.7	-5.7
791	479356.12	5367489.19	331.36	0	500	88.2	88.2	0.0	0.0	81.5	6.5	2.2	0.0	0.0	4.8	0.0	-0.0	-6.8	-6.8
792	477718.58	5368259.98	367.41	0	500	81.7	81.7	0.0	0.0	75.0	3.0	2.2	0.0	0.0	4.8	0.0	-0.0	-3.4	-3.4
793	479724.80	5367382.59	326.00	0	500	89.1	89.1	0.0	0.0	82.4	7.2	2.2	0.0	0.0	4.8	0.0	-0.0	-7.5	-7.5
794	480919.42	5367372.68	322.00	0	500	91.3	91.3	0.0	0.0	84.6	9.3	2.2	0.0	0.0	4.8	0.0	-0.0	-9.6	-9.6
795	478730.12	5367670.19	335.60	0	500	86.4	86.4	0.0	0.0	79.8	5.3	2.2	0.0	0.0	5.0	0.0	-0.0	-5.8	-5.8
796	478236.88	5367910.01	343.52	0	500	84.5	84.5	0.0	0.0	77.9	4.3	2.2	0.0	0.0	15.6	0.0	-0.0	-15.4	-15.4
797	479438.66	5367465.32	329.86	0	500	88.4	88.4	0.0	0.0	81.7	6.6	2.2	0.0	0.0	4.8	0.0	-0.0	-7.0	-7.0
798	481157.27	5367482.12	318.00	0	500	91.6	91.6	0.0	0.0	84.9	9.6	2.2	0.0	0.0	4.8	0.0	-0.0	-10.0	-10.0
799	478188.39	5367942.75	352.00	0	500	84.3	84.3	0.0	0.0	77.6	4.1	2.2	0.0	0.0	11.7	0.0	-0.0	-11.4	-11.4
800	480895.96	5367357.03	324.00	0	500	91.2	91.2	0.0	0.0	84.6	9.2	2.2	0.0	0.0	4.8	0.0	-0.0	-9.6	-9.6
801	478616.71	5367702.98	339.42	0	500	86.0	86.0	0.0	0.0	79.4	5.1	2.2	0.0	0.0	5.1	0.0	-0.0	-5.8	-5.8
802	479090.82	5367565.89	328.00	0	500	87.4	87.4	0.0	0.0	80.8	6.0	2.2	0.0	0.0	4.8	0.0	-0.0	-6.3	-6.3
803	479834.57	5367350.85	322.00	0	500	89.3	89.3	0.0	0.0	82.7	7.4	2.2	0.0	0.0	12.1	0.0	-0.0	-15.1	-15.1
804	479737.28	5367378.98	326.00	0	500	89.1	89.1	0.0	0.0	82.5	7.2	2.2	0.0	0.0	4.8	0.0	-0.0	-7.6	-7.6
805	478001.23	5368069.13	357.43	0	500	83.3	83.3	0.0	0.0	76.7	3.7	2.2	0.0	0.0	6.3	0.0	-0.0	-5.6	-5.6
806	478185.97	5367944.39	352.00	0	500	84.2	84.2	0.0	0.0	77.6	4.1	2.2	0.0	0.0	11.8	0.0	-0.0	-11.6	-11.6
807	479421.00	5367470.43	330.06	0	500	88.3	88.3	0.0	0.0	81.7	6.6	2.2	0.0	0.0	4.8	0.0	-0.0	-7.0	-7.0
808	478046.25	5368038.73	358.00	0	500	83.5	83.5	0.0	0.0	76.9	3.8	2.2	0.0	0.0	5.9	0.0	-0.0	-5.3	-5.3
809	480756.82	5367261.30	326.00	0	500	91.0	91.0	0.0	0.0	84.4	9.1	2.2	0.0	0.0	4.8	0.0	-0.0	-9.5	-9.5
810	479064.56	5367573.49	329.58	0	500	87.3	87.3	0.0	0.0	80.7	5.9	2.2	0.0	0.0	4.8	0.0	-0.0	-6.4	-6.4
811	480855.32	5367329.94	324.00	0	500	91.1	91.1	0.0	0.0	84.5	9.2	2.2	0.0	0.0	4.8	0.0	-0.0	-9.6	-9.6
812	481366.07	5367535.19	314.00	0	500	91.8	91.8	0.0	0.0	85.2	9.9	2.2	0.0	0.0	4.8	0.0	-0.0	-10.4	-10.4
813	478808.00	5367647.67	335.05	0	500	86.5	86.5	0.0	0.0	80.0	5.4	2.2	0.0	0.0	4.9	0.0	-0.0	-6.0	-6.0
814	478007.97	5368064.57	357.68	0	500	83.2	83.2	0.0	0.0	76.7	3.7	2.2	0.0	0.0	6.2	0.0	-0.0	-5.6	-5.6
815	479436.83	5367465.85	330.00	0	500	88.2	88.2	0.0	0.0	81.7	6.6	2.2	0.0	0.0	4.8	0.0	-0.0	-7.1	-7.1
816	478899.02	5367621.35	333.87	0	500	86.7	86.7	0.0	0.0	80.3	5.6	2.2	0.0	0.0	4.9	0.0	-0.0	-6.2	-6.2
817	478537.28	5367725.94	339.48	0	500	85.6	85.6	0.0	0.0	79.1	4.9	2.2	0.0	0.0	6.8	0.0	-0.0	-7.5	-7.5
818	479151.49	5367548.35	325.10	0	500	87.4	87.4	0.0	0.0	81.0	6.1	2.2	0.0	0.0	10.6	0.0	-0.0	-12.4	-12.4
819	480542.70	5367146.10	326.32	0	500	90.6	90.6	0.0	0.0	84.2	8.8	2.2	0.0	0.0	4.8	0.0	-0.0	-9.3	-9.3
820	478874.28	5367628.50	334.02	0	500	86.6	86.6	0.0	0.0	80.2	5.6	2.2	0.0	0.0	4.9	0.0	-0.0	-6.3	-6.3
821	478842.84	5367637.59	335.48	0	500	86.5	86.5	0.0	0.0	80.1	5.5	2.2	0.0	0.0	4.9	0.0	-0.0	-6.2	-6.2

Line Source, ISO 9613, Name: "HaulTruck2", ID: "Yr3_HaulTruck2"																			
Nr.	X (m)	Y (m)	Z (m)	Refl.	Freq. (Hz)	LxT dB(A)	LxN dB(A)	K0 (dB)	Dc (dB)	Adiv (dB)	Aatm (dB)	Agr (dB)	Afol (dB)	Ahous (dB)	Abar (dB)	Cmet (dB)	RL (dB)	LrT dB(A)	LrN dB(A)
822	478753.25	5367663.50	335.93	0	500	86.2	86.2	0.0	0.0	79.8	5.3	2.2	0.0	0.0	4.9	0.0	-0.0	-6.1	-6.1
823	479650.27	5367404.14	326.00	0	500	88.7	88.7	0.0	0.0	82.3	7.0	2.2	0.0	0.0	4.8	0.0	-0.0	-7.6	-7.6
824	480282.86	5367221.23	322.00	0	500	90.1	90.1	0.0	0.0	83.7	8.3	2.2	0.0	0.0	4.8	0.0	-0.0	-8.9	-8.9
825	481036.64	5367450.82	320.00	0	500	91.2	91.2	0.0	0.0	84.8	9.4	2.2	0.0	0.0	4.8	0.0	-0.0	-10.0	-10.0
826	478244.18	5367905.08	341.45	0	500	84.3	84.3	0.0	0.0	77.9	4.3	2.2	0.0	0.0	16.4	0.0	-0.0	-16.5	-16.5
827	480798.51	5367292.07	326.00	0	500	90.9	90.9	0.0	0.0	84.5	9.1	2.2	0.0	0.0	4.8	0.0	-0.0	-9.7	-9.7
828	481084.32	5367463.58	320.00	0	500	91.2	91.2	0.0	0.0	84.8	9.5	2.2	0.0	0.0	4.8	0.0	-0.0	-10.1	-10.1
829	480004.97	5367301.58	322.00	0	500	89.4	89.4	0.0	0.0	83.1	7.7	2.2	0.0	0.0	4.8	0.0	-0.0	-8.4	-8.4
830	479321.79	5367499.11	330.00	0	500	87.8	87.8	0.0	0.0	81.4	6.4	2.2	0.0	0.0	4.8	0.0	-0.0	-7.0	-7.0
831	479644.32	5367405.86	326.00	0	500	88.6	88.6	0.0	0.0	82.2	7.0	2.2	0.0	0.0	4.8	0.0	-0.0	-7.7	-7.7
832	480546.52	5367145.00	326.00	0	500	90.5	90.5	0.0	0.0	84.2	8.8	2.2	0.0	0.0	4.8	0.0	-0.0	-9.5	-9.5
833	477287.50	5368539.07	342.00	0	500	78.0	78.0	0.0	0.0	71.6	2.1	2.2	0.0	0.0	27.2	0.0	-0.0	-25.2	-25.2
834	477915.32	5368127.13	358.00	0	500	82.5	82.5	0.0	0.0	76.2	3.5	2.2	0.0	0.0	7.5	0.0	-0.0	-6.9	-6.9
835	480565.79	5367139.43	326.00	0	500	90.5	90.5	0.0	0.0	84.2	8.8	2.2	0.0	0.0	4.8	0.0	-0.0	-9.5	-9.5
836	480939.18	5367385.85	322.00	0	500	90.9	90.9	0.0	0.0	84.6	9.3	2.2	0.0	0.0	4.8	0.0	-0.0	-10.0	-10.0
837	478757.58	5367662.25	335.81	0	500	86.1	86.1	0.0	0.0	79.8	5.3	2.2	0.0	0.0	4.9	0.0	-0.0	-6.2	-6.2
838	479463.46	5367458.15	328.00	0	500	88.1	88.1	0.0	0.0	81.8	6.7	2.2	0.0	0.0	4.8	0.0	-0.0	-7.4	-7.4
839	481106.94	5367469.33	320.00	0	500	91.1	91.1	0.0	0.0	84.9	9.5	2.2	0.0	0.0	4.8	0.0	-0.0	-10.2	-10.2
840	478637.34	5367697.01	339.41	0	500	85.7	85.7	0.0	0.0	79.5	5.1	2.2	0.0	0.0	5.1	0.0	-0.0	-6.1	-6.1
841	479605.42	5367417.10	326.00	0	500	88.4	88.4	0.0	0.0	82.1	7.0	2.2	0.0	0.0	4.8	0.0	-0.0	-7.7	-7.7
842	478497.37	5367737.48	340.70	0	500	85.2	85.2	0.0	0.0	79.0	4.8	2.2	0.0	0.0	6.9	0.0	-0.0	-7.8	-7.8
843	480825.61	5367310.14	325.78	0	500	90.7	90.7	0.0	0.0	84.5	9.1	2.2	0.0	0.0	4.8	0.0	-0.0	-9.9	-9.9
844	480763.34	5367268.63	326.00	0	500	90.7	90.7	0.0	0.0	84.4	9.1	2.2	0.0	0.0	4.8	0.0	-0.0	-9.8	-9.8
845	478804.68	5367648.63	334.99	0	500	86.2	86.2	0.0	0.0	80.0	5.4	2.2	0.0	0.0	4.9	0.0	-0.0	-6.3	-6.3
846	481226.12	5367499.62	318.00	0	500	91.2	91.2	0.0	0.0	85.0	9.7	2.2	0.0	0.0	4.8	0.0	-0.0	-10.5	-10.5
847	479573.41	5367426.36	326.00	0	500	88.3	88.3	0.0	0.0	82.1	6.9	2.2	0.0	0.0	4.8	0.0	-0.0	-7.7	-7.7
848	481589.40	5367608.15	317.87	0	500	91.7	91.7	0.0	0.0	85.5	10.3	2.2	0.0	0.0	4.8	0.0	-0.0	-11.1	-11.1
849	479380.51	5367482.13	330.12	0	500	87.8	87.8	0.0	0.0	81.6	6.5	2.2	0.0	0.0	4.8	0.0	-0.0	-7.3	-7.3
850	478012.92	5368061.23	358.00	0	500	82.9	82.9	0.0	0.0	76.7	3.7	2.2	0.0	0.0	6.1	0.0	-0.0	-5.9	-5.9
851	478827.33	5367642.08	335.43	0	500	86.2	86.2	0.0	0.0	80.0	5.5	2.2	0.0	0.0	4.9	0.0	-0.0	-6.4	-6.4
852	477539.60	5368380.82	360.11	0	500	79.9	79.9	0.0	0.0	73.7	2.6	2.2	0.0	0.0	6.8	0.0	-0.0	-5.5	-5.5
853	477468.96	5368428.52	350.60	0	500	79.3	79.3	0.0	0.0	73.2	2.5	2.2	0.0	0.0	12.5	0.0	-0.0	-11.1	-11.1
854	479983.50	5367307.79	322.00	0	500	89.2	89.2	0.0	0.0	83.0	7.7	2.2	0.0	0.0	4.8	0.0	-0.0	-8.5	-8.5
855	480452.05	5367172.31	325.94	0	500	90.2	90.2	0.0	0.0	84.0	8.6	2.2	0.0	0.0	4.8	0.0	-0.0	-9.4	-9.4
856	481101.57	5367467.96	320.00	0	500	91.0	91.0	0.0	0.0	84.8	9.5	2.2	0.0	0.0	4.8	0.0	-0.0	-10.4	-10.4
857	480971.09	5367407.13	322.00	0	500	90.8	90.8	0.0	0.0	84.7	9.3	2.2	0.0	0.0	4.8	0.0	-0.0	-10.2	-10.2
858	478855.30	5367633.99	335.75	0	500	86.2	86.2	0.0	0.0	80.1	5.5	2.2	0.0	0.0	4.9	0.0	-0.0	-6.5	-6.5
859	478372.06	5367818.73	344.71	0	500	84.6	84.6	0.0	0.0	78.5	4.6	2.2	0.0	0.0	7.3	0.0	-0.0	-8.0	-8.0
860	478558.22	5367719.89	338.03	0	500	85.3	85.3	0.0	0.0	79.2	5.0	2.2	0.0	0.0	6.8	0.0	-0.0	-7.9	-7.9
861	479150.04	5367548.77	325.03	0	500	87.1	87.1	0.0	0.0	81.0	6.1	2.2	0.0	0.0	10.6	0.0	-0.0	-12.9	-12.9
862	478460.07	5367759.31	341.10	0	500	84.9	84.9	0.0	0.0	78.9	4.8	2.2	0.0	0.0	14.3	0.0	-0.0	-15.2	-15.2
863	478769.64	5367658.76	335.48	0	500	85.9	85.9	0.0	0.0	79.9	5.4	2.2	0.0	0.0	4.9	0.0	-0.0	-6.5	-6.5
864	481328.48	5367525.64	314.00	0	500	91.2	91.2	0.0	0.0	85.2	9.9	2.2	0.0	0.0	4.8	0.0	-0.0	-10.8	-10.8
865	480795.74	5367290.22	326.00	0	500	90.5	90.5	0.0	0.0	84.5	9.1	2.2	0.0	0.0	4.8	0.0	-0.0	-10.1	-10.1
866	478826.21	5367642.40	335.47	0	500	86.1	86.1	0.0	0.0	80.0	5.5	2.2	0.0	0.0	4.9	0.0	-0.0	-6.5	-6.5
867	480838.11	5367318.47	324.00	0	500	90.5	90.5	0.0	0.0	84.5	9.2	2.2	0.0	0.0	4.8	0.0	-0.0	-10.1	-10.1
868	478833.90	5367640.18	335.49	0	500	86.1	86.1	0.0	0.0	80.1	5.5	2.2	0.0	0.0	4.9	0.0	-0.0	-6.6	-6.6
869	481573.13	5367598.45	317.75	0	500	91.5	91.5	0.0	0.0	85.5	10.3	2.2	0.0	0.0	4.8	0.0	-0.0	-11.3	-11.3
870	478993.43	5367594.05	332.00	0	500	86.5	86.5	0.0	0.0	80.5	5.8	2.2	0.0	0.0	4.8	0.0	-0.0	-6.8	-6.8
871	481581.84	5367603.64	318.06	0	500	91.5	91.5	0.0	0.0	85.5	10.3	2.2	0.0	0.0	4.8	0.0	-0.0	-11.3	-11.3
872	477943.70	5368107.97	356.07	0	500	82.3	82.3	0.0	0.0	76.3	3.6	2.2	0.0	0.0	9.2	0.0	-0.0	-9.0	-9.0
873	479648.36	5367404.69	326.00	0	500	88.2	88.2	0.0	0.0	82.3	7.0	2.2	0.0	0.0	4.8	0.0	-0.0	-8.1	-8.1
874	479105.44	5367561.67	326.50	0	500	86.8	86.8	0.0	0.0	80.8	6.0	2.2	0.0	0.0	12.4	0.0	-0.0	-14.6	-14.6
875	477743.07	5368243.44	366.00	0	500	81.1	81.1	0.0	0.0	75.1	3.1	2.2	0.0	0.0	4.8	0.0	-0.0	-4.2	-4.2
876	480949.85	5367392.96	322.00	0	500	90.6	90.6	0.0	0.0	84.7	9.3	2.2	0.0	0.0	4.8	0.0	-0.0	-10.3	-10.3
877	477912.99	5368128.70	358.00	0	500	82.1	82.1	0.0	0.0	76.2	3.5	2.2	0.0	0.0	7.6	0.0	-0.0	-7.4	-7.4
878	480316.39	5367211.54	324.00	0	500	89.7	89.7	0.0	0.0	83.7	8.3	2.2	0.0	0.0	4.8	0.0	-0.0	-9.4	-9.4
879	478711.69	5367675.51	335.01	0	500	85.6	85.6	0.0	0.0	79.7	5.3	2.2	0.0	0.0	5.0	0.0	-0.0	-6.5	-6.5
880	478675.83	5367685.88	336.86	0	500	85.5	85.5	0.0	0.0	79.6	5.2	2.2	0.0	0.0	5.0	0.0	-0.0	-6.5	-6.5
881	478437.93	5367774.26	342.00	0	500	84.7	84.7	0.0	0.0	78.8	4.7	2.2	0.0	0.0	15.8	0.0	-0.0	-16.9	-16.9

Line Source, ISO 9613, Name: "HaulTruck2", ID: "Yr3_HaulTruck2"																				
Nr.	X (m)	Y (m)	Z (m)	Refl.	Freq. (Hz)	LxT dB(A)	LxN dB(A)	K0 (dB)	Dc (dB)	Adiv (dB)	Aatm (dB)	Agr (dB)	Afol (dB)	Ahous (dB)	Abar (dB)	Cmet (dB)	RL (dB)	LrT dB(A)	LrN dB(A)	
882	479440.38	5367464.82	329.66	0	500	87.6	87.6	0.0	0.0	81.7	6.6	2.2	0.0	0.0	4.8	0.0	-0.0	-7.7	-7.7	
883	477513.86	5368398.21	354.19	0	500	79.4	79.4	0.0	0.0	73.5	2.6	2.2	0.0	0.0	9.3	0.0	-0.0	-8.2	-8.2	
884	480009.39	5367300.30	322.00	0	500	89.0	89.0	0.0	0.0	83.1	7.7	2.2	0.0	0.0	4.8	0.0	-0.0	-8.9	-8.9	
885	481060.07	5367457.41	320.00	0	500	90.7	90.7	0.0	0.0	84.8	9.4	2.2	0.0	0.0	4.8	0.0	-0.0	-10.6	-10.6	
886	478187.81	5367943.14	352.00	0	500	83.5	83.5	0.0	0.0	77.6	4.1	2.2	0.0	0.0	11.7	0.0	-0.0	-12.2	-12.2	
887	480892.53	5367354.75	324.00	0	500	90.5	90.5	0.0	0.0	84.6	9.2	2.2	0.0	0.0	4.8	0.0	-0.0	-10.3	-10.3	
888	479676.24	5367396.63	326.00	0	500	88.2	88.2	0.0	0.0	82.3	7.1	2.2	0.0	0.0	4.8	0.0	-0.0	-8.2	-8.2	
889	478112.55	5367993.96	356.00	0	500	83.1	83.1	0.0	0.0	77.3	4.0	2.2	0.0	0.0	5.5	0.0	-0.0	-5.9	-5.9	
890	481595.11	5367611.55	317.68	0	500	91.4	91.4	0.0	0.0	85.6	10.3	2.2	0.0	0.0	4.8	0.0	-0.0	-11.5	-11.5	
891	481017.53	5367438.08	320.00	0	500	90.6	90.6	0.0	0.0	84.7	9.4	2.2	0.0	0.0	4.8	0.0	-0.0	-10.5	-10.5	
892	479674.03	5367397.27	326.00	0	500	88.1	88.1	0.0	0.0	82.3	7.1	2.2	0.0	0.0	4.8	0.0	-0.0	-8.3	-8.3	
893	477419.13	5368462.17	348.00	0	500	78.6	78.6	0.0	0.0	72.8	2.4	2.2	0.0	0.0	16.9	0.0	-0.0	-15.7	-15.7	
894	478515.16	5367732.34	340.00	0	500	84.9	84.9	0.0	0.0	79.1	4.9	2.2	0.0	0.0	6.9	0.0	-0.0	-8.2	-8.2	
895	479801.60	5367360.38	324.00	0	500	88.4	88.4	0.0	0.0	82.6	7.3	2.2	0.0	0.0	4.8	0.0	-0.0	-8.5	-8.5	
896	480682.78	5367159.62	326.49	0	500	90.2	90.2	0.0	0.0	84.4	9.0	2.2	0.0	0.0	4.8	0.0	-0.0	-10.2	-10.2	
897	478023.98	5368053.76	358.00	0	500	82.6	82.6	0.0	0.0	76.8	3.8	2.2	0.0	0.0	6.0	0.0	-0.0	-6.2	-6.2	
898	478000.77	5368069.44	357.41	0	500	82.5	82.5	0.0	0.0	76.7	3.7	2.2	0.0	0.0	6.3	0.0	-0.0	-6.4	-6.4	
899	478357.61	5367828.49	343.95	0	500	84.2	84.2	0.0	0.0	78.4	4.5	2.2	0.0	0.0	7.6	0.0	-0.0	-8.6	-8.6	
900	481324.95	5367524.74	314.00	0	500	90.9	90.9	0.0	0.0	85.2	9.9	2.2	0.0	0.0	4.8	0.0	-0.0	-11.1	-11.1	
901	477687.97	5368280.64	368.84	0	500	80.5	80.5	0.0	0.0	74.8	3.0	2.2	0.0	0.0	4.8	0.0	-0.0	-4.3	-4.3	
902	479138.55	5367552.09	323.74	0	500	86.7	86.7	0.0	0.0	81.0	6.1	2.2	0.0	0.0	13.5	0.0	-0.0	-16.1	-16.1	
903	480973.81	5367408.94	322.00	0	500	90.4	90.4	0.0	0.0	84.7	9.3	2.2	0.0	0.0	4.8	0.0	-0.0	-10.6	-10.6	
904	481076.48	5367461.58	320.00	0	500	90.5	90.5	0.0	0.0	84.8	9.5	2.2	0.0	0.0	4.8	0.0	-0.0	-10.7	-10.7	
905	478307.17	5367862.55	339.28	0	500	83.9	83.9	0.0	0.0	78.2	4.4	2.2	0.0	0.0	12.5	0.0	-0.0	-13.4	-13.4	
906	480550.35	5367143.89	326.00	0	500	89.9	89.9	0.0	0.0	84.2	8.8	2.2	0.0	0.0	4.8	0.0	-0.0	-10.1	-10.1	
907	479300.13	5367505.37	328.00	0	500	87.1	87.1	0.0	0.0	81.4	6.4	2.2	0.0	0.0	4.8	0.0	-0.0	-7.7	-7.7	
908	481024.18	5367442.51	320.00	0	500	90.4	90.4	0.0	0.0	84.7	9.4	2.2	0.0	0.0	4.8	0.0	-0.0	-10.7	-10.7	
909	480226.49	5367237.53	323.32	0	500	89.2	89.2	0.0	0.0	83.5	8.2	2.2	0.0	0.0	4.8	0.0	-0.0	-9.5	-9.5	
910	478389.49	5367806.97	345.87	0	500	84.2	84.2	0.0	0.0	78.6	4.6	2.2	0.0	0.0	5.1	0.0	-0.0	-6.2	-6.2	
911	480783.88	5367282.32	326.00	0	500	90.1	90.1	0.0	0.0	84.5	9.1	2.2	0.0	0.0	4.8	0.0	-0.0	-10.4	-10.4	
912	481569.17	5367596.09	317.47	0	500	91.2	91.2	0.0	0.0	85.5	10.3	2.2	0.0	0.0	4.8	0.0	-0.0	-11.6	-11.6	
913	478857.16	5367633.45	335.70	0	500	85.8	85.8	0.0	0.0	80.1	5.5	2.2	0.0	0.0	4.9	0.0	-0.0	-7.0	-7.0	
914	479799.74	5367360.92	324.00	0	500	88.3	88.3	0.0	0.0	82.6	7.3	2.2	0.0	0.0	4.8	0.0	-0.0	-8.7	-8.7	
915	479671.66	5367397.95	326.00	0	500	88.0	88.0	0.0	0.0	82.3	7.1	2.2	0.0	0.0	4.8	0.0	-0.0	-8.4	-8.4	
916	479346.00	5367492.11	331.45	0	500	87.1	87.1	0.0	0.0	81.5	6.5	2.2	0.0	0.0	4.8	0.0	-0.0	-7.8	-7.8	
917	479148.74	5367549.15	324.89	0	500	86.6	86.6	0.0	0.0	81.0	6.1	2.2	0.0	0.0	10.7	0.0	-0.0	-13.4	-13.4	
918	480843.81	5367322.27	324.00	0	500	90.1	90.1	0.0	0.0	84.5	9.2	2.2	0.0	0.0	4.8	0.0	-0.0	-10.5	-10.5	
919	481219.22	5367497.87	318.00	0	500	90.6	90.6	0.0	0.0	85.0	9.7	2.2	0.0	0.0	4.8	0.0	-0.0	-11.1	-11.1	
920	481477.77	5367563.59	316.00	0	500	91.0	91.0	0.0	0.0	85.4	10.1	2.2	0.0	0.0	4.8	0.0	-0.0	-11.5	-11.5	
921	478770.66	5367658.46	335.49	0	500	85.5	85.5	0.0	0.0	79.9	5.4	2.2	0.0	0.0	4.9	0.0	-0.0	-6.9	-6.9	
922	479100.76	5367563.02	327.00	0	500	86.4	86.4	0.0	0.0	80.8	6.0	2.2	0.0	0.0	12.5	0.0	-0.0	-15.1	-15.1	
923	478028.42	5368050.77	358.00	0	500	82.4	82.4	0.0	0.0	76.8	3.8	2.2	0.0	0.0	6.0	0.0	-0.0	-6.4	-6.4	
924	480539.64	5367146.99	326.65	0	500	89.8	89.8	0.0	0.0	84.2	8.8	2.2	0.0	0.0	4.8	0.0	-0.0	-10.2	-10.2	
925	479485.75	5367451.70	328.00	0	500	87.4	87.4	0.0	0.0	81.8	6.7	2.2	0.0	0.0	4.8	0.0	-0.0	-8.1	-8.1	
926	481029.28	5367445.92	320.00	0	500	90.3	90.3	0.0	0.0	84.8	9.4	2.2	0.0	0.0	4.8	0.0	-0.0	-10.8	-10.8	
927	481095.16	5367466.33	320.00	0	500	90.4	90.4	0.0	0.0	84.8	9.5	2.2	0.0	0.0	4.8	0.0	-0.0	-10.9	-10.9	
928	480002.78	5367302.21	322.00	0	500	88.6	88.6	0.0	0.0	83.1	7.7	2.2	0.0	0.0	4.8	0.0	-0.0	-9.2	-9.2	
929	479161.97	5367545.32	326.00	0	500	86.6	86.6	0.0	0.0	81.0	6.1	2.2	0.0	0.0	10.1	0.0	-0.0	-12.9	-12.9	
930	479042.30	5367579.92	330.69	0	500	86.2	86.2	0.0	0.0	80.7	5.9	2.2	0.0	0.0	4.8	0.0	-0.0	-7.3	-7.3	
931	481395.77	5367542.74	314.00	0	500	90.8	90.8	0.0	0.0	85.3	10.0	2.2	0.0	0.0	4.8	0.0	-0.0	-11.4	-11.4	
932	477555.92	5368369.81	361.79	0	500	79.4	79.4	0.0	0.0	73.8	2.7	2.2	0.0	0.0	6.2	0.0	-0.0	-5.6	-5.6	
933	480850.57	5367326.78	324.00	0	500	90.0	90.0	0.0	0.0	84.5	9.2	2.2	0.0	0.0	4.8	0.0	-0.0	-10.7	-10.7	
934	477811.31	5368197.36	362.00	0	500	81.0	81.0	0.0	0.0	75.6	3.3	2.2	0.0	0.0	9.0	0.0	-0.0	-9.1	-9.1	
935	481184.10	5367488.94	318.00	0	500	90.4	90.4	0.0	0.0	85.0	9.6	2.2	0.0	0.0	4.8	0.0	-0.0	-11.2	-11.2	
936	480012.61	5367299.37	322.00	0	500	88.5	88.5	0.0	0.0	83.1	7.8	2.2	0.0	0.0	4.8	0.0	-0.0	-9.3	-9.3	
937	478650.69	5367693.15	338.94	0	500	84.9	84.9	0.0	0.0	79.5	5.1	2.2	0.0	0.0	5.1	0.0	-0.0	-7.0	-7.0	
938	481514.17	5367572.84	317.18	0	500	90.8	90.8	0.0	0.0	85.5	10.2	2.2	0.0	0.0	4.8	0.0	-0.0	-11.8	-11.8	
939	480673.59	5367156.39	326.43	0	500	89.8	89.8	0.0	0.0	84.4	9.0	2.2	0.0	0.0	4.8	0.0	-0.0	-10.6	-10.6	
940	480007.12	5367300.96	322.00	0	500	88.4	88.4	0.0	0.0	83.1	7.7	2.2	0.0	0.0	4.8	0.0	-0.0	-9.4	-9.4	
941	480922.96	5367375.04	322.00	0	500	90.0	90.0	0.0	0.0	84.6	9.3	2.2	0.0	0.0	4.8	0.0	-0.0	-10.9	-10.9	

Line Source, ISO 9613, Name: "HaulTruck2", ID: "Yr3_HaulTruck2"																			
Nr.	X (m)	Y (m)	Z (m)	Refl.	Freq. (Hz)	LxT dB(A)	LxN dB(A)	K0 (dB)	Dc (dB)	Adiv (dB)	Aatm (dB)	Agr (dB)	Afol (dB)	Ahous (dB)	Abar (dB)	Cmet (dB)	RL (dB)	LrT dB(A)	LrN dB(A)
942	478542.88	5367724.32	339.19	0	500	84.5	84.5	0.0	0.0	79.2	4.9	2.2	0.0	0.0	6.8	0.0	-0.0	-8.7	-8.7
943	478822.88	5367643.36	335.45	0	500	85.4	85.4	0.0	0.0	80.0	5.5	2.2	0.0	0.0	4.9	0.0	-0.0	-7.2	-7.2
944	480801.08	5367293.78	326.00	0	500	89.8	89.8	0.0	0.0	84.5	9.1	2.2	0.0	0.0	4.8	0.0	-0.0	-10.8	-10.8
945	479369.27	5367485.38	330.60	0	500	86.9	86.9	0.0	0.0	81.6	6.5	2.2	0.0	0.0	4.8	0.0	-0.0	-8.2	-8.2
946	478731.15	5367669.89	335.59	0	500	85.1	85.1	0.0	0.0	79.8	5.3	2.2	0.0	0.0	5.0	0.0	-0.0	-7.1	-7.1
947	479056.91	5367575.70	330.00	0	500	86.0	86.0	0.0	0.0	80.7	5.9	2.2	0.0	0.0	4.8	0.0	-0.0	-7.6	-7.6
948	480872.68	5367341.52	324.00	0	500	89.9	89.9	0.0	0.0	84.6	9.2	2.2	0.0	0.0	4.8	0.0	-0.0	-10.9	-10.9
949	478972.38	5367600.14	333.61	0	500	85.8	85.8	0.0	0.0	80.5	5.7	2.2	0.0	0.0	4.8	0.0	-0.0	-7.5	-7.5
950	480729.97	5367219.29	327.34	0	500	89.7	89.7	0.0	0.0	84.4	9.0	2.2	0.0	0.0	4.8	0.0	-0.0	-10.8	-10.8
951	478459.40	5367759.76	341.16	0	500	84.1	84.1	0.0	0.0	78.9	4.8	2.2	0.0	0.0	14.4	0.0	-0.0	-16.1	-16.1
952	478467.06	5367754.59	341.26	0	500	84.2	84.2	0.0	0.0	78.9	4.8	2.2	0.0	0.0	7.3	0.0	-0.0	-9.1	-9.1
953	480885.93	5367350.35	324.00	0	500	89.8	89.8	0.0	0.0	84.6	9.2	2.2	0.0	0.0	4.8	0.0	-0.0	-10.9	-10.9
954	481482.09	5367564.68	316.00	0	500	90.7	90.7	0.0	0.0	85.4	10.1	2.2	0.0	0.0	4.8	0.0	-0.0	-11.9	-11.9
955	478786.57	5367653.86	335.09	0	500	85.2	85.2	0.0	0.0	79.9	5.4	2.2	0.0	0.0	4.9	0.0	-0.0	-7.3	-7.3
956	478089.93	5368009.24	356.84	0	500	82.4	82.4	0.0	0.0	77.1	3.9	2.2	0.0	0.0	5.6	0.0	-0.0	-6.5	-6.5
957	481304.45	5367519.53	316.00	0	500	90.4	90.4	0.0	0.0	85.1	9.8	2.2	0.0	0.0	4.8	0.0	-0.0	-11.6	-11.6
958	481177.38	5367487.23	318.00	0	500	90.2	90.2	0.0	0.0	85.0	9.6	2.2	0.0	0.0	4.8	0.0	-0.0	-11.4	-11.4
959	481153.87	5367481.26	318.00	0	500	90.2	90.2	0.0	0.0	84.9	9.6	2.2	0.0	0.0	4.8	0.0	-0.0	-11.3	-11.3
960	479089.52	5367566.27	328.00	0	500	86.0	86.0	0.0	0.0	80.8	6.0	2.2	0.0	0.0	4.8	0.0	-0.0	-7.7	-7.7
961	478007.54	5368064.86	357.67	0	500	81.9	81.9	0.0	0.0	76.7	3.7	2.2	0.0	0.0	6.2	0.0	-0.0	-6.9	-6.9
962	480803.31	5367295.27	326.00	0	500	89.7	89.7	0.0	0.0	84.5	9.1	2.2	0.0	0.0	4.8	0.0	-0.0	-10.9	-10.9
963	478111.70	5367994.53	356.00	0	500	82.5	82.5	0.0	0.0	77.3	4.0	2.2	0.0	0.0	5.5	0.0	-0.0	-6.5	-6.5
964	481187.99	5367489.93	318.00	0	500	90.2	90.2	0.0	0.0	85.0	9.6	2.2	0.0	0.0	4.8	0.0	-0.0	-11.4	-11.4
965	477706.63	5368268.04	368.00	0	500	80.1	80.1	0.0	0.0	74.9	3.0	2.2	0.0	0.0	4.8	0.0	-0.0	-4.9	-4.9
966	481404.75	5367545.02	314.00	0	500	90.5	90.5	0.0	0.0	85.3	10.0	2.2	0.0	0.0	4.8	0.0	-0.0	-11.8	-11.8
967	479135.60	5367552.95	323.49	0	500	86.1	86.1	0.0	0.0	80.9	6.0	2.2	0.0	0.0	13.7	0.0	-0.0	-16.8	-16.8
968	479296.11	5367506.54	328.00	0	500	86.5	86.5	0.0	0.0	81.4	6.4	2.2	0.0	0.0	4.8	0.0	-0.0	-8.2	-8.2
969	481347.06	5367530.36	314.00	0	500	90.4	90.4	0.0	0.0	85.2	9.9	2.2	0.0	0.0	4.8	0.0	-0.0	-11.7	-11.7
970	478007.18	5368065.11	357.68	0	500	81.9	81.9	0.0	0.0	76.7	3.7	2.2	0.0	0.0	6.2	0.0	-0.0	-7.0	-7.0
971	478728.90	5367670.54	335.59	0	500	84.9	84.9	0.0	0.0	79.8	5.3	2.2	0.0	0.0	5.0	0.0	-0.0	-7.3	-7.3
972	480828.08	5367311.78	325.43	0	500	89.7	89.7	0.0	0.0	84.5	9.1	2.2	0.0	0.0	4.8	0.0	-0.0	-11.0	-11.0
973	479628.62	5367410.39	326.00	0	500	87.3	87.3	0.0	0.0	82.2	7.0	2.2	0.0	0.0	4.8	0.0	-0.0	-8.9	-8.9
974	480962.06	5367401.10	322.00	0	500	89.8	89.8	0.0	0.0	84.7	9.3	2.2	0.0	0.0	4.8	0.0	-0.0	-11.2	-11.2
975	481214.06	5367496.56	318.00	0	500	90.2	90.2	0.0	0.0	85.0	9.7	2.2	0.0	0.0	4.8	0.0	-0.0	-11.5	-11.5
976	480525.44	5367151.09	326.00	0	500	89.3	89.3	0.0	0.0	84.1	8.8	2.2	0.0	0.0	4.8	0.0	-0.0	-10.6	-10.6
977	480139.73	5367262.61	322.00	0	500	88.5	88.5	0.0	0.0	83.4	8.0	2.2	0.0	0.0	4.8	0.0	-0.0	-9.9	-9.9
978	480770.95	5367273.70	326.00	0	500	89.6	89.6	0.0	0.0	84.5	9.1	2.2	0.0	0.0	4.8	0.0	-0.0	-10.9	-10.9
979	478110.00	5367995.68	356.00	0	500	82.3	82.3	0.0	0.0	77.2	3.9	2.2	0.0	0.0	5.5	0.0	-0.0	-6.6	-6.6
980	480589.56	5367132.55	326.00	0	500	89.4	89.4	0.0	0.0	84.3	8.9	2.2	0.0	0.0	4.8	0.0	-0.0	-10.8	-10.8
981	480916.56	5367370.77	322.00	0	500	89.7	89.7	0.0	0.0	84.6	9.2	2.2	0.0	0.0	4.8	0.0	-0.0	-11.2	-11.2
982	480787.29	5367284.59	326.00	0	500	89.5	89.5	0.0	0.0	84.5	9.1	2.2	0.0	0.0	4.8	0.0	-0.0	-11.0	-11.0
983	480768.46	5367272.04	326.00	0	500	89.5	89.5	0.0	0.0	84.5	9.1	2.2	0.0	0.0	4.8	0.0	-0.0	-11.0	-11.0
984	481615.20	5367623.52	316.00	0	500	90.6	90.6	0.0	0.0	85.6	10.3	2.2	0.0	0.0	4.8	0.0	-0.0	-12.3	-12.3
985	481524.50	5367575.46	317.26	0	500	90.5	90.5	0.0	0.0	85.5	10.2	2.2	0.0	0.0	4.8	0.0	-0.0	-12.1	-12.1
986	478388.91	5367807.36	345.88	0	500	83.6	83.6	0.0	0.0	78.5	4.6	2.2	0.0	0.0	5.1	0.0	-0.0	-6.8	-6.8
987	478745.14	5367665.84	335.70	0	500	84.8	84.8	0.0	0.0	79.8	5.3	2.2	0.0	0.0	4.9	0.0	-0.0	-7.4	-7.4
988	479097.37	5367564.00	327.43	0	500	85.9	85.9	0.0	0.0	80.8	6.0	2.2	0.0	0.0	12.7	0.0	-0.0	-15.8	-15.8
989	478112.11	5367994.26	356.00	0	500	82.3	82.3	0.0	0.0	77.3	4.0	2.2	0.0	0.0	5.5	0.0	-0.0	-6.7	-6.7
990	480928.70	5367378.86	322.00	0	500	89.6	89.6	0.0	0.0	84.6	9.3	2.2	0.0	0.0	4.8	0.0	-0.0	-11.2	-11.2
991	479183.56	5367539.08	326.35	0	500	86.1	86.1	0.0	0.0	81.1	6.1	2.2	0.0	0.0	4.8	0.0	-0.0	-8.1	-8.1
992	481409.60	5367546.26	314.00	0	500	90.3	90.3	0.0	0.0	85.3	10.0	2.2	0.0	0.0	4.8	0.0	-0.0	-12.0	-12.0
993	481053.78	5367455.81	320.00	0	500	89.8	89.8	0.0	0.0	84.8	9.4	2.2	0.0	0.0	4.8	0.0	-0.0	-11.4	-11.4
994	478260.89	5367893.80	339.49	0	500	82.9	82.9	0.0	0.0	78.0	4.3	2.2	0.0	0.0	15.3	0.0	-0.0	-16.8	-16.8
995	478771.55	5367658.21	335.48	0	500	84.8	84.8	0.0	0.0	79.9	5.4	2.2	0.0	0.0	4.9	0.0	-0.0	-7.5	-7.5
996	479348.47	5367491.40	331.59	0	500	86.4	86.4	0.0	0.0	81.5	6.5	2.2	0.0	0.0	4.8	0.0	-0.0	-8.5	-8.5
997	478768.70	5367659.03	335.46	0	500	84.8	84.8	0.0	0.0	79.9	5.4	2.2	0.0	0.0	4.9	0.0	-0.0	-7.6	-7.6
998	478978.47	5367598.38	333.44	0	500	85.4	85.4	0.0	0.0	80.5	5.8	2.2	0.0	0.0	4.8	0.0	-0.0	-7.8	-7.8
999	480861.47	5367334.04	324.00	0	500	89.5	89.5	0.0	0.0	84.5	9.2	2.2	0.0	0.0	4.8	0.0	-0.0	-11.3	-11.3
1000	481211.29	5367495.85	318.00	0	500	89.9	89.9	0.0	0.0	85.0	9.7	2.2	0.0	0.0	4.8	0.0	-0.0	-11.8	-11.8
1001	477960.75	5368096.46	356.00	0	500	81.3	81.3	0.0	0.0	76.5	3.6	2.2	0.0	0.0	8.6	0.0	-0.0	-9.6	-9.6

Line Source, ISO 9613, Name: "HaulTruck2", ID: "Yr3_HaulTruck2"																			
Nr.	X (m)	Y (m)	Z (m)	Refl.	Freq. (Hz)	LxT dB(A)	LxN dB(A)	K0 (dB)	Dc (dB)	Adiv (dB)	Aatm (dB)	Agr (dB)	Afol (dB)	Ahous (dB)	Abar (dB)	Cmet (dB)	RL (dB)	LrT dB(A)	LrN dB(A)
1002	479347.28	5367491.74	331.52	0	500	86.3	86.3	0.0	0.0	81.5	6.5	2.2	0.0	0.0	4.8	0.0	-0.0	-8.6	-8.6
1003	479367.09	5367486.01	330.69	0	500	86.4	86.4	0.0	0.0	81.5	6.5	2.2	0.0	0.0	4.8	0.0	-0.0	-8.7	-8.7
1004	481064.61	5367458.57	320.00	0	500	89.6	89.6	0.0	0.0	84.8	9.4	2.2	0.0	0.0	4.8	0.0	-0.0	-11.6	-11.6
1005	479836.50	5367350.29	322.00	0	500	87.5	87.5	0.0	0.0	82.7	7.4	2.2	0.0	0.0	12.0	0.0	-0.0	-16.8	-16.8
1006	478254.62	5367898.04	340.00	0	500	82.8	82.8	0.0	0.0	78.0	4.3	2.2	0.0	0.0	16.2	0.0	-0.0	-17.9	-17.9
1007	478455.26	5367762.56	341.49	0	500	83.7	83.7	0.0	0.0	78.8	4.8	2.2	0.0	0.0	14.6	0.0	-0.0	-16.8	-16.8
1008	480792.27	5367287.91	326.00	0	500	89.3	89.3	0.0	0.0	84.5	9.1	2.2	0.0	0.0	4.8	0.0	-0.0	-11.3	-11.3
1009	481000.42	5367426.68	321.77	0	500	89.5	89.5	0.0	0.0	84.7	9.4	2.2	0.0	0.0	4.8	0.0	-0.0	-11.6	-11.6
1010	478110.39	5367995.42	356.00	0	500	82.0	82.0	0.0	0.0	77.2	4.0	2.2	0.0	0.0	5.5	0.0	-0.0	-6.9	-6.9
1011	477249.49	5368539.81	344.00	0	500	76.2	76.2	0.0	0.0	71.4	2.0	2.2	0.0	0.0	28.5	0.0	-0.0	-27.9	-27.9
1012	481117.97	5367472.13	320.00	0	500	89.7	89.7	0.0	0.0	84.9	9.5	2.2	0.0	0.0	4.8	0.0	-0.0	-11.7	-11.7
1013	481190.73	5367490.63	318.00	0	500	89.8	89.8	0.0	0.0	85.0	9.7	2.2	0.0	0.0	4.8	0.0	-0.0	-11.9	-11.9
1014	477868.73	5368158.59	360.00	0	500	80.7	80.7	0.0	0.0	75.9	3.4	2.2	0.0	0.0	7.3	0.0	-0.0	-8.2	-8.2
1015	480371.99	5367195.46	326.00	0	500	88.6	88.6	0.0	0.0	83.8	8.5	2.2	0.0	0.0	4.8	0.0	-0.0	-10.7	-10.7
1016	481356.62	5367532.79	314.00	0	500	90.0	90.0	0.0	0.0	85.2	9.9	2.2	0.0	0.0	4.8	0.0	-0.0	-12.2	-12.2
1017	477955.96	5368099.69	356.00	0	500	81.2	81.2	0.0	0.0	76.4	3.6	2.2	0.0	0.0	8.8	0.0	-0.0	-9.9	-9.9
1018	481208.65	5367495.18	318.00	0	500	89.7	89.7	0.0	0.0	85.0	9.7	2.2	0.0	0.0	4.8	0.0	-0.0	-12.0	-12.0
1019	479759.03	5367372.69	326.00	0	500	87.2	87.2	0.0	0.0	82.5	7.3	2.2	0.0	0.0	4.8	0.0	-0.0	-9.6	-9.6
1020	481067.81	5367459.38	320.00	0	500	89.5	89.5	0.0	0.0	84.8	9.5	2.2	0.0	0.0	4.8	0.0	-0.0	-11.8	-11.8
1021	480959.30	5367399.27	322.00	0	500	89.3	89.3	0.0	0.0	84.7	9.3	2.2	0.0	0.0	4.8	0.0	-0.0	-11.6	-11.6
1022	481351.24	5367531.42	314.00	0	500	89.9	89.9	0.0	0.0	85.2	9.9	2.2	0.0	0.0	4.8	0.0	-0.0	-12.2	-12.2
1023	480360.38	5367198.82	325.41	0	500	88.4	88.4	0.0	0.0	83.8	8.4	2.2	0.0	0.0	4.8	0.0	-0.0	-10.8	-10.8
1024	480781.71	5367280.87	326.00	0	500	89.1	89.1	0.0	0.0	84.5	9.1	2.2	0.0	0.0	4.8	0.0	-0.0	-11.4	-11.4
1025	480772.97	5367275.04	326.00	0	500	89.1	89.1	0.0	0.0	84.5	9.1	2.2	0.0	0.0	4.8	0.0	-0.0	-11.5	-11.5
1026	481049.99	5367454.85	320.00	0	500	89.4	89.4	0.0	0.0	84.8	9.4	2.2	0.0	0.0	4.8	0.0	-0.0	-11.8	-11.8
1027	480001.00	5367302.73	322.00	0	500	87.7	87.7	0.0	0.0	83.1	7.7	2.2	0.0	0.0	4.8	0.0	-0.0	-10.1	-10.1
1028	477935.82	5368113.29	357.92	0	500	80.9	80.9	0.0	0.0	76.3	3.5	2.2	0.0	0.0	7.1	0.0	-0.0	-8.4	-8.4
1029	478832.96	5367640.45	335.48	0	500	84.6	84.6	0.0	0.0	80.1	5.5	2.2	0.0	0.0	4.9	0.0	-0.0	-8.0	-8.0
1030	479189.56	5367537.34	326.44	0	500	85.6	85.6	0.0	0.0	81.1	6.2	2.2	0.0	0.0	4.8	0.0	-0.0	-8.6	-8.6
1031	479619.66	5367412.99	326.00	0	500	86.7	86.7	0.0	0.0	82.2	7.0	2.2	0.0	0.0	4.8	0.0	-0.0	-9.5	-9.5
1032	481127.32	5367474.51	320.00	0	500	89.4	89.4	0.0	0.0	84.9	9.5	2.2	0.0	0.0	4.8	0.0	-0.0	-12.0	-12.0
1033	480845.98	5367323.72	324.00	0	500	89.1	89.1	0.0	0.0	84.5	9.2	2.2	0.0	0.0	4.8	0.0	-0.0	-11.6	-11.6
1034	479101.82	5367562.71	326.85	0	500	85.4	85.4	0.0	0.0	80.8	6.0	2.2	0.0	0.0	12.5	0.0	-0.0	-16.2	-16.2
1035	477981.82	5368082.23	356.49	0	500	81.1	81.1	0.0	0.0	76.6	3.7	2.2	0.0	0.0	6.6	0.0	-0.0	-8.0	-8.0
1036	479435.35	5367466.28	330.00	0	500	86.2	86.2	0.0	0.0	81.7	6.6	2.2	0.0	0.0	4.8	0.0	-0.0	-9.1	-9.1
1037	481033.46	5367448.71	320.00	0	500	89.2	89.2	0.0	0.0	84.8	9.4	2.2	0.0	0.0	4.8	0.0	-0.0	-11.9	-11.9
1038	480857.78	5367331.58	324.00	0	500	89.0	89.0	0.0	0.0	84.5	9.2	2.2	0.0	0.0	4.8	0.0	-0.0	-11.7	-11.7
1039	480775.91	5367277.00	326.00	0	500	88.9	88.9	0.0	0.0	84.5	9.1	2.2	0.0	0.0	4.8	0.0	-0.0	-11.6	-11.6
1040	481601.75	5367615.50	316.89	0	500	90.0	90.0	0.0	0.0	85.6	10.3	2.2	0.0	0.0	4.8	0.0	-0.0	-12.9	-12.9
1041	481079.19	5367462.27	320.00	0	500	89.3	89.3	0.0	0.0	84.8	9.5	2.2	0.0	0.0	4.8	0.0	-0.0	-12.0	-12.0
1042	478663.71	5367689.39	338.00	0	500	83.9	83.9	0.0	0.0	79.5	5.2	2.2	0.0	0.0	5.1	0.0	-0.0	-8.1	-8.1
1043	480877.50	5367344.73	324.00	0	500	89.0	89.0	0.0	0.0	84.6	9.2	2.2	0.0	0.0	4.8	0.0	-0.0	-11.8	-11.8
1044	477883.25	5368148.79	359.36	0	500	80.4	80.4	0.0	0.0	76.0	3.4	2.2	0.0	0.0	7.2	0.0	-0.0	-8.5	-8.5
1045	480521.78	5367152.15	326.00	0	500	88.5	88.5	0.0	0.0	84.1	8.7	2.2	0.0	0.0	4.8	0.0	-0.0	-11.4	-11.4
1046	480591.73	5367131.92	326.00	0	500	88.6	88.6	0.0	0.0	84.3	8.9	2.2	0.0	0.0	4.8	0.0	-0.0	-11.5	-11.5
1047	478086.05	5368011.86	356.99	0	500	81.5	81.5	0.0	0.0	77.1	3.9	2.2	0.0	0.0	5.6	0.0	-0.0	-7.4	-7.4
1048	481586.26	5367606.28	317.89	0	500	89.9	89.9	0.0	0.0	85.5	10.3	2.2	0.0	0.0	4.8	0.0	-0.0	-12.9	-12.9
1049	477966.37	5368092.66	356.00	0	500	80.8	80.8	0.0	0.0	76.5	3.6	2.2	0.0	0.0	8.5	0.0	-0.0	-10.0	-10.0
1050	481031.52	5367447.41	320.00	0	500	89.1	89.1	0.0	0.0	84.8	9.4	2.2	0.0	0.0	4.8	0.0	-0.0	-12.0	-12.0
1051	479318.41	5367500.09	330.00	0	500	85.8	85.8	0.0	0.0	81.4	6.4	2.2	0.0	0.0	4.8	0.0	-0.0	-9.1	-9.1
1052	479670.18	5367398.38	326.00	0	500	86.6	86.6	0.0	0.0	82.3	7.1	2.2	0.0	0.0	4.8	0.0	-0.0	-9.7	-9.7
1053	480228.94	5367236.82	323.46	0	500	87.9	87.9	0.0	0.0	83.5	8.2	2.2	0.0	0.0	4.8	0.0	-0.0	-10.8	-10.8
1054	477815.76	5368194.36	362.00	0	500	79.9	79.9	0.0	0.0	75.6	3.3	2.2	0.0	0.0	8.8	0.0	-0.0	-9.9	-9.9
1055	481098.71	5367467.24	320.00	0	500	89.2	89.2	0.0	0.0	84.8	9.5	2.2	0.0	0.0	4.8	0.0	-0.0	-12.2	-12.2
1056	481231.80	5367501.06	318.00	0	500	89.3	89.3	0.0	0.0	85.0	9.7	2.2	0.0	0.0	4.8	0.0	-0.0	-12.5	-12.5
1057	480148.59	5367260.05	322.00	0	500	87.6	87.6	0.0	0.0	83.4	8.0	2.2	0.0	0.0	4.8	0.0	-0.0	-10.8	-10.8
1058	479242.61	5367522.01	327.79	0	500	85.5	85.5	0.0	0.0	81.2	6.3	2.2	0.0	0.0	4.8	0.0	-0.0	-9.0	-9.0
1059	479630.32	5367409.90	326.00	0	500	86.5	86.5	0.0	0.0	82.2	7.0	2.2	0.0	0.0	4.8	0.0	-0.0	-9.8	-9.8
1060	478548.40	5367722.73	338.80	0	500	83.4	83.4	0.0	0.0	79.2	4.9	2.2	0.0	0.0	6.8	0.0	-0.0	-9.8	-9.8
1061	479449.47	5367462.19	328.48	0	500	86.0	86.0	0.0	0.0	81.8	6.7	2.2	0.0	0.0	4.8	0.0	-0.0	-9.4	-9.4

Line Source, ISO 9613, Name: "HaulTruck2", ID: "Yr3_HaulTruck2"																			
Nr.	X (m)	Y (m)	Z (m)	Refl.	Freq. (Hz)	LxT dB(A)	LxN dB(A)	K0 (dB)	Dc (dB)	Adiv (dB)	Aatm (dB)	Agr (dB)	Afol (dB)	Ahous (dB)	Abar (dB)	Cmet (dB)	RL (dB)	LrT dB(A)	LrN dB(A)
1062	481223.13	5367498.86	318.00	0	500	89.3	89.3	0.0	0.0	85.0	9.7	2.2	0.0	0.0	4.8	0.0	-0.0	-12.5	-12.5
1063	481088.79	5367464.71	320.00	0	500	89.1	89.1	0.0	0.0	84.8	9.5	2.2	0.0	0.0	4.8	0.0	-0.0	-12.3	-12.3
1064	481609.17	5367619.92	316.00	0	500	89.8	89.8	0.0	0.0	85.6	10.3	2.2	0.0	0.0	4.8	0.0	-0.0	-13.1	-13.1
1065	481091.00	5367465.28	320.00	0	500	89.0	89.0	0.0	0.0	84.8	9.5	2.2	0.0	0.0	4.8	0.0	-0.0	-12.3	-12.3
1066	480721.86	5367206.61	327.30	0	500	88.6	88.6	0.0	0.0	84.4	9.0	2.2	0.0	0.0	4.8	0.0	-0.0	-11.9	-11.9
1067	480129.91	5367265.45	322.00	0	500	87.5	87.5	0.0	0.0	83.3	8.0	2.2	0.0	0.0	4.8	0.0	-0.0	-10.8	-10.8
1068	480925.37	5367376.65	322.00	0	500	88.8	88.8	0.0	0.0	84.6	9.3	2.2	0.0	0.0	4.8	0.0	-0.0	-12.1	-12.1
1069	481337.95	5367528.05	314.00	0	500	89.3	89.3	0.0	0.0	85.2	9.9	2.2	0.0	0.0	4.8	0.0	-0.0	-12.7	-12.7
1070	481539.68	5367579.32	317.19	0	500	89.6	89.6	0.0	0.0	85.5	10.2	2.2	0.0	0.0	4.8	0.0	-0.0	-13.1	-13.1
1071	481611.47	5367621.29	316.00	0	500	89.7	89.7	0.0	0.0	85.6	10.3	2.2	0.0	0.0	4.8	0.0	-0.0	-13.2	-13.2
1072	480135.21	5367263.92	322.00	0	500	87.5	87.5	0.0	0.0	83.3	8.0	2.2	0.0	0.0	4.8	0.0	-0.0	-10.9	-10.9
1073	479191.32	5367536.84	326.46	0	500	85.2	85.2	0.0	0.0	81.1	6.2	2.2	0.0	0.0	4.8	0.0	-0.0	-9.1	-9.1
1074	480967.29	5367404.59	322.00	0	500	88.7	88.7	0.0	0.0	84.7	9.3	2.2	0.0	0.0	4.8	0.0	-0.0	-12.3	-12.3
1075	478048.89	5368036.94	358.00	0	500	81.0	81.0	0.0	0.0	76.9	3.8	2.2	0.0	0.0	5.8	0.0	-0.0	-7.8	-7.8
1076	481592.33	5367609.89	317.79	0	500	89.6	89.6	0.0	0.0	85.5	10.3	2.2	0.0	0.0	4.8	0.0	-0.0	-13.3	-13.3
1077	479311.98	5367501.95	329.92	0	500	85.5	85.5	0.0	0.0	81.4	6.4	2.2	0.0	0.0	4.8	0.0	-0.0	-9.4	-9.4
1078	480036.34	5367292.51	322.00	0	500	87.2	87.2	0.0	0.0	83.1	7.8	2.2	0.0	0.0	4.8	0.0	-0.0	-10.8	-10.8
1079	480995.68	5367423.51	322.00	0	500	88.7	88.7	0.0	0.0	84.7	9.3	2.2	0.0	0.0	4.8	0.0	-0.0	-12.3	-12.3
1080	478151.03	5367967.98	353.43	0	500	81.5	81.5	0.0	0.0	77.5	4.0	2.2	0.0	0.0	5.5	0.0	-0.0	-7.7	-7.7
1081	480965.53	5367403.42	322.00	0	500	88.7	88.7	0.0	0.0	84.7	9.3	2.2	0.0	0.0	4.8	0.0	-0.0	-12.3	-12.3
1082	480759.61	5367265.66	326.00	0	500	88.5	88.5	0.0	0.0	84.4	9.1	2.2	0.0	0.0	4.8	0.0	-0.0	-12.0	-12.0
1083	479843.58	5367348.24	322.00	0	500	86.7	86.7	0.0	0.0	82.7	7.4	2.2	0.0	0.0	11.5	0.0	-0.0	-17.2	-17.2
1084	481122.12	5367473.19	320.00	0	500	88.9	88.9	0.0	0.0	84.9	9.5	2.2	0.0	0.0	4.8	0.0	-0.0	-12.5	-12.5
1085	479658.09	5367401.87	326.00	0	500	86.3	86.3	0.0	0.0	82.3	7.1	2.2	0.0	0.0	4.8	0.0	-0.0	-10.1	-10.1
1086	481047.76	5367454.29	320.00	0	500	88.8	88.8	0.0	0.0	84.8	9.4	2.2	0.0	0.0	4.8	0.0	-0.0	-12.4	-12.4
1087	480717.21	5367199.34	327.30	0	500	88.4	88.4	0.0	0.0	84.4	9.0	2.2	0.0	0.0	4.8	0.0	-0.0	-12.1	-12.1
1088	477381.86	5368487.33	346.00	0	500	76.4	76.4	0.0	0.0	72.4	2.3	2.2	0.0	0.0	19.9	0.0	-0.0	-20.5	-20.5
1089	479838.62	5367349.68	322.00	0	500	86.6	86.6	0.0	0.0	82.7	7.4	2.2	0.0	0.0	11.8	0.0	-0.0	-17.5	-17.5
1090	481487.45	5367566.05	316.00	0	500	89.3	89.3	0.0	0.0	85.4	10.1	2.2	0.0	0.0	4.8	0.0	-0.0	-13.2	-13.2
1091	481577.04	5367600.78	317.97	0	500	89.5	89.5	0.0	0.0	85.5	10.3	2.2	0.0	0.0	4.8	0.0	-0.0	-13.4	-13.4
1092	480760.95	5367267.03	326.00	0	500	88.3	88.3	0.0	0.0	84.4	9.1	2.2	0.0	0.0	4.8	0.0	-0.0	-12.1	-12.1
1093	478463.91	5367756.71	341.06	0	500	82.8	82.8	0.0	0.0	78.9	4.8	2.2	0.0	0.0	14.1	0.0	-0.0	-17.2	-17.2
1094	479370.42	5367485.05	330.61	0	500	85.5	85.5	0.0	0.0	81.6	6.5	2.2	0.0	0.0	4.8	0.0	-0.0	-9.6	-9.6
1095	481543.07	5367580.55	317.08	0	500	89.4	89.4	0.0	0.0	85.5	10.2	2.2	0.0	0.0	4.8	0.0	-0.0	-13.3	-13.3
1096	481014.06	5367435.77	320.00	0	500	88.6	88.6	0.0	0.0	84.7	9.4	2.2	0.0	0.0	4.8	0.0	-0.0	-12.5	-12.5
1097	481216.56	5367497.19	318.00	0	500	88.9	88.9	0.0	0.0	85.0	9.7	2.2	0.0	0.0	4.8	0.0	-0.0	-12.8	-12.8
1098	479354.74	5367489.58	331.35	0	500	85.4	85.4	0.0	0.0	81.5	6.5	2.2	0.0	0.0	4.8	0.0	-0.0	-9.6	-9.6
1099	480297.52	5367216.99	322.00	0	500	87.6	87.6	0.0	0.0	83.7	8.3	2.2	0.0	0.0	4.8	0.0	-0.0	-11.4	-11.4
1100	480305.70	5367214.63	324.00	0	500	87.6	87.6	0.0	0.0	83.7	8.3	2.2	0.0	0.0	4.8	0.0	-0.0	-11.4	-11.4
1101	480240.02	5367233.62	324.00	0	500	87.4	87.4	0.0	0.0	83.6	8.2	2.2	0.0	0.0	4.8	0.0	-0.0	-11.3	-11.3
1102	480807.19	5367297.86	326.00	0	500	88.4	88.4	0.0	0.0	84.5	9.1	2.2	0.0	0.0	4.8	0.0	-0.0	-12.2	-12.2
1103	478234.63	5367911.53	344.00	0	500	81.7	81.7	0.0	0.0	77.8	4.2	2.2	0.0	0.0	15.6	0.0	-0.0	-18.2	-18.2
1104	481019.72	5367439.55	320.00	0	500	88.6	88.6	0.0	0.0	84.7	9.4	2.2	0.0	0.0	4.8	0.0	-0.0	-12.5	-12.5
1105	480883.97	5367349.04	324.00	0	500	88.4	88.4	0.0	0.0	84.6	9.2	2.2	0.0	0.0	4.8	0.0	-0.0	-12.4	-12.4
1106	481598.73	5367613.70	317.32	0	500	89.4	89.4	0.0	0.0	85.6	10.3	2.2	0.0	0.0	4.8	0.0	-0.0	-13.5	-13.5
1107	481134.13	5367476.24	320.00	0	500	88.7	88.7	0.0	0.0	84.9	9.6	2.2	0.0	0.0	4.8	0.0	-0.0	-12.7	-12.7
1108	480863.32	5367335.28	324.00	0	500	88.4	88.4	0.0	0.0	84.5	9.2	2.2	0.0	0.0	4.8	0.0	-0.0	-12.4	-12.4
1109	477777.79	5368219.99	363.48	0	500	79.2	79.2	0.0	0.0	75.4	3.2	2.2	0.0	0.0	8.8	0.0	-0.0	-10.3	-10.3
1110	480789.14	5367285.83	326.00	0	500	88.3	88.3	0.0	0.0	84.5	9.1	2.2	0.0	0.0	4.8	0.0	-0.0	-12.3	-12.3
1111	481335.67	5367527.47	314.00	0	500	89.0	89.0	0.0	0.0	85.2	9.9	2.2	0.0	0.0	4.8	0.0	-0.0	-13.1	-13.1
1112	479368.15	5367485.71	330.60	0	500	85.3	85.3	0.0	0.0	81.6	6.5	2.2	0.0	0.0	4.8	0.0	-0.0	-9.7	-9.7
1113	479004.09	5367590.97	332.00	0	500	84.3	84.3	0.0	0.0	80.6	5.8	2.2	0.0	0.0	4.8	0.0	-0.0	-9.1	-9.1
1114	478776.29	5367656.84	335.39	0	500	83.6	83.6	0.0	0.0	79.9	5.4	2.2	0.0	0.0	4.9	0.0	-0.0	-8.8	-8.8
1115	479840.56	5367349.12	322.00	0	500	86.4	86.4	0.0	0.0	82.7	7.4	2.2	0.0	0.0	11.7	0.0	-0.0	-17.6	-17.6
1116	479120.60	5367557.28	323.97	0	500	84.6	84.6	0.0	0.0	80.9	6.0	2.2	0.0	0.0	16.9	0.0	-0.0	-21.5	-21.5
1117	479188.64	5367537.61	326.45	0	500	84.8	84.8	0.0	0.0	81.1	6.1	2.2	0.0	0.0	4.8	0.0	-0.0	-9.4	-9.4
1118	479295.05	5367506.84	328.00	0	500	85.1	85.1	0.0	0.0	81.4	6.4	2.2	0.0	0.0	4.8	0.0	-0.0	-9.6	-9.6
1119	479113.59	5367559.31	325.46	0	500	84.6	84.6	0.0	0.0	80.9	6.0	2.2	0.0	0.0	14.8	0.0	-0.0	-19.3	-19.3
1120	481205.69	5367494.43	318.00	0	500	88.7	88.7	0.0	0.0	85.0	9.7	2.2	0.0	0.0	4.8	0.0	-0.0	-13.0	-13.0
1121	480941.77	5367387.58	322.00	0	500	88.3	88.3	0.0	0.0	84.6	9.3	2.2	0.0	0.0	4.8	0.0	-0.0	-12.6	-12.6

Line Source, ISO 9613, Name: "HaulTruck2", ID: "Yr3_HaulTruck2"																			
Nr.	X (m)	Y (m)	Z (m)	Refl.	Freq. (Hz)	LxT dB(A)	LxN dB(A)	K0 (dB)	Dc (dB)	Adiv (dB)	Aatm (dB)	Agr (dB)	Afol (dB)	Ahous (dB)	Abar (dB)	Cmet (dB)	RL (dB)	LrT dB(A)	LrN dB(A)
1122	481132.11	5367475.73	320.00	0	500	88.6	88.6	0.0	0.0	84.9	9.6	2.2	0.0	0.0	4.8	0.0	-0.0	-12.9	-12.9
1123	477682.20	5368284.54	368.49	0	500	78.4	78.4	0.0	0.0	74.7	3.0	2.2	0.0	0.0	4.9	0.0	-0.0	-6.4	-6.4
1124	481171.93	5367485.85	318.00	0	500	88.6	88.6	0.0	0.0	85.0	9.6	2.2	0.0	0.0	4.8	0.0	-0.0	-12.9	-12.9
1125	480991.63	5367420.82	322.00	0	500	88.4	88.4	0.0	0.0	84.7	9.3	2.2	0.0	0.0	4.8	0.0	-0.0	-12.7	-12.7
1126	480936.92	5367384.34	322.00	0	500	88.3	88.3	0.0	0.0	84.6	9.3	2.2	0.0	0.0	4.8	0.0	-0.0	-12.6	-12.6
1127	479190.46	5367537.08	326.45	0	500	84.7	84.7	0.0	0.0	81.1	6.2	2.2	0.0	0.0	4.8	0.0	-0.0	-9.5	-9.5
1128	481027.20	5367444.53	320.00	0	500	88.4	88.4	0.0	0.0	84.8	9.4	2.2	0.0	0.0	4.8	0.0	-0.0	-12.7	-12.7
1129	480808.76	5367298.90	326.00	0	500	88.1	88.1	0.0	0.0	84.5	9.1	2.2	0.0	0.0	4.8	0.0	-0.0	-12.5	-12.5
1130	480870.76	5367340.24	324.00	0	500	88.2	88.2	0.0	0.0	84.6	9.2	2.2	0.0	0.0	4.8	0.0	-0.0	-12.6	-12.6
1131	479091.95	5367565.57	328.00	0	500	84.4	84.4	0.0	0.0	80.8	6.0	2.2	0.0	0.0	4.8	0.0	-0.0	-9.4	-9.4
1132	478255.32	5367897.56	340.00	0	500	81.5	81.5	0.0	0.0	78.0	4.3	2.2	0.0	0.0	16.1	0.0	-0.0	-19.1	-19.1
1133	479783.53	5367365.60	324.66	0	500	86.2	86.2	0.0	0.0	82.6	7.3	2.2	0.0	0.0	4.8	0.0	-0.0	-10.7	-10.7
1134	480689.98	5367162.14	326.60	0	500	88.0	88.0	0.0	0.0	84.4	9.0	2.2	0.0	0.0	6.6	0.0	-0.0	-14.3	-14.3
1135	480755.38	5367259.05	326.00	0	500	88.0	88.0	0.0	0.0	84.4	9.1	2.2	0.0	0.0	4.8	0.0	-0.0	-12.5	-12.5
1136	479054.54	5367576.38	330.03	0	500	84.3	84.3	0.0	0.0	80.7	5.9	2.2	0.0	0.0	4.8	0.0	-0.0	-9.3	-9.3
1137	481045.79	5367453.79	320.00	0	500	88.3	88.3	0.0	0.0	84.8	9.4	2.2	0.0	0.0	4.8	0.0	-0.0	-12.9	-12.9
1138	479177.01	5367540.97	326.33	0	500	84.6	84.6	0.0	0.0	81.0	6.1	2.2	0.0	0.0	4.8	0.0	-0.0	-9.6	-9.6
1139	481505.47	5367570.63	317.05	0	500	88.9	88.9	0.0	0.0	85.4	10.2	2.2	0.0	0.0	4.8	0.0	-0.0	-13.7	-13.7
1140	481069.97	5367459.93	320.00	0	500	88.3	88.3	0.0	0.0	84.8	9.5	2.2	0.0	0.0	4.8	0.0	-0.0	-12.9	-12.9
1141	480765.45	5367270.03	326.00	0	500	88.0	88.0	0.0	0.0	84.4	9.1	2.2	0.0	0.0	4.8	0.0	-0.0	-12.6	-12.6
1142	480815.09	5367303.13	326.00	0	500	88.0	88.0	0.0	0.0	84.5	9.1	2.2	0.0	0.0	4.8	0.0	-0.0	-12.6	-12.6
1143	478832.25	5367640.65	335.44	0	500	83.6	83.6	0.0	0.0	80.1	5.5	2.2	0.0	0.0	4.9	0.0	-0.0	-9.1	-9.1
1144	480704.48	5367179.43	327.14	0	500	87.9	87.9	0.0	0.0	84.4	9.0	2.2	0.0	0.0	4.8	0.0	-0.0	-12.6	-12.6
1145	478031.82	5368048.47	358.00	0	500	80.3	80.3	0.0	0.0	76.8	3.8	2.2	0.0	0.0	6.0	0.0	-0.0	-8.5	-8.5
1146	478561.29	5367719.00	338.04	0	500	82.7	82.7	0.0	0.0	79.2	5.0	2.2	0.0	0.0	6.8	0.0	-0.0	-10.5	-10.5
1147	477935.57	5368113.46	357.98	0	500	79.8	79.8	0.0	0.0	76.3	3.5	2.2	0.0	0.0	7.1	0.0	-0.0	-9.5	-9.5
1148	480741.47	5367237.29	327.08	0	500	87.9	87.9	0.0	0.0	84.4	9.1	2.2	0.0	0.0	4.8	0.0	-0.0	-12.6	-12.6
1149	481238.08	5367502.66	318.00	0	500	88.5	88.5	0.0	0.0	85.0	9.7	2.2	0.0	0.0	4.8	0.0	-0.0	-13.3	-13.3
1150	477972.16	5368088.76	356.34	0	500	79.9	79.9	0.0	0.0	76.5	3.6	2.2	0.0	0.0	6.8	0.0	-0.0	-9.2	-9.2
1151	481604.96	5367617.41	316.16	0	500	89.0	89.0	0.0	0.0	85.6	10.3	2.2	0.0	0.0	4.8	0.0	-0.0	-13.9	-13.9
1152	480968.92	5367405.68	322.00	0	500	88.1	88.1	0.0	0.0	84.7	9.3	2.2	0.0	0.0	4.8	0.0	-0.0	-12.9	-12.9
1153	480523.52	5367151.65	326.00	0	500	87.5	87.5	0.0	0.0	84.1	8.8	2.2	0.0	0.0	4.8	0.0	-0.0	-12.4	-12.4
1154	481055.98	5367456.37	320.00	0	500	88.2	88.2	0.0	0.0	84.8	9.4	2.2	0.0	0.0	4.8	0.0	-0.0	-13.1	-13.1
1155	479357.44	5367488.80	331.39	0	500	84.9	84.9	0.0	0.0	81.5	6.5	2.2	0.0	0.0	4.8	0.0	-0.0	-10.1	-10.1
1156	477898.64	5368138.40	358.29	0	500	79.5	79.5	0.0	0.0	76.1	3.5	2.2	0.0	0.0	7.8	0.0	-0.0	-10.1	-10.1
1157	481434.31	5367552.54	314.00	0	500	88.7	88.7	0.0	0.0	85.3	10.0	2.2	0.0	0.0	4.8	0.0	-0.0	-13.7	-13.7
1158	481563.75	5367592.87	317.11	0	500	88.9	88.9	0.0	0.0	85.5	10.3	2.2	0.0	0.0	4.8	0.0	-0.0	-13.9	-13.9
1159	481241.54	5367503.54	318.00	0	500	88.4	88.4	0.0	0.0	85.1	9.7	2.2	0.0	0.0	4.8	0.0	-0.0	-13.4	-13.4
1160	481160.17	5367482.86	318.00	0	500	88.3	88.3	0.0	0.0	84.9	9.6	2.2	0.0	0.0	4.8	0.0	-0.0	-13.3	-13.3
1161	479056.02	5367575.96	330.00	0	500	84.0	84.0	0.0	0.0	80.7	5.9	2.2	0.0	0.0	4.8	0.0	-0.0	-9.6	-9.6
1162	478880.24	5367626.78	334.00	0	500	83.5	83.5	0.0	0.0	80.2	5.6	2.2	0.0	0.0	4.9	0.0	-0.0	-9.4	-9.4
1163	481579.05	5367601.98	318.06	0	500	88.8	88.8	0.0	0.0	85.5	10.3	2.2	0.0	0.0	4.8	0.0	-0.0	-14.0	-14.0
1164	479570.33	5367427.25	326.00	0	500	85.4	85.4	0.0	0.0	82.1	6.9	2.2	0.0	0.0	4.8	0.0	-0.0	-10.6	-10.6
1165	480011.05	5367299.82	322.00	0	500	86.4	86.4	0.0	0.0	83.1	7.8	2.2	0.0	0.0	4.8	0.0	-0.0	-11.5	-11.5
1166	477935.35	5368113.61	358.00	0	500	79.6	79.6	0.0	0.0	76.3	3.5	2.2	0.0	0.0	7.1	0.0	-0.0	-9.6	-9.6
1167	480758.23	5367263.51	326.00	0	500	87.7	87.7	0.0	0.0	84.4	9.1	2.2	0.0	0.0	4.8	0.0	-0.0	-12.8	-12.8
1168	480865.95	5367337.03	324.00	0	500	87.8	87.8	0.0	0.0	84.6	9.2	2.2	0.0	0.0	4.8	0.0	-0.0	-12.9	-12.9
1169	480963.92	5367402.35	322.00	0	500	87.9	87.9	0.0	0.0	84.7	9.3	2.2	0.0	0.0	4.8	0.0	-0.0	-13.0	-13.0
1170	478359.55	5367827.18	344.00	0	500	81.7	81.7	0.0	0.0	78.4	4.5	2.2	0.0	0.0	7.5	0.0	-0.0	-11.1	-11.1
1171	480299.41	5367216.45	322.00	0	500	86.9	86.9	0.0	0.0	83.7	8.3	2.2	0.0	0.0	4.8	0.0	-0.0	-12.1	-12.1
1172	481074.04	5367460.97	320.00	0	500	88.1	88.1	0.0	0.0	84.8	9.5	2.2	0.0	0.0	4.8	0.0	-0.0	-13.2	-13.2
1173	481109.61	5367470.01	320.00	0	500	88.1	88.1	0.0	0.0	84.9	9.5	2.2	0.0	0.0	4.8	0.0	-0.0	-13.3	-13.3
1174	480375.66	5367194.40	326.00	0	500	87.1	87.1	0.0	0.0	83.8	8.5	2.2	0.0	0.0	4.8	0.0	-0.0	-12.2	-12.2
1175	478768.01	5367659.23	335.46	0	500	83.1	83.1	0.0	0.0	79.9	5.3	2.2	0.0	0.0	4.9	0.0	-0.0	-9.3	-9.3
1176	479702.16	5367389.13	326.00	0	500	85.6	85.6	0.0	0.0	82.4	7.1	2.2	0.0	0.0	4.8	0.0	-0.0	-10.9	-10.9
1177	480859.72	5367332.87	324.00	0	500	87.8	87.8	0.0	0.0	84.5	9.2	2.2	0.0	0.0	4.8	0.0	-0.0	-13.0	-13.0
1178	479571.32	5367426.96	326.00	0	500	85.3	85.3	0.0	0.0	82.1	6.9	2.2	0.0	0.0	4.8	0.0	-0.0	-10.7	-10.7
1179	480605.23	5367132.41	326.00	0	500	87.5	87.5	0.0	0.0	84.3	8.9	2.2	0.0	0.0	4.8	0.0	-0.0	-12.7	-12.7
1180	479646.02	5367405.36	326.00	0	500	85.4	85.4	0.0	0.0	82.2	7.0	2.2	0.0	0.0	4.8	0.0	-0.0	-10.9	-10.9
1181	480267.53	5367225.66	322.00	0	500	86.8	86.8	0.0	0.0	83.6	8.3	2.2	0.0	0.0	4.8	0.0	-0.0	-12.1	-12.1

Line Source, ISO 9613, Name: "HaulTruck2", ID: "Yr3_HaulTruck2"																			
Nr.	X (m)	Y (m)	Z (m)	Refl.	Freq. (Hz)	LxT dB(A)	LxN dB(A)	K0 (dB)	Dc (dB)	Adiv (dB)	Aatm (dB)	Agr (dB)	Afol (dB)	Ahous (dB)	Abar (dB)	Cmet (dB)	RL (dB)	LrT dB(A)	LrN dB(A)
1182	479060.84	5367574.56	329.80	0	500	83.9	83.9	0.0	0.0	80.7	5.9	2.2	0.0	0.0	4.8	0.0	-0.0	-9.8	-9.8
1183	481532.10	5367577.40	317.29	0	500	88.6	88.6	0.0	0.0	85.5	10.2	2.2	0.0	0.0	4.8	0.0	-0.0	-14.1	-14.1
1184	481234.66	5367501.79	318.00	0	500	88.2	88.2	0.0	0.0	85.0	9.7	2.2	0.0	0.0	4.8	0.0	-0.0	-13.6	-13.6
1185	477853.34	5368168.98	360.00	0	500	79.0	79.0	0.0	0.0	75.8	3.4	2.2	0.0	0.0	7.5	0.0	-0.0	-10.0	-10.0
1186	480934.45	5367382.70	322.00	0	500	87.8	87.8	0.0	0.0	84.6	9.3	2.2	0.0	0.0	4.8	0.0	-0.0	-13.1	-13.1
1187	480933.04	5367381.76	322.00	0	500	87.8	87.8	0.0	0.0	84.6	9.3	2.2	0.0	0.0	4.8	0.0	-0.0	-13.1	-13.1
1188	478358.09	5367828.17	344.00	0	500	81.5	81.5	0.0	0.0	78.4	4.5	2.2	0.0	0.0	7.6	0.0	-0.0	-11.2	-11.2
1189	480518.91	5367152.98	326.00	0	500	87.2	87.2	0.0	0.0	84.1	8.7	2.2	0.0	0.0	4.8	0.0	-0.0	-12.6	-12.6
1190	478397.68	5367801.43	345.64	0	500	81.7	81.7	0.0	0.0	78.6	4.6	2.2	0.0	0.0	5.1	0.0	-0.0	-8.8	-8.8
1191	480527.31	5367150.55	326.00	0	500	87.2	87.2	0.0	0.0	84.1	8.8	2.2	0.0	0.0	4.8	0.0	-0.0	-12.7	-12.7
1192	480790.61	5367286.80	326.00	0	500	87.5	87.5	0.0	0.0	84.5	9.1	2.2	0.0	0.0	4.8	0.0	-0.0	-13.0	-13.0
1193	478255.79	5367897.24	340.00	0	500	81.0	81.0	0.0	0.0	78.0	4.3	2.2	0.0	0.0	16.1	0.0	-0.0	-19.6	-19.6
1194	478626.55	5367700.13	339.41	0	500	82.5	82.5	0.0	0.0	79.4	5.1	2.2	0.0	0.0	5.1	0.0	-0.0	-9.4	-9.4
1195	481507.51	5367571.14	317.04	0	500	88.5	88.5	0.0	0.0	85.4	10.2	2.2	0.0	0.0	4.8	0.0	-0.0	-14.1	-14.1
1196	481469.61	5367561.51	316.00	0	500	88.4	88.4	0.0	0.0	85.4	10.1	2.2	0.0	0.0	4.8	0.0	-0.0	-14.1	-14.1
1197	481491.00	5367566.95	316.00	0	500	88.4	88.4	0.0	0.0	85.4	10.1	2.2	0.0	0.0	4.8	0.0	-0.0	-14.1	-14.1
1198	479319.30	5367499.83	330.00	0	500	84.4	84.4	0.0	0.0	81.4	6.4	2.2	0.0	0.0	4.8	0.0	-0.0	-10.4	-10.4
1199	481120.08	5367472.67	320.00	0	500	87.9	87.9	0.0	0.0	84.9	9.5	2.2	0.0	0.0	4.8	0.0	-0.0	-13.6	-13.6
1200	481516.79	5367573.50	317.23	0	500	88.4	88.4	0.0	0.0	85.5	10.2	2.2	0.0	0.0	4.8	0.0	-0.0	-14.2	-14.2
1201	481407.21	5367545.65	314.00	0	500	88.2	88.2	0.0	0.0	85.3	10.0	2.2	0.0	0.0	4.8	0.0	-0.0	-14.0	-14.0
1202	480728.70	5367217.31	327.34	0	500	87.3	87.3	0.0	0.0	84.4	9.0	2.2	0.0	0.0	4.8	0.0	-0.0	-13.1	-13.1
1203	481173.78	5367486.32	318.00	0	500	87.9	87.9	0.0	0.0	85.0	9.6	2.2	0.0	0.0	4.8	0.0	-0.0	-13.7	-13.7
1204	480947.82	5367391.61	322.00	0	500	87.6	87.6	0.0	0.0	84.6	9.3	2.2	0.0	0.0	4.8	0.0	-0.0	-13.4	-13.4
1205	480926.94	5367377.69	322.00	0	500	87.5	87.5	0.0	0.0	84.6	9.3	2.2	0.0	0.0	4.8	0.0	-0.0	-13.3	-13.3
1206	481485.33	5367565.51	316.00	0	500	88.3	88.3	0.0	0.0	85.4	10.1	2.2	0.0	0.0	4.8	0.0	-0.0	-14.2	-14.2
1207	477758.73	5368232.86	364.00	0	500	78.2	78.2	0.0	0.0	75.2	3.1	2.2	0.0	0.0	9.7	0.0	-0.0	-12.1	-12.1
1208	479445.24	5367463.42	329.27	0	500	84.7	84.7	0.0	0.0	81.8	6.6	2.2	0.0	0.0	4.8	0.0	-0.0	-10.7	-10.7
1209	480945.18	5367389.85	322.00	0	500	87.5	87.5	0.0	0.0	84.6	9.3	2.2	0.0	0.0	4.8	0.0	-0.0	-13.4	-13.4
1210	480446.38	5367173.95	326.00	0	500	86.8	86.8	0.0	0.0	84.0	8.6	2.2	0.0	0.0	4.8	0.0	-0.0	-12.7	-12.7
1211	480993.36	5367421.97	322.00	0	500	87.6	87.6	0.0	0.0	84.7	9.3	2.2	0.0	0.0	4.8	0.0	-0.0	-13.5	-13.5
1212	481342.38	5367529.17	314.00	0	500	88.0	88.0	0.0	0.0	85.2	9.9	2.2	0.0	0.0	4.8	0.0	-0.0	-14.0	-14.0
1213	478994.34	5367593.79	332.00	0	500	83.4	83.4	0.0	0.0	80.5	5.8	2.2	0.0	0.0	4.8	0.0	-0.0	-10.0	-10.0
1214	480028.92	5367294.65	322.00	0	500	85.9	85.9	0.0	0.0	83.1	7.8	2.2	0.0	0.0	4.8	0.0	-0.0	-12.0	-12.0
1215	479446.43	5367463.07	328.96	0	500	84.6	84.6	0.0	0.0	81.8	6.6	2.2	0.0	0.0	4.8	0.0	-0.0	-10.8	-10.8
1216	481022.20	5367441.20	320.00	0	500	87.6	87.6	0.0	0.0	84.7	9.4	2.2	0.0	0.0	4.8	0.0	-0.0	-13.6	-13.6
1217	481057.67	5367456.80	320.00	0	500	87.6	87.6	0.0	0.0	84.8	9.4	2.2	0.0	0.0	4.8	0.0	-0.0	-13.6	-13.6
1218	480777.46	5367278.04	326.00	0	500	87.3	87.3	0.0	0.0	84.5	9.1	2.2	0.0	0.0	4.8	0.0	-0.0	-13.3	-13.3
1219	478971.58	5367600.37	333.58	0	500	83.3	83.3	0.0	0.0	80.5	5.7	2.2	0.0	0.0	4.8	0.0	-0.0	-9.9	-9.9
1220	478236.42	5367910.32	343.66	0	500	80.7	80.7	0.0	0.0	77.9	4.3	2.2	0.0	0.0	15.6	0.0	-0.0	-19.3	-19.3
1221	481555.93	5367588.21	316.71	0	500	88.3	88.3	0.0	0.0	85.5	10.2	2.2	0.0	0.0	4.8	0.0	-0.0	-14.5	-14.5
1222	479434.40	5367466.55	329.98	0	500	84.5	84.5	0.0	0.0	81.7	6.6	2.2	0.0	0.0	4.8	0.0	-0.0	-10.9	-10.9
1223	479849.01	5367346.67	322.00	0	500	85.5	85.5	0.0	0.0	82.7	7.4	2.2	0.0	0.0	11.2	0.0	-0.0	-18.1	-18.1
1224	480867.31	5367337.93	324.00	0	500	87.3	87.3	0.0	0.0	84.6	9.2	2.2	0.0	0.0	4.8	0.0	-0.0	-13.4	-13.4
1225	481535.09	5367578.15	317.29	0	500	88.2	88.2	0.0	0.0	85.5	10.2	2.2	0.0	0.0	4.8	0.0	-0.0	-14.5	-14.5
1226	481527.41	5367576.20	317.30	0	500	88.2	88.2	0.0	0.0	85.5	10.2	2.2	0.0	0.0	4.8	0.0	-0.0	-14.4	-14.4
1227	479492.18	5367449.85	328.00	0	500	84.6	84.6	0.0	0.0	81.9	6.7	2.2	0.0	0.0	4.8	0.0	-0.0	-11.0	-11.0
1228	481081.72	5367462.92	320.00	0	500	87.6	87.6	0.0	0.0	84.8	9.5	2.2	0.0	0.0	4.8	0.0	-0.0	-13.7	-13.7
1229	478992.53	5367594.31	332.00	0	500	83.3	83.3	0.0	0.0	80.5	5.8	2.2	0.0	0.0	4.8	0.0	-0.0	-10.1	-10.1
1230	480946.49	5367390.73	322.00	0	500	87.4	87.4	0.0	0.0	84.6	9.3	2.2	0.0	0.0	4.8	0.0	-0.0	-13.6	-13.6
1231	481276.00	5367512.30	317.39	0	500	87.8	87.8	0.0	0.0	85.1	9.8	2.2	0.0	0.0	4.8	0.0	-0.0	-14.1	-14.1
1232	479241.22	5367522.41	327.80	0	500	83.9	83.9	0.0	0.0	81.2	6.3	2.2	0.0	0.0	4.8	0.0	-0.0	-10.6	-10.6
1233	481092.88	5367465.75	320.00	0	500	87.5	87.5	0.0	0.0	84.8	9.5	2.2	0.0	0.0	4.8	0.0	-0.0	-13.8	-13.8
1234	480447.67	5367173.58	326.00	0	500	86.7	86.7	0.0	0.0	84.0	8.6	2.2	0.0	0.0	4.8	0.0	-0.0	-12.9	-12.9
1235	481086.91	5367464.24	320.00	0	500	87.5	87.5	0.0	0.0	84.8	9.5	2.2	0.0	0.0	4.8	0.0	-0.0	-13.8	-13.8
1236	481130.34	5367475.27	320.00	0	500	87.6	87.6	0.0	0.0	84.9	9.6	2.2	0.0	0.0	4.8	0.0	-0.0	-13.9	-13.9
1237	480852.37	5367327.97	324.00	0	500	87.2	87.2	0.0	0.0	84.5	9.2	2.2	0.0	0.0	4.8	0.0	-0.0	-13.5	-13.5
1238	479444.50	5367463.63	329.47	0	500	84.4	84.4	0.0	0.0	81.8	6.6	2.2	0.0	0.0	4.8	0.0	-0.0	-11.0	-11.0
1239	480840.84	5367320.29	324.00	0	500	87.2	87.2	0.0	0.0	84.5	9.2	2.2	0.0	0.0	4.8	0.0	-0.0	-13.5	-13.5
1240	479458.79	5367459.50	328.00	0	500	84.4	84.4	0.0	0.0	81.8	6.7	2.2	0.0	0.0	4.8	0.0	-0.0	-11.1	-11.1
1241	478221.58	5367920.34	346.00	0	500	80.4	80.4	0.0	0.0	77.8	4.2	2.2	0.0	0.0	16.1	0.0	-0.0	-20.0	-20.0

Line Source, ISO 9613, Name: "HaulTruck2", ID: "Yr3_HaulTruck2"																			
Nr.	X (m)	Y (m)	Z (m)	Refl.	Freq. (Hz)	LxT dB(A)	LxN dB(A)	K0 (dB)	Dc (dB)	Adiv (dB)	Aatm (dB)	Agr (dB)	Afol (dB)	Ahous (dB)	Abar (dB)	Cmet (dB)	RL (dB)	LrT dB(A)	LrN dB(A)
1242	479606.76	5367416.71	326.00	0	500	84.7	84.7	0.0	0.0	82.1	7.0	2.2	0.0	0.0	4.8	0.0	-0.0	-11.4	-11.4
1243	478633.68	5367698.07	339.48	0	500	82.0	82.0	0.0	0.0	79.5	5.1	2.2	0.0	0.0	5.1	0.0	-0.0	-9.8	-9.8
1244	479349.41	5367491.12	331.60	0	500	84.1	84.1	0.0	0.0	81.5	6.5	2.2	0.0	0.0	4.8	0.0	-0.0	-10.9	-10.9
1245	479365.83	5367486.38	330.81	0	500	84.1	84.1	0.0	0.0	81.5	6.5	2.2	0.0	0.0	4.8	0.0	-0.0	-10.9	-10.9
1246	479847.24	5367347.18	322.00	0	500	85.3	85.3	0.0	0.0	82.7	7.4	2.2	0.0	0.0	11.3	0.0	-0.0	-18.4	-18.4
1247	481044.12	5367453.36	320.00	0	500	87.3	87.3	0.0	0.0	84.8	9.4	2.2	0.0	0.0	4.8	0.0	-0.0	-13.9	-13.9
1248	478020.10	5368056.38	358.00	0	500	79.3	79.3	0.0	0.0	76.8	3.8	2.2	0.0	0.0	6.0	0.0	-0.0	-9.5	-9.5
1249	479320.63	5367499.45	330.00	0	500	84.0	84.0	0.0	0.0	81.4	6.4	2.2	0.0	0.0	4.8	0.0	-0.0	-10.9	-10.9
1250	481015.55	5367436.77	320.00	0	500	87.3	87.3	0.0	0.0	84.7	9.4	2.2	0.0	0.0	4.8	0.0	-0.0	-13.8	-13.8
1251	481606.79	5367618.50	316.00	0	500	88.1	88.1	0.0	0.0	85.6	10.3	2.2	0.0	0.0	4.8	0.0	-0.0	-14.8	-14.8
1252	478319.53	5367854.20	339.99	0	500	80.8	80.8	0.0	0.0	78.2	4.4	2.2	0.0	0.0	11.7	0.0	-0.0	-15.8	-15.8
1253	480744.68	5367242.30	326.91	0	500	86.9	86.9	0.0	0.0	84.4	9.1	2.2	0.0	0.0	4.8	0.0	-0.0	-13.5	-13.5
1254	478109.68	5367995.90	356.00	0	500	79.7	79.7	0.0	0.0	77.2	3.9	2.2	0.0	0.0	5.5	0.0	-0.0	-9.2	-9.2
1255	481492.80	5367567.41	316.00	0	500	87.9	87.9	0.0	0.0	85.4	10.1	2.2	0.0	0.0	4.8	0.0	-0.0	-14.6	-14.6
1256	477794.76	5368208.53	362.78	0	500	78.0	78.0	0.0	0.0	75.5	3.2	2.2	0.0	0.0	9.0	0.0	-0.0	-12.0	-12.0
1257	481124.12	5367473.69	320.00	0	500	87.4	87.4	0.0	0.0	84.9	9.5	2.2	0.0	0.0	4.8	0.0	-0.0	-14.1	-14.1
1258	478270.93	5367887.02	338.62	0	500	80.4	80.4	0.0	0.0	78.0	4.3	2.2	0.0	0.0	14.9	0.0	-0.0	-19.0	-19.0
1259	481392.78	5367541.98	314.00	0	500	87.7	87.7	0.0	0.0	85.3	10.0	2.2	0.0	0.0	4.8	0.0	-0.0	-14.6	-14.6
1260	481169.98	5367485.35	318.00	0	500	87.4	87.4	0.0	0.0	85.0	9.6	2.2	0.0	0.0	4.8	0.0	-0.0	-14.2	-14.2
1261	479669.15	5367398.68	326.00	0	500	84.7	84.7	0.0	0.0	82.3	7.1	2.2	0.0	0.0	4.8	0.0	-0.0	-11.7	-11.7
1262	480751.49	5367252.97	326.00	0	500	86.8	86.8	0.0	0.0	84.4	9.1	2.2	0.0	0.0	4.8	0.0	-0.0	-13.7	-13.7
1263	480874.92	5367343.01	324.00	0	500	86.9	86.9	0.0	0.0	84.6	9.2	2.2	0.0	0.0	4.8	0.0	-0.0	-13.8	-13.8
1264	480868.52	5367338.75	324.00	0	500	86.9	86.9	0.0	0.0	84.6	9.2	2.2	0.0	0.0	4.8	0.0	-0.0	-13.8	-13.8
1265	481554.37	5367587.27	316.68	0	500	87.9	87.9	0.0	0.0	85.5	10.2	2.2	0.0	0.0	4.8	0.0	-0.0	-14.9	-14.9
1266	478360.98	5367826.22	344.00	0	500	80.8	80.8	0.0	0.0	78.4	4.5	2.2	0.0	0.0	7.5	0.0	-0.0	-11.9	-11.9
1267	480785.66	5367283.50	326.00	0	500	86.8	86.8	0.0	0.0	84.5	9.1	2.2	0.0	0.0	4.8	0.0	-0.0	-13.8	-13.8
1268	480722.95	5367208.32	327.28	0	500	86.7	86.7	0.0	0.0	84.4	9.0	2.2	0.0	0.0	4.8	0.0	-0.0	-13.7	-13.7
1269	478709.30	5367676.21	335.02	0	500	82.0	82.0	0.0	0.0	79.7	5.2	2.2	0.0	0.0	5.0	0.0	-0.0	-10.1	-10.1
1270	480842.02	5367321.08	324.00	0	500	86.8	86.8	0.0	0.0	84.5	9.2	2.2	0.0	0.0	4.8	0.0	-0.0	-13.9	-13.9
1271	479841.59	5367348.82	322.00	0	500	85.0	85.0	0.0	0.0	82.7	7.4	2.2	0.0	0.0	11.7	0.0	-0.0	-19.0	-19.0
1272	480956.64	5367397.49	322.00	0	500	86.9	86.9	0.0	0.0	84.7	9.3	2.2	0.0	0.0	4.8	0.0	-0.0	-14.0	-14.0
1273	478842.00	5367637.84	335.49	0	500	82.4	82.4	0.0	0.0	80.1	5.5	2.2	0.0	0.0	4.9	0.0	-0.0	-10.3	-10.3
1274	480319.64	5367210.59	324.00	0	500	86.0	86.0	0.0	0.0	83.7	8.4	2.2	0.0	0.0	4.8	0.0	-0.0	-13.1	-13.1
1275	481228.69	5367500.27	318.00	0	500	87.3	87.3	0.0	0.0	85.0	9.7	2.2	0.0	0.0	4.8	0.0	-0.0	-14.5	-14.5
1276	481339.89	5367528.54	314.00	0	500	87.5	87.5	0.0	0.0	85.2	9.9	2.2	0.0	0.0	4.8	0.0	-0.0	-14.6	-14.6
1277	478255.03	5367897.76	340.00	0	500	80.2	80.2	0.0	0.0	78.0	4.3	2.2	0.0	0.0	16.2	0.0	-0.0	-20.4	-20.4
1278	480943.15	5367388.50	322.00	0	500	86.9	86.9	0.0	0.0	84.6	9.3	2.2	0.0	0.0	4.8	0.0	-0.0	-14.1	-14.1
1279	481002.03	5367427.75	321.56	0	500	86.9	86.9	0.0	0.0	84.7	9.4	2.2	0.0	0.0	4.8	0.0	-0.0	-14.2	-14.2
1280	478725.78	5367671.44	335.52	0	500	81.9	81.9	0.0	0.0	79.7	5.3	2.2	0.0	0.0	5.0	0.0	-0.0	-10.3	-10.3
1281	479572.14	5367426.73	326.00	0	500	84.2	84.2	0.0	0.0	82.1	6.9	2.2	0.0	0.0	4.8	0.0	-0.0	-11.7	-11.7
1282	480864.68	5367336.19	324.00	0	500	86.7	86.7	0.0	0.0	84.6	9.2	2.2	0.0	0.0	4.8	0.0	-0.0	-14.0	-14.0
1283	477883.45	5368148.65	359.34	0	500	78.2	78.2	0.0	0.0	76.0	3.4	2.2	0.0	0.0	7.2	0.0	-0.0	-10.7	-10.7
1284	480235.14	5367235.03	324.00	0	500	85.7	85.7	0.0	0.0	83.6	8.2	2.2	0.0	0.0	4.8	0.0	-0.0	-13.0	-13.0
1285	478605.83	5367706.12	339.30	0	500	81.5	81.5	0.0	0.0	79.4	5.0	2.2	0.0	0.0	5.0	0.0	-0.0	-10.2	-10.2
1286	478419.69	5367786.57	344.14	0	500	80.8	80.8	0.0	0.0	78.7	4.7	2.2	0.0	0.0	7.0	0.0	-0.0	-11.8	-11.8
1287	478109.47	5367996.04	356.00	0	500	79.3	79.3	0.0	0.0	77.2	3.9	2.2	0.0	0.0	5.5	0.0	-0.0	-9.6	-9.6
1288	480774.45	5367276.03	326.00	0	500	86.5	86.5	0.0	0.0	84.5	9.1	2.2	0.0	0.0	4.8	0.0	-0.0	-14.0	-14.0
1289	481530.32	5367576.94	317.28	0	500	87.6	87.6	0.0	0.0	85.5	10.2	2.2	0.0	0.0	4.8	0.0	-0.0	-15.1	-15.1
1290	480847.47	5367324.71	324.00	0	500	86.6	86.6	0.0	0.0	84.5	9.2	2.2	0.0	0.0	4.8	0.0	-0.0	-14.1	-14.1
1291	480930.79	5367380.26	322.00	0	500	86.7	86.7	0.0	0.0	84.6	9.3	2.2	0.0	0.0	4.8	0.0	-0.0	-14.2	-14.2
1292	478995.05	5367593.58	332.00	0	500	82.6	82.6	0.0	0.0	80.5	5.8	2.2	0.0	0.0	4.8	0.0	-0.0	-10.7	-10.7
1293	479241.84	5367522.23	327.80	0	500	83.3	83.3	0.0	0.0	81.2	6.3	2.2	0.0	0.0	4.8	0.0	-0.0	-11.2	-11.2
1294	478682.55	5367683.94	336.00	0	500	81.7	81.7	0.0	0.0	79.6	5.2	2.2	0.0	0.0	5.0	0.0	-0.0	-10.4	-10.4
1295	477758.57	5368232.97	364.01	0	500	77.3	77.3	0.0	0.0	75.2	3.1	2.2	0.0	0.0	9.7	0.0	-0.0	-13.0	-13.0
1296	479396.55	5367477.50	330.15	0	500	83.7	83.7	0.0	0.0	81.6	6.5	2.2	0.0	0.0	4.8	0.0	-0.0	-11.5	-11.5
1297	478843.67	5367637.35	335.45	0	500	82.1	82.1	0.0	0.0	80.1	5.5	2.2	0.0	0.0	4.9	0.0	-0.0	-10.6	-10.6
1298	481137.40	5367477.07	319.97	0	500	86.9	86.9	0.0	0.0	84.9	9.6	2.2	0.0	0.0	4.8	0.0	-0.0	-14.6	-14.6
1299	480876.03	5367343.75	324.00	0	500	86.5	86.5	0.0	0.0	84.6	9.2	2.2	0.0	0.0	4.8	0.0	-0.0	-14.2	-14.2
1300	481115.27	5367471.44	320.00	0	500	86.8	86.8	0.0	0.0	84.9	9.5	2.2	0.0	0.0	4.8	0.0	-0.0	-14.6	-14.6
1301	478185.55	5367944.67	352.00	0	500	79.6	79.6	0.0	0.0	77.6	4.1	2.2	0.0	0.0	11.8	0.0	-0.0	-16.2	-16.2

Line Source, ISO 9613, Name: "HaulTruck2", ID: "Yr3_HaulTruck2"																			
Nr.	X (m)	Y (m)	Z (m)	Refl.	Freq. (Hz)	LxT dB(A)	LxN dB(A)	K0 (dB)	Dc (dB)	Adiv (dB)	Aatm (dB)	Agr (dB)	Afol (dB)	Ahous (dB)	Abar (dB)	Cmet (dB)	RL (dB)	LrT dB(A)	LrN dB(A)
1302	481051.83	5367455.32	320.00	0	500	86.7	86.7	0.0	0.0	84.8	9.4	2.2	0.0	0.0	4.8	0.0	-0.0	-14.5	-14.5
1303	481193.08	5367491.22	318.00	0	500	86.9	86.9	0.0	0.0	85.0	9.7	2.2	0.0	0.0	4.8	0.0	-0.0	-14.7	-14.7
1304	477764.36	5368229.07	364.00	0	500	77.2	77.2	0.0	0.0	75.3	3.1	2.2	0.0	0.0	9.3	0.0	-0.0	-12.8	-12.8
1305	478460.57	5367758.97	341.06	0	500	80.7	80.7	0.0	0.0	78.9	4.8	2.2	0.0	0.0	14.3	0.0	-0.0	-19.4	-19.4
1306	480957.76	5367398.24	322.00	0	500	86.5	86.5	0.0	0.0	84.7	9.3	2.2	0.0	0.0	4.8	0.0	-0.0	-14.4	-14.4
1307	480780.24	5367279.89	326.00	0	500	86.3	86.3	0.0	0.0	84.5	9.1	2.2	0.0	0.0	4.8	0.0	-0.0	-14.2	-14.2
1308	478435.69	5367775.77	342.00	0	500	80.6	80.6	0.0	0.0	78.8	4.7	2.2	0.0	0.0	16.0	0.0	-0.0	-21.1	-21.1
1309	480373.83	5367194.93	326.00	0	500	85.7	85.7	0.0	0.0	83.8	8.5	2.2	0.0	0.0	4.8	0.0	-0.0	-13.6	-13.6
1310	481474.44	5367562.74	316.00	0	500	87.2	87.2	0.0	0.0	85.4	10.1	2.2	0.0	0.0	4.8	0.0	-0.0	-15.3	-15.3
1311	481175.28	5367486.70	318.00	0	500	86.8	86.8	0.0	0.0	85.0	9.6	2.2	0.0	0.0	4.8	0.0	-0.0	-14.8	-14.8
1312	477244.18	5368539.91	344.00	0	500	73.2	73.2	0.0	0.0	71.4	2.0	2.2	0.0	0.0	28.7	0.0	-0.0	-31.1	-31.1
1313	478708.89	5367676.32	335.02	0	500	81.5	81.5	0.0	0.0	79.7	5.2	2.2	0.0	0.0	5.0	0.0	-0.0	-10.6	-10.6
1314	480766.68	5367270.85	326.00	0	500	86.2	86.2	0.0	0.0	84.4	9.1	2.2	0.0	0.0	4.8	0.0	-0.0	-14.3	-14.3
1315	481239.72	5367503.08	318.00	0	500	86.8	86.8	0.0	0.0	85.1	9.7	2.2	0.0	0.0	4.8	0.0	-0.0	-15.0	-15.0
1316	481353.66	5367532.04	314.00	0	500	87.0	87.0	0.0	0.0	85.2	9.9	2.2	0.0	0.0	4.8	0.0	-0.0	-15.2	-15.2
1317	480953.66	5367395.50	322.00	0	500	86.4	86.4	0.0	0.0	84.7	9.3	2.2	0.0	0.0	4.8	0.0	-0.0	-14.5	-14.5
1318	481489.34	5367566.53	316.00	0	500	87.1	87.1	0.0	0.0	85.4	10.1	2.2	0.0	0.0	4.8	0.0	-0.0	-15.4	-15.4
1319	478970.83	5367600.59	333.61	0	500	82.2	82.2	0.0	0.0	80.5	5.7	2.2	0.0	0.0	4.8	0.0	-0.0	-11.0	-11.0
1320	480632.29	5367141.90	326.31	0	500	86.0	86.0	0.0	0.0	84.3	8.9	2.2	0.0	0.0	4.8	0.0	-0.0	-14.2	-14.2
1321	480318.39	5367210.96	324.00	0	500	85.4	85.4	0.0	0.0	83.7	8.4	2.2	0.0	0.0	4.8	0.0	-0.0	-13.7	-13.7
1322	481125.49	5367474.04	320.00	0	500	86.6	86.6	0.0	0.0	84.9	9.5	2.2	0.0	0.0	4.8	0.0	-0.0	-14.9	-14.9
1323	481349.23	5367530.91	314.00	0	500	86.9	86.9	0.0	0.0	85.2	9.9	2.2	0.0	0.0	4.8	0.0	-0.0	-15.2	-15.2
1324	480951.70	5367394.20	322.00	0	500	86.3	86.3	0.0	0.0	84.7	9.3	2.2	0.0	0.0	4.8	0.0	-0.0	-14.6	-14.6
1325	481473.02	5367562.38	316.00	0	500	87.0	87.0	0.0	0.0	85.4	10.1	2.2	0.0	0.0	4.8	0.0	-0.0	-15.5	-15.5
1326	480955.56	5367396.77	322.00	0	500	86.3	86.3	0.0	0.0	84.7	9.3	2.2	0.0	0.0	4.8	0.0	-0.0	-14.7	-14.7
1327	480520.31	5367152.58	326.00	0	500	85.8	85.8	0.0	0.0	84.1	8.7	2.2	0.0	0.0	4.8	0.0	-0.0	-14.1	-14.1
1328	481562.19	5367591.93	317.03	0	500	87.1	87.1	0.0	0.0	85.5	10.3	2.2	0.0	0.0	4.8	0.0	-0.0	-15.6	-15.6
1329	480931.84	5367380.96	322.00	0	500	86.2	86.2	0.0	0.0	84.6	9.3	2.2	0.0	0.0	4.8	0.0	-0.0	-14.7	-14.7
1330	479627.56	5367410.70	326.00	0	500	83.8	83.8	0.0	0.0	82.2	7.0	2.2	0.0	0.0	4.8	0.0	-0.0	-12.4	-12.4
1331	481494.34	5367567.80	316.00	0	500	87.0	87.0	0.0	0.0	85.4	10.1	2.2	0.0	0.0	4.8	0.0	-0.0	-15.6	-15.6
1332	480295.78	5367217.49	322.00	0	500	85.3	85.3	0.0	0.0	83.7	8.3	2.2	0.0	0.0	4.8	0.0	-0.0	-13.7	-13.7
1333	478451.74	5367764.94	341.67	0	500	80.4	80.4	0.0	0.0	78.8	4.8	2.2	0.0	0.0	14.8	0.0	-0.0	-20.2	-20.2
1334	481072.57	5367460.59	320.00	0	500	86.4	86.4	0.0	0.0	84.8	9.5	2.2	0.0	0.0	4.8	0.0	-0.0	-14.9	-14.9
1335	479837.63	5367349.96	322.00	0	500	84.2	84.2	0.0	0.0	82.7	7.4	2.2	0.0	0.0	11.9	0.0	-0.0	-20.0	-20.0
1336	478898.17	5367621.60	333.87	0	500	81.8	81.8	0.0	0.0	80.3	5.6	2.2	0.0	0.0	4.9	0.0	-0.0	-11.2	-11.2
1337	481584.45	5367605.20	317.96	0	500	87.1	87.1	0.0	0.0	85.5	10.3	2.2	0.0	0.0	4.8	0.0	-0.0	-15.8	-15.8
1338	479839.60	5367349.39	322.00	0	500	84.2	84.2	0.0	0.0	82.7	7.4	2.2	0.0	0.0	11.8	0.0	-0.0	-19.9	-19.9
1339	478536.63	5367726.13	339.56	0	500	80.6	80.6	0.0	0.0	79.1	4.9	2.2	0.0	0.0	6.8	0.0	-0.0	-12.5	-12.5
1340	480935.64	5367383.49	322.00	0	500	86.1	86.1	0.0	0.0	84.6	9.3	2.2	0.0	0.0	4.8	0.0	-0.0	-14.8	-14.8
1341	480989.77	5367419.58	322.00	0	500	86.2	86.2	0.0	0.0	84.7	9.3	2.2	0.0	0.0	4.8	0.0	-0.0	-14.9	-14.9
1342	478856.45	5367633.66	335.77	0	500	81.6	81.6	0.0	0.0	80.1	5.5	2.2	0.0	0.0	4.9	0.0	-0.0	-11.2	-11.2
1343	480813.88	5367302.32	326.00	0	500	85.9	85.9	0.0	0.0	84.5	9.1	2.2	0.0	0.0	4.8	0.0	-0.0	-14.7	-14.7
1344	481522.27	5367574.90	317.21	0	500	86.9	86.9	0.0	0.0	85.5	10.2	2.2	0.0	0.0	4.8	0.0	-0.0	-15.7	-15.7
1345	478977.80	5367598.57	333.58	0	500	81.9	81.9	0.0	0.0	80.5	5.8	2.2	0.0	0.0	4.8	0.0	-0.0	-11.3	-11.3
1346	481509.94	5367571.76	317.09	0	500	86.9	86.9	0.0	0.0	85.4	10.2	2.2	0.0	0.0	4.8	0.0	-0.0	-15.7	-15.7
1347	478421.38	5367785.44	344.00	0	500	80.1	80.1	0.0	0.0	78.7	4.7	2.2	0.0	0.0	7.0	0.0	-0.0	-12.4	-12.4
1348	479457.77	5367459.79	328.03	0	500	83.2	83.2	0.0	0.0	81.8	6.7	2.2	0.0	0.0	4.8	0.0	-0.0	-12.2	-12.2
1349	480598.87	5367130.18	325.99	0	500	85.7	85.7	0.0	0.0	84.3	8.9	2.2	0.0	0.0	4.8	0.0	-0.0	-14.5	-14.5
1350	478854.53	5367634.21	335.70	0	500	81.5	81.5	0.0	0.0	80.1	5.5	2.2	0.0	0.0	4.9	0.0	-0.0	-11.2	-11.2
1351	479666.00	5367399.59	326.00	0	500	83.7	83.7	0.0	0.0	82.3	7.1	2.2	0.0	0.0	4.8	0.0	-0.0	-12.7	-12.7
1352	479985.51	5367307.21	322.00	0	500	84.4	84.4	0.0	0.0	83.0	7.7	2.2	0.0	0.0	4.8	0.0	-0.0	-13.3	-13.3
1353	480548.54	5367144.41	326.00	0	500	85.6	85.6	0.0	0.0	84.2	8.8	2.2	0.0	0.0	4.8	0.0	-0.0	-14.4	-14.4
1354	478856.06	5367633.77	335.79	0	500	81.5	81.5	0.0	0.0	80.1	5.5	2.2	0.0	0.0	4.9	0.0	-0.0	-11.3	-11.3
1355	479672.82	5367397.61	326.00	0	500	83.7	83.7	0.0	0.0	82.3	7.1	2.2	0.0	0.0	4.8	0.0	-0.0	-12.7	-12.7
1356	481230.03	5367500.61	318.00	0	500	86.4	86.4	0.0	0.0	85.0	9.7	2.2	0.0	0.0	4.8	0.0	-0.0	-15.4	-15.4
1357	480998.15	5367425.16	322.00	0	500	86.1	86.1	0.0	0.0	84.7	9.4	2.2	0.0	0.0	4.8	0.0	-0.0	-15.0	-15.0
1358	479565.58	5367428.62	326.00	0	500	83.4	83.4	0.0	0.0	82.0	6.9	2.2	0.0	0.0	4.8	0.0	-0.0	-12.6	-12.6
1359	481104.58	5367468.73	320.00	0	500	86.2	86.2	0.0	0.0	84.9	9.5	2.2	0.0	0.0	4.8	0.0	-0.0	-15.2	-15.2
1360	479003.15	5367591.24	332.00	0	500	81.9	81.9	0.0	0.0	80.6	5.8	2.2	0.0	0.0	4.8	0.0	-0.0	-11.5	-11.5
1361	479849.84	5367346.43	322.00	0	500	84.0	84.0	0.0	0.0	82.7	7.4	2.2	0.0	0.0	11.2	0.0	-0.0	-19.5	-19.5

Line Source, ISO 9613, Name: "HaulTruck2", ID: "Yr3_HaulTruck2"																			
Nr.	X (m)	Y (m)	Z (m)	Refl.	Freq. (Hz)	LxT dB(A)	LxN dB(A)	K0 (dB)	Dc (dB)	Adiv (dB)	Aatm (dB)	Agr (dB)	Afol (dB)	Ahous (dB)	Abar (dB)	Cmet (dB)	RL (dB)	LrT dB(A)	LrN dB(A)
1362	481021.05	5367440.43	320.00	0	500	86.1	86.1	0.0	0.0	84.7	9.4	2.2	0.0	0.0	4.8	0.0	-0.0	-15.1	-15.1
1363	480445.26	5367174.27	326.00	0	500	85.3	85.3	0.0	0.0	84.0	8.6	2.2	0.0	0.0	4.8	0.0	-0.0	-14.3	-14.3
1364	480952.67	5367394.85	322.00	0	500	86.0	86.0	0.0	0.0	84.7	9.3	2.2	0.0	0.0	4.8	0.0	-0.0	-15.0	-15.0
1365	481236.16	5367502.17	318.00	0	500	86.3	86.3	0.0	0.0	85.0	9.7	2.2	0.0	0.0	4.8	0.0	-0.0	-15.4	-15.4
1366	481268.62	5367510.42	318.00	0	500	86.4	86.4	0.0	0.0	85.1	9.8	2.2	0.0	0.0	4.8	0.0	-0.0	-15.5	-15.5
1367	480779.29	5367279.26	326.00	0	500	85.7	85.7	0.0	0.0	84.5	9.1	2.2	0.0	0.0	4.8	0.0	-0.0	-14.8	-14.8
1368	478319.76	5367854.05	340.06	0	500	79.5	79.5	0.0	0.0	78.3	4.4	2.2	0.0	0.0	11.6	0.0	-0.0	-17.0	-17.0
1369	480848.45	5367325.37	324.00	0	500	85.8	85.8	0.0	0.0	84.5	9.2	2.2	0.0	0.0	4.8	0.0	-0.0	-14.9	-14.9
1370	479569.57	5367427.47	326.00	0	500	83.3	83.3	0.0	0.0	82.1	6.9	2.2	0.0	0.0	4.8	0.0	-0.0	-12.7	-12.7
1371	481221.39	5367498.42	318.00	0	500	86.2	86.2	0.0	0.0	85.0	9.7	2.2	0.0	0.0	4.8	0.0	-0.0	-15.5	-15.5
1372	481344.95	5367529.83	314.00	0	500	86.4	86.4	0.0	0.0	85.2	9.9	2.2	0.0	0.0	4.8	0.0	-0.0	-15.7	-15.7
1373	479112.99	5367559.48	325.60	0	500	82.1	82.1	0.0	0.0	80.9	6.0	2.2	0.0	0.0	14.8	0.0	-0.0	-21.8	-21.8
1374	480450.00	5367172.90	326.00	0	500	85.2	85.2	0.0	0.0	84.0	8.6	2.2	0.0	0.0	4.8	0.0	-0.0	-14.4	-14.4
1375	480805.94	5367297.03	326.00	0	500	85.7	85.7	0.0	0.0	84.5	9.1	2.2	0.0	0.0	4.8	0.0	-0.0	-14.9	-14.9
1376	480793.98	5367289.05	326.00	0	500	85.7	85.7	0.0	0.0	84.5	9.1	2.2	0.0	0.0	4.8	0.0	-0.0	-14.9	-14.9
1377	480869.55	5367339.43	324.00	0	500	85.7	85.7	0.0	0.0	84.6	9.2	2.2	0.0	0.0	4.8	0.0	-0.0	-15.0	-15.0
1378	480448.74	5367173.27	326.00	0	500	85.2	85.2	0.0	0.0	84.0	8.6	2.2	0.0	0.0	4.8	0.0	-0.0	-14.4	-14.4
1379	480314.72	5367212.02	324.00	0	500	84.9	84.9	0.0	0.0	83.7	8.3	2.2	0.0	0.0	4.8	0.0	-0.0	-14.2	-14.2
1380	479642.66	5367406.34	326.00	0	500	83.3	83.3	0.0	0.0	82.2	7.0	2.2	0.0	0.0	4.8	0.0	-0.0	-12.9	-12.9
1381	481025.93	5367443.68	320.00	0	500	85.8	85.8	0.0	0.0	84.8	9.4	2.2	0.0	0.0	4.8	0.0	-0.0	-15.3	-15.3
1382	481198.75	5367492.66	318.00	0	500	86.1	86.1	0.0	0.0	85.0	9.7	2.2	0.0	0.0	4.8	0.0	-0.0	-15.6	-15.6
1383	481071.43	5367460.30	320.00	0	500	85.9	85.9	0.0	0.0	84.8	9.5	2.2	0.0	0.0	4.8	0.0	-0.0	-15.4	-15.4
1384	481382.06	5367539.26	314.00	0	500	86.3	86.3	0.0	0.0	85.3	10.0	2.2	0.0	0.0	4.8	0.0	-0.0	-15.9	-15.9
1385	479735.87	5367379.38	326.00	0	500	83.5	83.5	0.0	0.0	82.5	7.2	2.2	0.0	0.0	4.8	0.0	-0.0	-13.1	-13.1
1386	480954.62	5367396.14	322.00	0	500	85.7	85.7	0.0	0.0	84.7	9.3	2.2	0.0	0.0	4.8	0.0	-0.0	-15.2	-15.2
1387	477449.26	5368441.83	350.00	0	500	74.1	74.1	0.0	0.0	73.0	2.4	2.2	0.0	0.0	13.7	0.0	-0.0	-17.3	-17.3
1388	479377.63	5367482.97	330.00	0	500	82.6	82.6	0.0	0.0	81.6	6.5	2.2	0.0	0.0	4.8	0.0	-0.0	-12.5	-12.5
1389	477852.57	5368169.50	360.00	0	500	76.8	76.8	0.0	0.0	75.8	3.4	2.2	0.0	0.0	7.5	0.0	-0.0	-12.1	-12.1
1390	479443.89	5367463.81	329.64	0	500	82.8	82.8	0.0	0.0	81.8	6.6	2.2	0.0	0.0	4.8	0.0	-0.0	-12.6	-12.6
1391	481062.82	5367458.11	320.00	0	500	85.8	85.8	0.0	0.0	84.8	9.4	2.2	0.0	0.0	4.8	0.0	-0.0	-15.4	-15.4
1392	481561.02	5367591.24	316.94	0	500	86.5	86.5	0.0	0.0	85.5	10.3	2.2	0.0	0.0	4.8	0.0	-0.0	-16.2	-16.2
1393	480723.58	5367209.30	327.25	0	500	85.4	85.4	0.0	0.0	84.4	9.0	2.2	0.0	0.0	4.8	0.0	-0.0	-15.0	-15.0
1394	478328.15	5367848.39	342.00	0	500	79.3	79.3	0.0	0.0	78.3	4.5	2.2	0.0	0.0	10.8	0.0	-0.0	-16.4	-16.4
1395	481559.93	5367590.59	316.87	0	500	86.5	86.5	0.0	0.0	85.5	10.3	2.2	0.0	0.0	4.8	0.0	-0.0	-16.3	-16.3
1396	481528.93	5367576.59	317.29	0	500	86.4	86.4	0.0	0.0	85.5	10.2	2.2	0.0	0.0	4.8	0.0	-0.0	-16.2	-16.2
1397	481182.05	5367488.42	318.00	0	500	85.9	85.9	0.0	0.0	85.0	9.6	2.2	0.0	0.0	4.8	0.0	-0.0	-15.7	-15.7
1398	478548.83	5367722.60	338.74	0	500	80.1	80.1	0.0	0.0	79.2	4.9	2.2	0.0	0.0	6.8	0.0	-0.0	-13.0	-13.0
1399	478062.57	5368027.71	357.47	0	500	77.9	77.9	0.0	0.0	77.0	3.8	2.2	0.0	0.0	5.8	0.0	-0.0	-10.9	-10.9
1400	481613.24	5367622.35	316.00	0	500	86.5	86.5	0.0	0.0	85.6	10.3	2.2	0.0	0.0	4.8	0.0	-0.0	-16.4	-16.4
1401	478481.79	5367744.65	341.09	0	500	79.9	79.9	0.0	0.0	79.0	4.8	2.2	0.0	0.0	7.1	0.0	-0.0	-13.2	-13.2
1402	480599.82	5367130.51	326.00	0	500	85.2	85.2	0.0	0.0	84.3	8.9	2.2	0.0	0.0	4.8	0.0	-0.0	-15.0	-15.0
1403	480671.87	5367155.79	326.43	0	500	85.3	85.3	0.0	0.0	84.4	9.0	2.2	0.0	0.0	4.8	0.0	-0.0	-15.1	-15.1
1404	479156.98	5367546.76	325.41	0	500	81.9	81.9	0.0	0.0	81.0	6.1	2.2	0.0	0.0	10.3	0.0	-0.0	-17.7	-17.7
1405	481536.94	5367578.63	317.25	0	500	86.4	86.4	0.0	0.0	85.5	10.2	2.2	0.0	0.0	4.8	0.0	-0.0	-16.3	-16.3
1406	480040.34	5367291.35	322.00	0	500	84.0	84.0	0.0	0.0	83.1	7.8	2.2	0.0	0.0	4.8	0.0	-0.0	-13.9	-13.9
1407	480822.84	5367308.29	326.00	0	500	85.4	85.4	0.0	0.0	84.5	9.1	2.2	0.0	0.0	4.8	0.0	-0.0	-15.2	-15.2
1408	480853.39	5367328.66	324.00	0	500	85.4	85.4	0.0	0.0	84.5	9.2	2.2	0.0	0.0	4.8	0.0	-0.0	-15.3	-15.3
1409	481129.04	5367474.94	320.00	0	500	85.7	85.7	0.0	0.0	84.9	9.6	2.2	0.0	0.0	4.8	0.0	-0.0	-15.7	-15.7
1410	478756.53	5367662.55	335.86	0	500	80.7	80.7	0.0	0.0	79.8	5.3	2.2	0.0	0.0	4.9	0.0	-0.0	-11.6	-11.6
1411	478682.20	5367684.04	336.00	0	500	80.4	80.4	0.0	0.0	79.6	5.2	2.2	0.0	0.0	5.0	0.0	-0.0	-11.7	-11.7
1412	478605.49	5367706.22	339.29	0	500	80.2	80.2	0.0	0.0	79.4	5.0	2.2	0.0	0.0	5.0	0.0	-0.0	-11.5	-11.5
1413	481343.80	5367529.53	314.00	0	500	86.0	86.0	0.0	0.0	85.2	9.9	2.2	0.0	0.0	4.8	0.0	-0.0	-16.1	-16.1
1414	481204.16	5367494.04	318.00	0	500	85.8	85.8	0.0	0.0	85.0	9.7	2.2	0.0	0.0	4.8	0.0	-0.0	-15.9	-15.9
1415	480313.51	5367212.37	324.00	0	500	84.4	84.4	0.0	0.0	83.7	8.3	2.2	0.0	0.0	4.8	0.0	-0.0	-14.6	-14.6
1416	477815.60	5368194.47	362.00	0	500	76.3	76.3	0.0	0.0	75.6	3.3	2.2	0.0	0.0	8.8	0.0	-0.0	-13.5	-13.5
1417	477243.33	5368539.92	344.00	0	500	72.1	72.1	0.0	0.0	71.4	2.0	2.2	0.0	0.0	28.7	0.0	-0.0	-32.2	-32.2
1418	479061.36	5367574.41	329.77	0	500	81.4	81.4	0.0	0.0	80.7	5.9	2.2	0.0	0.0	4.8	0.0	-0.0	-12.2	-12.2
1419	481380.93	5367538.97	314.00	0	500	86.0	86.0	0.0	0.0	85.3	10.0	2.2	0.0	0.0	4.8	0.0	-0.0	-16.2	-16.2
1420	481179.33	5367487.73	318.00	0	500	85.7	85.7	0.0	0.0	85.0	9.6	2.2	0.0	0.0	4.8	0.0	-0.0	-15.9	-15.9
1421	479055.48	5367576.11	330.00	0	500	81.4	81.4	0.0	0.0	80.7	5.9	2.2	0.0	0.0	4.8	0.0	-0.0	-12.2	-12.2

Line Source, ISO 9613, Name: "HaulTruck2", ID: "Yr3_HaulTruck2"																			
Nr.	X (m)	Y (m)	Z (m)	Refl.	Freq. (Hz)	LxT dB(A)	LxN dB(A)	K0 (dB)	Dc (dB)	Adiv (dB)	Aatm (dB)	Agr (dB)	Afol (dB)	Ahous (dB)	Abar (dB)	Cmet (dB)	RL (dB)	LrT dB(A)	LrN dB(A)
1422	481266.19	5367509.81	318.00	0	500	85.8	85.8	0.0	0.0	85.1	9.8	2.2	0.0	0.0	4.8	0.0	-0.0	-16.1	-16.1
1423	479349.99	5367490.96	331.59	0	500	82.2	82.2	0.0	0.0	81.5	6.5	2.2	0.0	0.0	4.8	0.0	-0.0	-12.8	-12.8
1424	480839.83	5367319.62	324.00	0	500	85.2	85.2	0.0	0.0	84.5	9.2	2.2	0.0	0.0	4.8	0.0	-0.0	-15.5	-15.5
1425	479428.66	5367468.21	329.99	0	500	82.4	82.4	0.0	0.0	81.7	6.6	2.2	0.0	0.0	4.8	0.0	-0.0	-13.0	-13.0
1426	479677.41	5367396.29	326.00	0	500	83.0	83.0	0.0	0.0	82.3	7.1	2.2	0.0	0.0	4.8	0.0	-0.0	-13.4	-13.4
1427	481135.65	5367476.63	320.00	0	500	85.6	85.6	0.0	0.0	84.9	9.6	2.2	0.0	0.0	4.8	0.0	-0.0	-15.9	-15.9
1428	481181.01	5367488.15	318.00	0	500	85.6	85.6	0.0	0.0	85.0	9.6	2.2	0.0	0.0	4.8	0.0	-0.0	-16.0	-16.0
1429	480294.95	5367217.73	322.00	0	500	84.3	84.3	0.0	0.0	83.7	8.3	2.2	0.0	0.0	4.8	0.0	-0.0	-14.7	-14.7
1430	480778.47	5367278.71	326.00	0	500	85.1	85.1	0.0	0.0	84.5	9.1	2.2	0.0	0.0	4.8	0.0	-0.0	-15.4	-15.4
1431	481518.66	5367573.98	317.23	0	500	86.1	86.1	0.0	0.0	85.5	10.2	2.2	0.0	0.0	4.8	0.0	-0.0	-16.5	-16.5
1432	477254.10	5368539.72	343.95	0	500	72.1	72.1	0.0	0.0	71.4	2.0	2.2	0.0	0.0	28.3	0.0	-0.0	-31.9	-31.9
1433	478869.56	5367629.87	334.32	0	500	80.8	80.8	0.0	0.0	80.2	5.5	2.2	0.0	0.0	4.9	0.0	-0.0	-12.0	-12.0
1434	477742.87	5368243.57	366.00	0	500	75.8	75.8	0.0	0.0	75.1	3.1	2.2	0.0	0.0	4.8	0.0	-0.0	-9.6	-9.6
1435	479106.27	5367561.43	326.37	0	500	81.5	81.5	0.0	0.0	80.9	6.0	2.2	0.0	0.0	12.3	0.0	-0.0	-19.9	-19.9
1436	479003.54	5367591.13	332.00	0	500	81.2	81.2	0.0	0.0	80.6	5.8	2.2	0.0	0.0	4.8	0.0	-0.0	-12.2	-12.2
1437	479820.39	5367354.95	322.64	0	500	83.3	83.3	0.0	0.0	82.6	7.4	2.2	0.0	0.0	13.0	0.0	-0.0	-21.9	-21.9
1438	480614.88	5367135.79	326.14	0	500	84.9	84.9	0.0	0.0	84.3	8.9	2.2	0.0	0.0	4.8	0.0	-0.0	-15.3	-15.3
1439	480944.12	5367389.14	322.00	0	500	85.2	85.2	0.0	0.0	84.6	9.3	2.2	0.0	0.0	4.8	0.0	-0.0	-15.7	-15.7
1440	481435.86	5367552.93	314.00	0	500	85.9	85.9	0.0	0.0	85.3	10.1	2.2	0.0	0.0	4.8	0.0	-0.0	-16.5	-16.5
1441	480563.84	5367139.99	326.00	0	500	84.8	84.8	0.0	0.0	84.2	8.8	2.2	0.0	0.0	4.8	0.0	-0.0	-15.3	-15.3
1442	480528.43	5367150.23	326.00	0	500	84.7	84.7	0.0	0.0	84.1	8.8	2.2	0.0	0.0	4.8	0.0	-0.0	-15.2	-15.2
1443	480921.40	5367374.00	322.00	0	500	85.2	85.2	0.0	0.0	84.6	9.3	2.2	0.0	0.0	4.8	0.0	-0.0	-15.7	-15.7
1444	479758.04	5367372.97	326.00	0	500	83.0	83.0	0.0	0.0	82.5	7.3	2.2	0.0	0.0	4.8	0.0	-0.0	-13.7	-13.7
1445	479320.08	5367499.61	330.00	0	500	81.9	81.9	0.0	0.0	81.4	6.4	2.2	0.0	0.0	4.8	0.0	-0.0	-12.9	-12.9
1446	478712.33	5367675.33	335.01	0	500	80.2	80.2	0.0	0.0	79.7	5.3	2.2	0.0	0.0	5.0	0.0	-0.0	-11.9	-11.9
1447	481511.15	5367572.07	317.13	0	500	85.9	85.9	0.0	0.0	85.5	10.2	2.2	0.0	0.0	4.8	0.0	-0.0	-16.7	-16.7
1448	481425.72	5367550.36	314.00	0	500	85.8	85.8	0.0	0.0	85.3	10.0	2.2	0.0	0.0	4.8	0.0	-0.0	-16.6	-16.6
1449	480517.27	5367153.45	326.00	0	500	84.6	84.6	0.0	0.0	84.1	8.7	2.2	0.0	0.0	4.8	0.0	-0.0	-15.3	-15.3
1450	479055.08	5367576.23	330.00	0	500	81.2	81.2	0.0	0.0	80.7	5.9	2.2	0.0	0.0	4.8	0.0	-0.0	-12.4	-12.4
1451	480901.47	5367360.71	324.00	0	500	85.1	85.1	0.0	0.0	84.6	9.2	2.2	0.0	0.0	4.8	0.0	-0.0	-15.8	-15.8
1452	479445.84	5367463.24	329.10	0	500	82.2	82.2	0.0	0.0	81.8	6.6	2.2	0.0	0.0	4.8	0.0	-0.0	-13.2	-13.2
1453	479881.88	5367337.17	322.00	0	500	83.2	83.2	0.0	0.0	82.8	7.5	2.2	0.0	0.0	4.8	0.0	-0.0	-14.1	-14.1
1454	481541.48	5367579.78	317.16	0	500	85.9	85.9	0.0	0.0	85.5	10.2	2.2	0.0	0.0	4.8	0.0	-0.0	-16.8	-16.8
1455	481533.64	5367577.79	317.29	0	500	85.9	85.9	0.0	0.0	85.5	10.2	2.2	0.0	0.0	4.8	0.0	-0.0	-16.8	-16.8
1456	478234.37	5367911.70	344.00	0	500	78.3	78.3	0.0	0.0	77.8	4.2	2.2	0.0	0.0	15.7	0.0	-0.0	-21.7	-21.7
1457	481186.08	5367489.44	318.00	0	500	85.4	85.4	0.0	0.0	85.0	9.6	2.2	0.0	0.0	4.8	0.0	-0.0	-16.2	-16.2
1458	481306.45	5367520.04	316.00	0	500	85.6	85.6	0.0	0.0	85.1	9.8	2.2	0.0	0.0	4.8	0.0	-0.0	-16.4	-16.4
1459	480975.49	5367410.06	322.00	0	500	85.1	85.1	0.0	0.0	84.7	9.3	2.2	0.0	0.0	4.8	0.0	-0.0	-15.9	-15.9
1460	477682.32	5368284.46	368.50	0	500	75.1	75.1	0.0	0.0	74.7	3.0	2.2	0.0	0.0	4.9	0.0	-0.0	-9.7	-9.7
1461	480994.41	5367422.67	322.00	0	500	85.1	85.1	0.0	0.0	84.7	9.3	2.2	0.0	0.0	4.8	0.0	-0.0	-16.0	-16.0
1462	478255.57	5367897.39	340.00	0	500	78.3	78.3	0.0	0.0	78.0	4.3	2.2	0.0	0.0	16.1	0.0	-0.0	-22.3	-22.3
1463	479850.86	5367346.14	322.00	0	500	83.1	83.1	0.0	0.0	82.7	7.4	2.2	0.0	0.0	11.1	0.0	-0.0	-20.4	-20.4
1464	480999.00	5367425.73	322.00	0	500	85.1	85.1	0.0	0.0	84.7	9.4	2.2	0.0	0.0	4.8	0.0	-0.0	-16.0	-16.0
1465	479847.98	5367346.97	322.00	0	500	83.1	83.1	0.0	0.0	82.7	7.4	2.2	0.0	0.0	11.3	0.0	-0.0	-20.6	-20.6
1466	480567.71	5367138.87	326.00	0	500	84.6	84.6	0.0	0.0	84.2	8.8	2.2	0.0	0.0	4.8	0.0	-0.0	-15.5	-15.5
1467	481097.12	5367466.83	320.00	0	500	85.2	85.2	0.0	0.0	84.8	9.5	2.2	0.0	0.0	4.8	0.0	-0.0	-16.2	-16.2
1468	481427.94	5367550.92	314.00	0	500	85.6	85.6	0.0	0.0	85.3	10.0	2.2	0.0	0.0	4.8	0.0	-0.0	-16.7	-16.7
1469	481575.32	5367599.76	317.88	0	500	85.8	85.8	0.0	0.0	85.5	10.3	2.2	0.0	0.0	4.8	0.0	-0.0	-17.0	-17.0
1470	478748.36	5367664.91	335.80	0	500	80.1	80.1	0.0	0.0	79.8	5.3	2.2	0.0	0.0	4.9	0.0	-0.0	-12.2	-12.2
1471	480721.08	5367205.40	327.33	0	500	84.7	84.7	0.0	0.0	84.4	9.0	2.2	0.0	0.0	4.8	0.0	-0.0	-15.8	-15.8
1472	481428.94	5367551.17	314.00	0	500	85.6	85.6	0.0	0.0	85.3	10.0	2.2	0.0	0.0	4.8	0.0	-0.0	-16.8	-16.8
1473	480568.87	5367138.54	325.98	0	500	84.5	84.5	0.0	0.0	84.2	8.8	2.2	0.0	0.0	4.8	0.0	-0.0	-15.6	-15.6
1474	478504.16	5367735.52	340.60	0	500	79.3	79.3	0.0	0.0	79.0	4.9	2.2	0.0	0.0	6.8	0.0	-0.0	-13.7	-13.7
1475	479618.78	5367413.24	326.00	0	500	82.4	82.4	0.0	0.0	82.2	7.0	2.2	0.0	0.0	4.8	0.0	-0.0	-13.7	-13.7
1476	480615.67	5367136.07	326.15	0	500	84.5	84.5	0.0	0.0	84.3	8.9	2.2	0.0	0.0	4.8	0.0	-0.0	-15.7	-15.7
1477	480727.90	5367216.06	327.32	0	500	84.6	84.6	0.0	0.0	84.4	9.0	2.2	0.0	0.0	4.8	0.0	-0.0	-15.9	-15.9
1478	478327.97	5367848.51	342.00	0	500	78.4	78.4	0.0	0.0	78.3	4.5	2.2	0.0	0.0	10.8	0.0	-0.0	-17.3	-17.3
1479	481480.00	5367564.15	316.00	0	500	85.6	85.6	0.0	0.0	85.4	10.1	2.2	0.0	0.0	4.8	0.0	-0.0	-17.0	-17.0
1480	480544.62	5367145.55	326.03	0	500	84.3	84.3	0.0	0.0	84.2	8.8	2.2	0.0	0.0	4.8	0.0	-0.0	-15.6	-15.6
1481	479057.62	5367575.49	330.00	0	500	80.9	80.9	0.0	0.0	80.7	5.9	2.2	0.0	0.0	4.8	0.0	-0.0	-12.8	-12.8

Line Source, ISO 9613, Name: "HaulTruck2", ID: "Yr3_HaulTruck2"																			
Nr.	X (m)	Y (m)	Z (m)	Refl.	Freq. (Hz)	LxT dB(A)	LxN dB(A)	K0 (dB)	Dc (dB)	Adiv (dB)	Aatm (dB)	Agr (dB)	Afol (dB)	Ahous (dB)	Abar (dB)	Cmet (dB)	RL (dB)	LrT dB(A)	LrN dB(A)
1482	481597.23	5367612.81	317.51	0	500	85.7	85.7	0.0	0.0	85.6	10.3	2.2	0.0	0.0	4.8	0.0	-0.0	-17.2	-17.2
1483	480443.48	5367174.79	326.00	0	500	84.1	84.1	0.0	0.0	84.0	8.6	2.2	0.0	0.0	4.8	0.0	-0.0	-15.5	-15.5
1484	480823.88	5367308.99	326.00	0	500	84.6	84.6	0.0	0.0	84.5	9.1	2.2	0.0	0.0	4.8	0.0	-0.0	-16.0	-16.0
1485	477933.16	5368115.09	358.00	0	500	76.4	76.4	0.0	0.0	76.3	3.5	2.2	0.0	0.0	7.2	0.0	-0.0	-12.9	-12.9
1486	480654.45	5367149.68	326.47	0	500	84.4	84.4	0.0	0.0	84.4	9.0	2.2	0.0	0.0	4.8	0.0	-0.0	-15.9	-15.9
1487	479378.08	5367482.84	330.00	0	500	81.6	81.6	0.0	0.0	81.6	6.5	2.2	0.0	0.0	4.8	0.0	-0.0	-13.5	-13.5
1488	481520.28	5367574.39	317.23	0	500	85.5	85.5	0.0	0.0	85.5	10.2	2.2	0.0	0.0	4.8	0.0	-0.0	-17.2	-17.2
1489	481429.90	5367551.42	314.00	0	500	85.3	85.3	0.0	0.0	85.3	10.0	2.2	0.0	0.0	4.8	0.0	-0.0	-17.0	-17.0
1490	481565.99	5367594.20	317.24	0	500	85.5	85.5	0.0	0.0	85.5	10.3	2.2	0.0	0.0	4.8	0.0	-0.0	-17.3	-17.3
1491	480035.35	5367292.79	322.00	0	500	83.1	83.1	0.0	0.0	83.1	7.8	2.2	0.0	0.0	4.8	0.0	-0.0	-14.8	-14.8
1492	481558.58	5367589.79	316.77	0	500	85.5	85.5	0.0	0.0	85.5	10.3	2.2	0.0	0.0	4.8	0.0	-0.0	-17.3	-17.3
1493	481251.34	5367506.03	318.00	0	500	85.1	85.1	0.0	0.0	85.1	9.7	2.2	0.0	0.0	4.8	0.0	-0.0	-16.8	-16.8
1494	481354.80	5367532.33	314.00	0	500	85.2	85.2	0.0	0.0	85.2	9.9	2.2	0.0	0.0	4.8	0.0	-0.0	-17.0	-17.0
1495	478564.29	5367718.13	338.58	0	500	79.2	79.2	0.0	0.0	79.2	5.0	2.2	0.0	0.0	5.0	0.0	-0.0	-12.3	-12.3
1496	478221.38	5367920.48	346.00	0	500	77.7	77.7	0.0	0.0	77.8	4.2	2.2	0.0	0.0	16.2	0.0	-0.0	-22.6	-22.6
1497	479002.79	5367591.35	332.00	0	500	80.5	80.5	0.0	0.0	80.6	5.8	2.2	0.0	0.0	4.8	0.0	-0.0	-12.9	-12.9
1498	479577.20	5367425.26	326.00	0	500	82.0	82.0	0.0	0.0	82.1	6.9	2.2	0.0	0.0	4.8	0.0	-0.0	-14.0	-14.0
1499	479296.91	5367506.31	328.00	0	500	81.3	81.3	0.0	0.0	81.4	6.4	2.2	0.0	0.0	4.8	0.0	-0.0	-13.4	-13.4
1500	478480.14	5367745.76	341.05	0	500	78.9	78.9	0.0	0.0	78.9	4.8	2.2	0.0	0.0	7.1	0.0	-0.0	-14.2	-14.2
1501	480988.94	5367419.02	322.00	0	500	84.6	84.6	0.0	0.0	84.7	9.3	2.2	0.0	0.0	4.8	0.0	-0.0	-16.4	-16.4
1502	481431.56	5367551.84	314.00	0	500	85.2	85.2	0.0	0.0	85.3	10.0	2.2	0.0	0.0	4.8	0.0	-0.0	-17.2	-17.2
1503	479145.12	5367550.19	324.18	0	500	80.8	80.8	0.0	0.0	81.0	6.1	2.2	0.0	0.0	13.1	0.0	-0.0	-21.5	-21.5
1504	478752.55	5367663.70	335.92	0	500	79.7	79.7	0.0	0.0	79.8	5.3	2.2	0.0	0.0	4.9	0.0	-0.0	-12.6	-12.6
1505	481471.86	5367562.08	316.00	0	500	85.2	85.2	0.0	0.0	85.4	10.1	2.2	0.0	0.0	4.8	0.0	-0.0	-17.3	-17.3
1506	481426.70	5367550.60	314.00	0	500	85.2	85.2	0.0	0.0	85.3	10.0	2.2	0.0	0.0	4.8	0.0	-0.0	-17.2	-17.2
1507	480997.34	5367424.62	322.00	0	500	84.4	84.4	0.0	0.0	84.7	9.4	2.2	0.0	0.0	4.8	0.0	-0.0	-16.6	-16.6
1508	478617.37	5367702.79	339.42	0	500	79.1	79.1	0.0	0.0	79.4	5.1	2.2	0.0	0.0	5.1	0.0	-0.0	-12.7	-12.7
1509	480149.65	5367259.75	322.00	0	500	83.1	83.1	0.0	0.0	83.4	8.0	2.2	0.0	0.0	4.8	0.0	-0.0	-15.3	-15.3
1510	479984.88	5367307.39	322.00	0	500	82.7	82.7	0.0	0.0	83.0	7.7	2.2	0.0	0.0	4.8	0.0	-0.0	-15.0	-15.0
1511	480822.12	5367307.81	326.00	0	500	84.2	84.2	0.0	0.0	84.5	9.1	2.2	0.0	0.0	4.8	0.0	-0.0	-16.4	-16.4
1512	481341.08	5367528.84	314.00	0	500	84.9	84.9	0.0	0.0	85.2	9.9	2.2	0.0	0.0	4.8	0.0	-0.0	-17.2	-17.2
1513	480040.95	5367291.18	322.00	0	500	82.8	82.8	0.0	0.0	83.1	7.8	2.2	0.0	0.0	4.8	0.0	-0.0	-15.2	-15.2
1514	481475.60	5367563.03	316.00	0	500	85.0	85.0	0.0	0.0	85.4	10.1	2.2	0.0	0.0	4.8	0.0	-0.0	-17.5	-17.5
1515	481116.32	5367471.71	320.00	0	500	84.5	84.5	0.0	0.0	84.9	9.5	2.2	0.0	0.0	4.8	0.0	-0.0	-16.9	-16.9
1516	480306.77	5367214.32	324.00	0	500	83.3	83.3	0.0	0.0	83.7	8.3	2.2	0.0	0.0	4.8	0.0	-0.0	-15.7	-15.7
1517	481034.77	5367449.58	320.00	0	500	84.4	84.4	0.0	0.0	84.8	9.4	2.2	0.0	0.0	4.8	0.0	-0.0	-16.8	-16.8
1518	481537.98	5367578.89	317.21	0	500	85.1	85.1	0.0	0.0	85.5	10.2	2.2	0.0	0.0	4.8	0.0	-0.0	-17.6	-17.6
1519	480758.88	5367264.52	326.00	0	500	84.0	84.0	0.0	0.0	84.4	9.1	2.2	0.0	0.0	4.8	0.0	-0.0	-16.5	-16.5
1520	479842.25	5367348.63	322.00	0	500	82.3	82.3	0.0	0.0	82.7	7.4	2.2	0.0	0.0	11.6	0.0	-0.0	-21.7	-21.7
1521	478331.70	5367845.99	342.00	0	500	77.9	77.9	0.0	0.0	78.3	4.5	2.2	0.0	0.0	10.6	0.0	-0.0	-17.8	-17.8
1522	479723.47	5367382.97	326.00	0	500	82.0	82.0	0.0	0.0	82.4	7.2	2.2	0.0	0.0	4.8	0.0	-0.0	-14.6	-14.6
1523	479842.71	5367348.49	322.00	0	500	82.3	82.3	0.0	0.0	82.7	7.4	2.2	0.0	0.0	11.6	0.0	-0.0	-21.7	-21.7
1524	479162.74	5367545.10	326.00	0	500	80.6	80.6	0.0	0.0	81.0	6.1	2.2	0.0	0.0	10.1	0.0	-0.0	-18.9	-18.9
1525	480902.39	5367361.32	324.00	0	500	84.2	84.2	0.0	0.0	84.6	9.2	2.2	0.0	0.0	4.8	0.0	-0.0	-16.7	-16.7
1526	479378.45	5367482.73	330.00	0	500	81.1	81.1	0.0	0.0	81.6	6.5	2.2	0.0	0.0	4.8	0.0	-0.0	-14.0	-14.0
1527	479647.25	5367405.01	326.00	0	500	81.8	81.8	0.0	0.0	82.3	7.0	2.2	0.0	0.0	4.8	0.0	-0.0	-14.5	-14.5
1528	481233.36	5367501.46	318.00	0	500	84.6	84.6	0.0	0.0	85.0	9.7	2.2	0.0	0.0	4.8	0.0	-0.0	-17.2	-17.2
1529	479464.52	5367457.84	328.00	0	500	81.3	81.3	0.0	0.0	81.8	6.7	2.2	0.0	0.0	4.8	0.0	-0.0	-14.2	-14.2
1530	477872.57	5368156.00	360.00	0	500	75.5	75.5	0.0	0.0	75.9	3.4	2.2	0.0	0.0	7.2	0.0	-0.0	-13.4	-13.4
1531	481600.18	5367614.57	317.25	0	500	85.1	85.1	0.0	0.0	85.6	10.3	2.2	0.0	0.0	4.8	0.0	-0.0	-17.8	-17.8
1532	481470.98	5367561.86	316.00	0	500	84.9	84.9	0.0	0.0	85.4	10.1	2.2	0.0	0.0	4.8	0.0	-0.0	-17.6	-17.6
1533	480805.21	5367296.54	326.00	0	500	84.0	84.0	0.0	0.0	84.5	9.1	2.2	0.0	0.0	4.8	0.0	-0.0	-16.6	-16.6
1534	480960.62	5367400.15	322.00	0	500	84.1	84.1	0.0	0.0	84.7	9.3	2.2	0.0	0.0	4.8	0.0	-0.0	-16.8	-16.8
1535	481002.92	5367428.34	321.57	0	500	84.2	84.2	0.0	0.0	84.7	9.4	2.2	0.0	0.0	4.8	0.0	-0.0	-16.9	-16.9
1536	478880.73	5367626.64	334.00	0	500	79.7	79.7	0.0	0.0	80.2	5.6	2.2	0.0	0.0	4.9	0.0	-0.0	-13.2	-13.2
1537	479458.24	5367459.66	328.00	0	500	81.2	81.2	0.0	0.0	81.8	6.7	2.2	0.0	0.0	4.8	0.0	-0.0	-14.2	-14.2
1538	481066.23	5367458.98	320.00	0	500	84.2	84.2	0.0	0.0	84.8	9.4	2.2	0.0	0.0	4.8	0.0	-0.0	-17.0	-17.0
1539	477943.46	5368108.13	356.15	0	500	75.7	75.7	0.0	0.0	76.3	3.6	2.2	0.0	0.0	9.2	0.0	-0.0	-15.6	-15.6
1540	480606.58	5367132.88	326.01	0	500	83.7	83.7	0.0	0.0	84.3	8.9	2.2	0.0	0.0	4.8	0.0	-0.0	-16.5	-16.5
1541	477706.79	5368267.94	368.00	0	500	74.3	74.3	0.0	0.0	74.9	3.0	2.2	0.0	0.0	4.8	0.0	-0.0	-10.7	-10.7

Line Source, ISO 9613, Name: "HaulTruck2", ID: "Yr3_HaulTruck2"																			
Nr.	X (m)	Y (m)	Z (m)	Refl.	Freq. (Hz)	LxT dB(A)	LxN dB(A)	K0 (dB)	Dc (dB)	Adiv (dB)	Aatm (dB)	Agr (dB)	Afol (dB)	Ahous (dB)	Abar (dB)	Cmet (dB)	RL (dB)	LrT dB(A)	LrN dB(A)
1542	481363.61	5367534.57	314.00	0	500	84.6	84.6	0.0	0.0	85.2	10.2	2.2	0.0	0.0	4.8	0.0	-0.0	-17.6	-17.6
1543	481521.18	5367574.62	317.22	0	500	84.8	84.8	0.0	0.0	85.5	10.2	2.2	0.0	0.0	4.8	0.0	-0.0	-17.9	-17.9
1544	479441.35	5367464.54	329.62	0	500	81.1	81.1	0.0	0.0	81.7	6.6	2.2	0.0	0.0	4.8	0.0	-0.0	-14.3	-14.3
1545	478586.52	5367711.71	338.84	0	500	78.6	78.6	0.0	0.0	79.3	5.0	2.2	0.0	0.0	5.0	0.0	-0.0	-13.0	-13.0
1546	479277.81	5367511.83	328.00	0	500	80.6	80.6	0.0	0.0	81.3	6.3	2.2	0.0	0.0	4.8	0.0	-0.0	-14.0	-14.0
1547	481103.66	5367468.49	320.00	0	500	84.1	84.1	0.0	0.0	84.9	9.5	2.2	0.0	0.0	4.8	0.0	-0.0	-17.2	-17.2
1548	481512.10	5367572.31	317.13	0	500	84.7	84.7	0.0	0.0	85.5	10.2	2.2	0.0	0.0	4.8	0.0	-0.0	-17.9	-17.9
1549	479378.80	5367482.63	330.00	0	500	80.8	80.8	0.0	0.0	81.6	6.5	2.2	0.0	0.0	4.8	0.0	-0.0	-14.3	-14.3
1550	478450.53	5367765.75	341.63	0	500	78.0	78.0	0.0	0.0	78.8	4.7	2.2	0.0	0.0	14.9	0.0	-0.0	-22.7	-22.7
1551	480307.72	5367214.04	324.00	0	500	82.9	82.9	0.0	0.0	83.7	8.3	2.2	0.0	0.0	4.8	0.0	-0.0	-16.1	-16.1
1552	481508.87	5367571.49	317.04	0	500	84.7	84.7	0.0	0.0	85.4	10.2	2.2	0.0	0.0	4.8	0.0	-0.0	-17.9	-17.9
1553	479366.34	5367486.23	330.77	0	500	80.8	80.8	0.0	0.0	81.5	6.5	2.2	0.0	0.0	4.8	0.0	-0.0	-14.3	-14.3
1554	479565.01	5367428.79	326.00	0	500	81.2	81.2	0.0	0.0	82.0	6.9	2.2	0.0	0.0	4.8	0.0	-0.0	-14.7	-14.7
1555	477244.13	5368539.91	344.00	0	500	70.5	70.5	0.0	0.0	71.4	2.0	2.2	0.0	0.0	28.7	0.0	-0.0	-33.7	-33.7
1556	479504.14	5367446.39	327.64	0	500	81.1	81.1	0.0	0.0	81.9	6.8	2.2	0.0	0.0	4.8	0.0	-0.0	-14.6	-14.6
1557	478756.80	5367662.47	335.85	0	500	79.0	79.0	0.0	0.0	79.8	5.3	2.2	0.0	0.0	4.9	0.0	-0.0	-13.3	-13.3
1558	481557.10	5367588.90	316.73	0	500	84.6	84.6	0.0	0.0	85.5	10.2	2.2	0.0	0.0	4.8	0.0	-0.0	-18.1	-18.1
1559	479620.48	5367412.75	326.00	0	500	81.3	81.3	0.0	0.0	82.2	7.0	2.2	0.0	0.0	4.8	0.0	-0.0	-14.9	-14.9
1560	478975.95	5367599.11	333.86	0	500	79.6	79.6	0.0	0.0	80.5	5.8	2.2	0.0	0.0	4.8	0.0	-0.0	-13.7	-13.7
1561	481432.40	5367552.05	314.00	0	500	84.4	84.4	0.0	0.0	85.3	10.0	2.2	0.0	0.0	4.8	0.0	-0.0	-17.9	-17.9
1562	480268.44	5367225.40	322.00	0	500	82.7	82.7	0.0	0.0	83.6	8.3	2.2	0.0	0.0	4.8	0.0	-0.0	-16.2	-16.2
1563	479784.29	5367365.38	324.59	0	500	81.7	81.7	0.0	0.0	82.6	7.3	2.2	0.0	0.0	4.8	0.0	-0.0	-15.2	-15.2
1564	481557.80	5367589.32	316.75	0	500	84.6	84.6	0.0	0.0	85.5	10.3	2.2	0.0	0.0	4.8	0.0	-0.0	-18.2	-18.2
1565	481565.21	5367593.73	317.17	0	500	84.6	84.6	0.0	0.0	85.5	10.3	2.2	0.0	0.0	4.8	0.0	-0.0	-18.2	-18.2
1566	478792.91	5367652.03	335.02	0	500	79.0	79.0	0.0	0.0	80.0	5.4	2.2	0.0	0.0	4.9	0.0	-0.0	-13.5	-13.5
1567	480990.54	5367420.09	322.00	0	500	83.7	83.7	0.0	0.0	84.7	9.3	2.2	0.0	0.0	4.8	0.0	-0.0	-17.3	-17.3
1568	480296.49	5367217.29	322.00	0	500	82.7	82.7	0.0	0.0	83.7	8.3	2.2	0.0	0.0	4.8	0.0	-0.0	-16.3	-16.3
1569	479379.34	5367482.47	330.00	0	500	80.6	80.6	0.0	0.0	81.6	6.5	2.2	0.0	0.0	4.8	0.0	-0.0	-14.5	-14.5
1570	478471.98	5367751.27	341.08	0	500	77.9	77.9	0.0	0.0	78.9	4.8	2.2	0.0	0.0	7.3	0.0	-0.0	-15.3	-15.3
1571	478971.17	5367600.49	333.57	0	500	79.5	79.5	0.0	0.0	80.5	5.7	2.2	0.0	0.0	4.8	0.0	-0.0	-13.8	-13.8
1572	480903.10	5367361.80	323.95	0	500	83.6	83.6	0.0	0.0	84.6	9.2	2.2	0.0	0.0	4.8	0.0	-0.0	-17.3	-17.3
1573	481430.74	5367551.63	314.00	0	500	84.3	84.3	0.0	0.0	85.3	10.0	2.2	0.0	0.0	4.8	0.0	-0.0	-18.1	-18.1
1574	479629.54	5367410.13	326.00	0	500	81.1	81.1	0.0	0.0	82.2	7.0	2.2	0.0	0.0	4.8	0.0	-0.0	-15.1	-15.1
1575	479850.38	5367346.27	322.00	0	500	81.7	81.7	0.0	0.0	82.7	7.4	2.2	0.0	0.0	11.2	0.0	-0.0	-21.9	-21.9
1576	480227.87	5367237.13	323.35	0	500	82.5	82.5	0.0	0.0	83.5	8.2	2.2	0.0	0.0	4.8	0.0	-0.0	-16.2	-16.2
1577	478825.55	5367642.59	335.47	0	500	78.9	78.9	0.0	0.0	80.0	5.5	2.2	0.0	0.0	4.9	0.0	-0.0	-13.7	-13.7
1578	481180.17	5367487.94	318.00	0	500	83.9	83.9	0.0	0.0	85.0	9.6	2.2	0.0	0.0	4.8	0.0	-0.0	-17.7	-17.7
1579	481267.68	5367510.19	318.00	0	500	84.0	84.0	0.0	0.0	85.1	9.8	2.2	0.0	0.0	4.8	0.0	-0.0	-17.9	-17.9
1580	480300.33	5367216.18	322.00	0	500	82.6	82.6	0.0	0.0	83.7	8.3	2.2	0.0	0.0	4.8	0.0	-0.0	-16.4	-16.4
1581	477758.48	5368233.04	364.02	0	500	74.1	74.1	0.0	0.0	75.2	3.1	2.2	0.0	0.0	9.7	0.0	-0.0	-16.2	-16.2
1582	480718.45	5367201.28	327.27	0	500	83.2	83.2	0.0	0.0	84.4	9.0	2.2	0.0	0.0	4.8	0.0	-0.0	-17.2	-17.2
1583	478210.27	5367927.98	348.00	0	500	76.5	76.5	0.0	0.0	77.7	4.2	2.2	0.0	0.0	16.7	0.0	-0.0	-24.3	-24.3
1584	480804.67	5367296.18	326.00	0	500	83.3	83.3	0.0	0.0	84.5	9.1	2.2	0.0	0.0	4.8	0.0	-0.0	-17.3	-17.3
1585	481061.99	5367457.90	320.00	0	500	83.6	83.6	0.0	0.0	84.8	9.4	2.2	0.0	0.0	4.8	0.0	-0.0	-17.7	-17.7
1586	480874.08	5367342.45	324.00	0	500	83.3	83.3	0.0	0.0	84.6	9.2	2.2	0.0	0.0	4.8	0.0	-0.0	-17.4	-17.4
1587	480517.93	5367153.26	326.00	0	500	82.9	82.9	0.0	0.0	84.1	8.7	2.2	0.0	0.0	4.8	0.0	-0.0	-17.0	-17.0
1588	481207.04	5367494.77	318.00	0	500	83.7	83.7	0.0	0.0	85.0	9.7	2.2	0.0	0.0	4.8	0.0	-0.0	-17.9	-17.9
1589	478729.42	5367670.39	335.60	0	500	78.5	78.5	0.0	0.0	79.8	5.3	2.2	0.0	0.0	5.0	0.0	-0.0	-13.7	-13.7
1590	481484.05	5367565.18	316.00	0	500	84.1	84.1	0.0	0.0	85.4	10.1	2.2	0.0	0.0	4.8	0.0	-0.0	-18.4	-18.4
1591	481571.09	5367597.24	317.63	0	500	84.2	84.2	0.0	0.0	85.5	10.3	2.2	0.0	0.0	4.8	0.0	-0.0	-18.6	-18.6
1592	479646.66	5367405.18	326.00	0	500	80.9	80.9	0.0	0.0	82.3	7.0	2.2	0.0	0.0	4.8	0.0	-0.0	-15.4	-15.4
1593	477287.39	5368539.07	342.00	0	500	70.3	70.3	0.0	0.0	71.6	2.1	2.2	0.0	0.0	27.2	0.0	-0.0	-32.9	-32.9
1594	478586.70	5367711.65	338.85	0	500	78.0	78.0	0.0	0.0	79.3	5.0	2.2	0.0	0.0	5.0	0.0	-0.0	-13.6	-13.6
1595	480849.14	5367325.83	324.00	0	500	83.2	83.2	0.0	0.0	84.5	9.2	2.2	0.0	0.0	4.8	0.0	-0.0	-17.5	-17.5
1596	478875.08	5367628.27	334.00	0	500	78.8	78.8	0.0	0.0	80.2	5.6	2.2	0.0	0.0	4.9	0.0	-0.0	-14.1	-14.1
1597	480552.25	5367143.34	326.00	0	500	82.8	82.8	0.0	0.0	84.2	8.8	2.2	0.0	0.0	4.8	0.0	-0.0	-17.2	-17.2
1598	478975.72	5367599.17	333.88	0	500	79.0	79.0	0.0	0.0	80.5	5.8	2.2	0.0	0.0	4.8	0.0	-0.0	-14.2	-14.2
1599	479287.81	5367508.94	328.00	0	500	79.9	79.9	0.0	0.0	81.3	6.3	2.2	0.0	0.0	4.8	0.0	-0.0	-14.8	-14.8
1600	481603.23	5367616.39	316.46	0	500	84.1	84.1	0.0	0.0	85.6	10.3	2.2	0.0	0.0	4.8	0.0	-0.0	-18.8	-18.8
1601	479459.31	5367459.35	328.00	0	500	80.3	80.3	0.0	0.0	81.8	6.7	2.2	0.0	0.0	4.8	0.0	-0.0	-15.2	-15.2

Line Source, ISO 9613, Name: "HaulTruck2", ID: "Yr3_HaulTruck2"																			
Nr.	X (m)	Y (m)	Z (m)	Refl.	Freq. (Hz)	LxT dB(A)	LxN dB(A)	K0 (dB)	Dc (dB)	Adiv (dB)	Aatm (dB)	Agr (dB)	Afol (dB)	Ahous (dB)	Abar (dB)	Cmet (dB)	RL (dB)	LrT dB(A)	LrN dB(A)
1602	479675.19	5367396.93	326.00	0	500	80.8	80.8	0.0	0.0	82.3	7.1	2.2	0.0	0.0	4.8	0.0	-0.0	-15.6	-15.6
1603	481080.64	5367462.64	320.00	0	500	83.3	83.3	0.0	0.0	84.8	9.5	2.2	0.0	0.0	4.8	0.0	-0.0	-18.0	-18.0
1604	477969.64	5368090.46	356.33	0	500	74.9	74.9	0.0	0.0	76.5	3.6	2.2	0.0	0.0	6.8	0.0	-0.0	-14.2	-14.2
1605	478664.13	5367689.27	338.00	0	500	78.0	78.0	0.0	0.0	79.5	5.2	2.2	0.0	0.0	5.1	0.0	-0.0	-14.1	-14.1
1606	481453.04	5367557.30	316.00	0	500	83.8	83.8	0.0	0.0	85.4	10.1	2.2	0.0	0.0	4.8	0.0	-0.0	-18.7	-18.7
1607	481567.28	5367594.97	317.33	0	500	83.9	83.9	0.0	0.0	85.5	10.3	2.2	0.0	0.0	4.8	0.0	-0.0	-18.9	-18.9
1608	480444.38	5367174.53	326.00	0	500	82.3	82.3	0.0	0.0	84.0	8.6	2.2	0.0	0.0	4.8	0.0	-0.0	-17.3	-17.3
1609	480718.14	5367200.80	327.28	0	500	82.7	82.7	0.0	0.0	84.4	9.0	2.2	0.0	0.0	4.8	0.0	-0.0	-17.8	-17.8
1610	480930.01	5367379.74	322.00	0	500	82.8	82.8	0.0	0.0	84.6	9.3	2.2	0.0	0.0	4.8	0.0	-0.0	-18.1	-18.1
1611	480750.99	5367252.17	326.00	0	500	82.6	82.6	0.0	0.0	84.4	9.1	2.2	0.0	0.0	4.8	0.0	-0.0	-17.9	-17.9
1612	480553.09	5367143.10	326.00	0	500	82.3	82.3	0.0	0.0	84.2	8.8	2.2	0.0	0.0	4.8	0.0	-0.0	-17.7	-17.7
1613	480996.79	5367424.26	322.00	0	500	82.8	82.8	0.0	0.0	84.7	9.4	2.2	0.0	0.0	4.8	0.0	-0.0	-18.2	-18.2
1614	480016.75	5367298.17	322.00	0	500	81.2	81.2	0.0	0.0	83.1	7.8	2.2	0.0	0.0	4.8	0.0	-0.0	-16.6	-16.6
1615	479643.19	5367406.18	326.00	0	500	80.3	80.3	0.0	0.0	82.2	7.0	2.2	0.0	0.0	4.8	0.0	-0.0	-15.9	-15.9
1616	481566.70	5367594.62	317.31	0	500	83.6	83.6	0.0	0.0	85.5	10.3	2.2	0.0	0.0	4.8	0.0	-0.0	-19.2	-19.2
1617	481397.73	5367543.24	314.00	0	500	83.4	83.4	0.0	0.0	85.3	10.0	2.2	0.0	0.0	4.8	0.0	-0.0	-18.9	-18.9
1618	480588.15	5367132.96	326.00	0	500	82.3	82.3	0.0	0.0	84.3	8.9	2.2	0.0	0.0	4.8	0.0	-0.0	-17.8	-17.8
1619	479381.44	5367481.86	330.22	0	500	79.7	79.7	0.0	0.0	81.6	6.5	2.2	0.0	0.0	4.8	0.0	-0.0	-15.5	-15.5
1620	480314.09	5367212.20	324.00	0	500	81.8	81.8	0.0	0.0	83.7	8.3	2.2	0.0	0.0	4.8	0.0	-0.0	-17.3	-17.3
1621	479054.07	5367576.52	330.07	0	500	78.8	78.8	0.0	0.0	80.7	5.9	2.2	0.0	0.0	4.8	0.0	-0.0	-14.9	-14.9
1622	479182.90	5367539.27	326.36	0	500	79.1	79.1	0.0	0.0	81.1	6.1	2.2	0.0	0.0	4.8	0.0	-0.0	-15.1	-15.1
1623	479145.39	5367550.11	324.21	0	500	79.0	79.0	0.0	0.0	81.0	6.1	2.2	0.0	0.0	13.1	0.0	-0.0	-23.3	-23.3
1624	477257.43	5368539.65	344.00	0	500	69.5	69.5	0.0	0.0	71.5	2.0	2.2	0.0	0.0	28.2	0.0	-0.0	-34.4	-34.4
1625	480246.57	5367231.72	324.00	0	500	81.6	81.6	0.0	0.0	83.6	8.2	2.2	0.0	0.0	4.8	0.0	-0.0	-17.2	-17.2
1626	480717.87	5367200.37	327.27	0	500	82.4	82.4	0.0	0.0	84.4	9.0	2.2	0.0	0.0	4.8	0.0	-0.0	-18.1	-18.1
1627	480745.43	5367243.48	326.88	0	500	82.4	82.4	0.0	0.0	84.4	9.1	2.2	0.0	0.0	4.8	0.0	-0.0	-18.1	-18.1
1628	478212.03	5367926.79	348.00	0	500	75.7	75.7	0.0	0.0	77.7	4.2	2.2	0.0	0.0	16.5	0.0	-0.0	-25.0	-25.0
1629	480751.99	5367253.75	326.00	0	500	82.3	82.3	0.0	0.0	84.4	9.1	2.2	0.0	0.0	4.8	0.0	-0.0	-18.1	-18.1
1630	478660.20	5367690.40	338.31	0	500	77.4	77.4	0.0	0.0	79.5	5.1	2.2	0.0	0.0	5.1	0.0	-0.0	-14.5	-14.5
1631	480312.93	5367212.54	324.00	0	500	81.6	81.6	0.0	0.0	83.7	8.3	2.2	0.0	0.0	4.8	0.0	-0.0	-17.4	-17.4
1632	481136.47	5367476.83	320.00	0	500	82.8	82.8	0.0	0.0	84.9	9.6	2.2	0.0	0.0	4.8	0.0	-0.0	-18.7	-18.7
1633	479489.43	5367450.64	328.00	0	500	79.7	79.7	0.0	0.0	81.9	6.7	2.2	0.0	0.0	4.8	0.0	-0.0	-15.9	-15.9
1634	480307.26	5367214.18	324.00	0	500	81.5	81.5	0.0	0.0	83.7	8.3	2.2	0.0	0.0	4.8	0.0	-0.0	-17.5	-17.5
1635	478560.97	5367719.09	338.00	0	500	77.0	77.0	0.0	0.0	79.2	5.0	2.2	0.0	0.0	6.8	0.0	-0.0	-16.1	-16.1
1636	481519.51	5367574.19	317.23	0	500	83.2	83.2	0.0	0.0	85.5	10.2	2.2	0.0	0.0	4.8	0.0	-0.0	-19.4	-19.4
1637	481358.25	5367533.21	314.00	0	500	82.9	82.9	0.0	0.0	85.2	9.9	2.2	0.0	0.0	4.8	0.0	-0.0	-19.2	-19.2
1638	480300.75	5367216.06	322.07	0	500	81.4	81.4	0.0	0.0	83.7	8.3	2.2	0.0	0.0	4.8	0.0	-0.0	-17.6	-17.6
1639	480563.23	5367140.17	326.00	0	500	81.9	81.9	0.0	0.0	84.2	8.8	2.2	0.0	0.0	4.8	0.0	-0.0	-18.2	-18.2
1640	481267.09	5367510.03	318.00	0	500	82.7	82.7	0.0	0.0	85.1	9.8	2.2	0.0	0.0	4.8	0.0	-0.0	-19.2	-19.2
1641	479791.49	5367363.30	324.01	0	500	80.1	80.1	0.0	0.0	82.6	7.3	2.2	0.0	0.0	4.8	0.0	-0.0	-16.8	-16.8
1642	480298.55	5367216.69	322.00	0	500	81.2	81.2	0.0	0.0	83.7	8.3	2.2	0.0	0.0	4.8	0.0	-0.0	-17.8	-17.8
1643	480745.18	5367243.08	326.89	0	500	82.0	82.0	0.0	0.0	84.4	9.1	2.2	0.0	0.0	4.8	0.0	-0.0	-18.5	-18.5
1644	478234.84	5367911.39	344.00	0	500	75.4	75.4	0.0	0.0	77.8	4.2	2.2	0.0	0.0	15.6	0.0	-0.0	-24.6	-24.6
1645	479496.36	5367448.64	328.00	0	500	79.4	79.4	0.0	0.0	81.9	6.8	2.2	0.0	0.0	4.8	0.0	-0.0	-16.2	-16.2
1646	481393.85	5367542.25	314.00	0	500	82.8	82.8	0.0	0.0	85.3	10.0	2.2	0.0	0.0	4.8	0.0	-0.0	-19.5	-19.5
1647	479379.07	5367482.55	330.00	0	500	79.1	79.1	0.0	0.0	81.6	6.5	2.2	0.0	0.0	4.8	0.0	-0.0	-16.0	-16.0
1648	479658.80	5367401.67	326.00	0	500	79.7	79.7	0.0	0.0	82.3	7.1	2.2	0.0	0.0	4.8	0.0	-0.0	-16.6	-16.6
1649	480374.78	5367194.65	326.00	0	500	81.2	81.2	0.0	0.0	83.8	8.5	2.2	0.0	0.0	4.8	0.0	-0.0	-18.1	-18.1
1650	479848.39	5367346.85	322.00	0	500	80.1	80.1	0.0	0.0	82.7	7.4	2.2	0.0	0.0	11.3	0.0	-0.0	-23.5	-23.5
1651	480769.70	5367272.86	326.00	0	500	81.8	81.8	0.0	0.0	84.5	9.1	2.2	0.0	0.0	4.8	0.0	-0.0	-18.7	-18.7
1652	481391.72	5367541.71	314.00	0	500	82.7	82.7	0.0	0.0	85.3	10.0	2.2	0.0	0.0	4.8	0.0	-0.0	-19.6	-19.6
1653	481603.77	5367616.71	316.36	0	500	82.9	82.9	0.0	0.0	85.6	10.3	2.2	0.0	0.0	4.8	0.0	-0.0	-20.0	-20.0
1654	479294.51	5367507.00	328.00	0	500	78.7	78.7	0.0	0.0	81.4	6.4	2.2	0.0	0.0	4.8	0.0	-0.0	-16.0	-16.0
1655	481433.04	5367552.21	314.00	0	500	82.7	82.7	0.0	0.0	85.3	10.0	2.2	0.0	0.0	4.8	0.0	-0.0	-19.7	-19.7
1656	479088.88	5367566.45	328.00	0	500	78.1	78.1	0.0	0.0	80.8	6.0	2.2	0.0	0.0	4.8	0.0	-0.0	-15.7	-15.7
1657	478994.72	5367593.68	332.00	0	500	77.8	77.8	0.0	0.0	80.5	5.8	2.2	0.0	0.0	4.8	0.0	-0.0	-15.5	-15.5
1658	479379.60	5367482.40	330.00	0	500	78.8	78.8	0.0	0.0	81.6	6.5	2.2	0.0	0.0	4.8	0.0	-0.0	-16.3	-16.3
1659	480373.15	5367195.12	326.00	0	500	81.0	81.0	0.0	0.0	83.8	8.5	2.2	0.0	0.0	4.8	0.0	-0.0	-18.2	-18.2
1660	479428.32	5367468.31	330.00	0	500	78.9	78.9	0.0	0.0	81.7	6.6	2.2	0.0	0.0	4.8	0.0	-0.0	-16.4	-16.4
1661	479645.42	5367405.54	326.00	0	500	79.4	79.4	0.0	0.0	82.2	7.0	2.2	0.0	0.0	4.8	0.0	-0.0	-16.9	-16.9

Line Source, ISO 9613, Name: "HaulTruck2", ID: "Yr3_HaulTruck2"																			
Nr.	X (m)	Y (m)	Z (m)	Refl.	Freq. (Hz)	LxT dB(A)	LxN dB(A)	K0 (dB)	Dc (dB)	Adiv (dB)	Aatm (dB)	Agr (dB)	Afol (dB)	Ahous (dB)	Abar (dB)	Cmet (dB)	RL (dB)	LrT dB(A)	LrN dB(A)
1662	480449.37	5367173.09	326.00	0	500	81.1	81.1	0.0	0.0	84.0	6.4	2.2	0.0	0.0	4.8	0.0	-0.0	-18.4	-18.4
1663	479319.77	5367499.70	330.00	0	500	78.4	78.4	0.0	0.0	81.4	6.4	2.2	0.0	0.0	4.8	0.0	-0.0	-16.4	-16.4
1664	479282.63	5367510.43	328.00	0	500	78.3	78.3	0.0	0.0	81.3	6.3	2.2	0.0	0.0	4.8	0.0	-0.0	-16.4	-16.4
1665	480924.31	5367375.93	322.00	0	500	81.6	81.6	0.0	0.0	84.6	9.3	2.2	0.0	0.0	4.8	0.0	-0.0	-19.3	-19.3
1666	479391.24	5367479.03	330.23	0	500	78.5	78.5	0.0	0.0	81.6	6.5	2.2	0.0	0.0	4.8	0.0	-0.0	-16.6	-16.6
1667	481250.69	5367505.87	318.00	0	500	82.0	82.0	0.0	0.0	85.1	9.7	2.2	0.0	0.0	4.8	0.0	-0.0	-19.8	-19.8
1668	480988.43	5367418.68	322.00	0	500	81.6	81.6	0.0	0.0	84.7	9.3	2.2	0.0	0.0	4.8	0.0	-0.0	-19.4	-19.4
1669	480552.68	5367143.21	326.00	0	500	81.0	81.0	0.0	0.0	84.2	8.8	2.2	0.0	0.0	4.8	0.0	-0.0	-19.0	-19.0
1670	478664.27	5367689.22	338.00	0	500	76.4	76.4	0.0	0.0	79.5	5.2	2.2	0.0	0.0	5.1	0.0	-0.0	-15.7	-15.7
1671	479646.94	5367405.10	326.00	0	500	79.0	79.0	0.0	0.0	82.3	7.0	2.2	0.0	0.0	4.8	0.0	-0.0	-17.2	-17.2
1672	478984.52	5367596.63	332.00	0	500	77.3	77.3	0.0	0.0	80.5	5.8	2.2	0.0	0.0	4.8	0.0	-0.0	-16.0	-16.0
1673	478934.41	5367611.12	333.24	0	500	77.1	77.1	0.0	0.0	80.4	5.7	2.2	0.0	0.0	4.9	0.0	-0.0	-16.0	-16.0
1674	481526.27	5367575.91	317.31	0	500	82.2	82.2	0.0	0.0	85.5	10.2	2.2	0.0	0.0	4.8	0.0	-0.0	-20.5	-20.5
1675	480294.44	5367217.88	322.00	0	500	80.4	80.4	0.0	0.0	83.7	8.3	2.2	0.0	0.0	4.8	0.0	-0.0	-18.6	-18.6
1676	480308.14	5367213.92	324.00	0	500	80.4	80.4	0.0	0.0	83.7	8.3	2.2	0.0	0.0	4.8	0.0	-0.0	-18.6	-18.6
1677	480940.81	5367386.94	322.00	0	500	81.3	81.3	0.0	0.0	84.6	9.3	2.2	0.0	0.0	4.8	0.0	-0.0	-19.6	-19.6
1678	480443.99	5367174.64	326.00	0	500	80.7	80.7	0.0	0.0	84.0	8.6	2.2	0.0	0.0	4.8	0.0	-0.0	-18.9	-18.9
1679	481452.45	5367557.15	315.98	0	500	82.0	82.0	0.0	0.0	85.4	10.1	2.2	0.0	0.0	4.8	0.0	-0.0	-20.4	-20.4
1680	479516.90	5367442.70	327.51	0	500	78.6	78.6	0.0	0.0	81.9	6.8	2.2	0.0	0.0	4.8	0.0	-0.0	-17.1	-17.1
1681	480894.24	5367355.89	324.00	0	500	81.2	81.2	0.0	0.0	84.6	9.2	2.2	0.0	0.0	4.8	0.0	-0.0	-19.6	-19.6
1682	481468.45	5367561.22	316.00	0	500	81.9	81.9	0.0	0.0	85.4	10.1	2.2	0.0	0.0	4.8	0.0	-0.0	-20.6	-20.6
1683	480028.26	5367294.84	322.00	0	500	79.6	79.6	0.0	0.0	83.1	7.8	2.2	0.0	0.0	4.8	0.0	-0.0	-18.3	-18.3
1684	480551.84	5367143.46	326.00	0	500	80.7	80.7	0.0	0.0	84.2	8.8	2.2	0.0	0.0	4.8	0.0	-0.0	-19.3	-19.3
1685	480147.26	5367260.44	322.00	0	500	79.9	79.9	0.0	0.0	83.4	8.0	2.2	0.0	0.0	4.8	0.0	-0.0	-18.5	-18.5
1686	480008.19	5367300.65	322.00	0	500	79.6	79.6	0.0	0.0	83.1	7.7	2.2	0.0	0.0	4.8	0.0	-0.0	-18.3	-18.3
1687	478756.96	5367662.42	335.85	0	500	76.3	76.3	0.0	0.0	79.8	5.3	2.2	0.0	0.0	4.9	0.0	-0.0	-16.0	-16.0
1688	479002.56	5367591.41	332.00	0	500	77.0	77.0	0.0	0.0	80.6	5.8	2.2	0.0	0.0	4.8	0.0	-0.0	-16.3	-16.3
1689	479122.65	5367556.69	323.80	0	500	77.4	77.4	0.0	0.0	80.9	6.0	2.2	0.0	0.0	16.8	0.0	-0.0	-28.6	-28.6
1690	481192.22	5367491.00	318.00	0	500	81.4	81.4	0.0	0.0	85.0	9.7	2.2	0.0	0.0	4.8	0.0	-0.0	-20.3	-20.3
1691	479577.51	5367425.17	326.00	0	500	78.5	78.5	0.0	0.0	82.1	6.9	2.2	0.0	0.0	4.8	0.0	-0.0	-17.5	-17.5
1692	480858.86	5367332.31	324.00	0	500	80.9	80.9	0.0	0.0	84.5	9.2	2.2	0.0	0.0	4.8	0.0	-0.0	-19.8	-19.8
1693	481352.78	5367531.82	314.00	0	500	81.6	81.6	0.0	0.0	85.2	9.9	2.2	0.0	0.0	4.8	0.0	-0.0	-20.5	-20.5
1694	481559.20	5367590.15	316.82	0	500	81.9	81.9	0.0	0.0	85.5	10.3	2.2	0.0	0.0	4.8	0.0	-0.0	-20.9	-20.9
1695	480671.25	5367155.57	326.43	0	500	80.7	80.7	0.0	0.0	84.4	9.0	2.2	0.0	0.0	4.8	0.0	-0.0	-19.7	-19.7
1696	480317.78	5367211.13	324.00	0	500	80.0	80.0	0.0	0.0	83.7	8.3	2.2	0.0	0.0	4.8	0.0	-0.0	-19.1	-19.1
1697	480147.67	5367260.32	322.00	0	500	79.6	79.6	0.0	0.0	83.4	8.0	2.2	0.0	0.0	4.8	0.0	-0.0	-18.8	-18.8
1698	478390.84	5367806.06	345.85	0	500	74.8	74.8	0.0	0.0	78.6	4.6	2.2	0.0	0.0	5.1	0.0	-0.0	-15.7	-15.7
1699	480722.50	5367207.62	327.29	0	500	80.6	80.6	0.0	0.0	84.4	9.0	2.2	0.0	0.0	4.8	0.0	-0.0	-19.9	-19.9
1700	480266.75	5367225.89	322.00	0	500	79.8	79.8	0.0	0.0	83.6	8.2	2.2	0.0	0.0	4.8	0.0	-0.0	-19.1	-19.1
1701	481236.93	5367502.37	318.00	0	500	81.2	81.2	0.0	0.0	85.0	9.7	2.2	0.0	0.0	4.8	0.0	-0.0	-20.6	-20.6
1702	480793.41	5367288.67	326.00	0	500	80.6	80.6	0.0	0.0	84.5	9.1	2.2	0.0	0.0	4.8	0.0	-0.0	-20.0	-20.0
1703	481003.37	5367428.64	321.57	0	500	80.8	80.8	0.0	0.0	84.7	9.4	2.2	0.0	0.0	4.8	0.0	-0.0	-20.3	-20.3
1704	480000.09	5367302.99	322.00	0	500	79.1	79.1	0.0	0.0	83.1	7.7	2.2	0.0	0.0	4.8	0.0	-0.0	-18.7	-18.7
1705	480728.20	5367216.53	327.33	0	500	80.3	80.3	0.0	0.0	84.4	9.0	2.2	0.0	0.0	4.8	0.0	-0.0	-20.1	-20.1
1706	478012.63	5368061.43	358.00	0	500	72.6	72.6	0.0	0.0	76.7	3.7	2.2	0.0	0.0	6.1	0.0	-0.0	-16.2	-16.2
1707	479665.59	5367399.71	326.00	0	500	78.0	78.0	0.0	0.0	82.3	7.1	2.2	0.0	0.0	4.8	0.0	-0.0	-18.4	-18.4
1708	478970.56	5367600.67	333.69	0	500	76.1	76.1	0.0	0.0	80.5	5.7	2.2	0.0	0.0	4.8	0.0	-0.0	-17.1	-17.1
1709	477414.37	5368465.38	348.08	0	500	68.3	68.3	0.0	0.0	72.7	2.3	2.2	0.0	0.0	17.2	0.0	-0.0	-26.2	-26.2
1710	480318.98	5367210.79	324.00	0	500	79.3	79.3	0.0	0.0	83.7	8.4	2.2	0.0	0.0	4.8	0.0	-0.0	-19.8	-19.8
1711	481269.38	5367510.62	318.00	0	500	80.7	80.7	0.0	0.0	85.1	9.8	2.2	0.0	0.0	4.8	0.0	-0.0	-21.2	-21.2
1712	480568.36	5367138.68	326.00	0	500	79.8	79.8	0.0	0.0	84.2	8.8	2.2	0.0	0.0	4.8	0.0	-0.0	-20.3	-20.3
1713	478012.67	5368061.40	358.00	0	500	72.2	72.2	0.0	0.0	76.7	3.7	2.2	0.0	0.0	6.1	0.0	-0.0	-16.6	-16.6
1714	478421.23	5367785.54	344.00	0	500	74.2	74.2	0.0	0.0	78.7	4.7	2.2	0.0	0.0	7.0	0.0	-0.0	-18.4	-18.4
1715	480901.96	5367361.04	324.00	0	500	80.1	80.1	0.0	0.0	84.6	9.2	2.2	0.0	0.0	4.8	0.0	-0.0	-20.8	-20.8
1716	480893.96	5367355.71	324.00	0	500	80.0	80.0	0.0	0.0	84.6	9.2	2.2	0.0	0.0	4.8	0.0	-0.0	-20.8	-20.8
1717	480767.29	5367271.26	326.00	0	500	79.9	79.9	0.0	0.0	84.4	9.1	2.2	0.0	0.0	4.8	0.0	-0.0	-20.6	-20.6
1718	480992.56	5367421.44	322.00	0	500	80.1	80.1	0.0	0.0	84.7	9.3	2.2	0.0	0.0	4.8	0.0	-0.0	-20.9	-20.9
1719	481536.17	5367578.43	317.27	0	500	80.9	80.9	0.0	0.0	85.5	10.2	2.2	0.0	0.0	4.8	0.0	-0.0	-21.8	-21.8
1720	479184.18	5367538.90	326.33	0	500	76.4	76.4	0.0	0.0	81.1	6.1	2.2	0.0	0.0	4.8	0.0	-0.0	-17.8	-17.8
1721	479659.00	5367401.61	326.00	0	500	77.5	77.5	0.0	0.0	82.3	7.1	2.2	0.0	0.0	4.8	0.0	-0.0	-18.8	-18.8

Line Source, ISO 9613, Name: "HaulTruck2", ID: "Yr3_HaulTruck2"																			
Nr.	X (m)	Y (m)	Z (m)	Refl.	Freq. (Hz)	LxT dB(A)	LxN dB(A)	K0 (dB)	Dc (dB)	Adiv (dB)	Aatm (dB)	Agr (dB)	Afol (dB)	Ahous (dB)	Abar (dB)	Cmet (dB)	RL (dB)	LrT dB(A)	LrN dB(A)
1722	480729.18	5367218.07	327.36	0	500	79.7	79.7	0.0	0.0	84.4	9.0	2.2	0.0	0.0	4.8	0.0	-0.0	-20.8	-20.8
1723	479999.89	5367303.05	322.00	0	500	78.3	78.3	0.0	0.0	83.0	7.7	2.2	0.0	0.0	4.8	0.0	-0.0	-19.5	-19.5
1724	478753.87	5367663.32	335.93	0	500	75.0	75.0	0.0	0.0	79.8	5.3	2.2	0.0	0.0	4.9	0.0	-0.0	-17.3	-17.3
1725	478515.62	5367732.21	340.00	0	500	74.2	74.2	0.0	0.0	79.1	4.9	2.2	0.0	0.0	6.9	0.0	-0.0	-18.8	-18.8
1726	480761.86	5367267.64	326.00	0	500	79.6	79.6	0.0	0.0	84.4	9.1	2.2	0.0	0.0	4.8	0.0	-0.0	-20.9	-20.9
1727	478753.96	5367663.29	335.93	0	500	74.9	74.9	0.0	0.0	79.8	5.3	2.2	0.0	0.0	4.9	0.0	-0.0	-17.4	-17.4
1728	480541.04	5367146.58	326.56	0	500	79.2	79.2	0.0	0.0	84.2	8.8	2.2	0.0	0.0	4.8	0.0	-0.0	-20.7	-20.7
1729	479965.30	5367313.05	322.00	0	500	78.0	78.0	0.0	0.0	83.0	7.7	2.2	0.0	0.0	4.8	0.0	-0.0	-19.6	-19.6
1730	478254.87	5367897.86	340.00	0	500	73.0	73.0	0.0	0.0	78.0	4.3	2.2	0.0	0.0	16.2	0.0	-0.0	-27.7	-27.7
1731	481607.71	5367619.06	316.00	0	500	80.6	80.6	0.0	0.0	85.6	10.3	2.2	0.0	0.0	4.8	0.0	-0.0	-22.3	-22.3
1732	481427.29	5367550.75	314.00	0	500	80.2	80.2	0.0	0.0	85.3	10.0	2.2	0.0	0.0	4.8	0.0	-0.0	-22.1	-22.1
1733	481583.70	5367604.75	318.00	0	500	80.4	80.4	0.0	0.0	85.5	10.3	2.2	0.0	0.0	4.8	0.0	-0.0	-22.4	-22.4
1734	477758.64	5368232.92	364.00	0	500	70.1	70.1	0.0	0.0	75.2	3.1	2.2	0.0	0.0	9.7	0.0	-0.0	-20.2	-20.2
1735	480823.35	5367308.63	326.00	0	500	79.3	79.3	0.0	0.0	84.5	9.1	2.2	0.0	0.0	4.8	0.0	-0.0	-21.3	-21.3
1736	479881.51	5367337.27	322.00	0	500	77.6	77.6	0.0	0.0	82.8	7.5	2.2	0.0	0.0	4.8	0.0	-0.0	-19.7	-19.7
1737	480604.37	5367132.11	326.00	0	500	79.1	79.1	0.0	0.0	84.3	8.9	2.2	0.0	0.0	4.8	0.0	-0.0	-21.1	-21.1
1738	478972.94	5367599.98	333.64	0	500	75.3	75.3	0.0	0.0	80.5	5.7	2.2	0.0	0.0	4.8	0.0	-0.0	-18.0	-18.0
1739	478109.35	5367996.12	356.00	0	500	72.0	72.0	0.0	0.0	77.2	3.9	2.2	0.0	0.0	5.5	0.0	-0.0	-17.0	-17.0
1740	478051.26	5368035.35	357.89	0	500	71.5	71.5	0.0	0.0	76.9	3.8	2.2	0.0	0.0	5.8	0.0	-0.0	-17.3	-17.3
1741	480450.55	5367172.75	326.00	0	500	78.6	78.6	0.0	0.0	84.0	8.6	2.2	0.0	0.0	4.8	0.0	-0.0	-21.0	-21.0
1742	479433.96	5367466.68	329.96	0	500	76.3	76.3	0.0	0.0	81.7	6.6	2.2	0.0	0.0	4.8	0.0	-0.0	-19.1	-19.1
1743	480988.16	5367418.50	322.00	0	500	79.2	79.2	0.0	0.0	84.7	9.3	2.2	0.0	0.0	4.8	0.0	-0.0	-21.8	-21.8
1744	481161.21	5367483.12	318.00	0	500	79.4	79.4	0.0	0.0	84.9	9.6	2.2	0.0	0.0	4.8	0.0	-0.0	-22.1	-22.1
1745	478873.61	5367628.70	334.05	0	500	74.5	74.5	0.0	0.0	80.2	5.5	2.2	0.0	0.0	4.9	0.0	-0.0	-18.3	-18.3
1746	480444.71	5367174.43	326.00	0	500	78.3	78.3	0.0	0.0	84.0	8.6	2.2	0.0	0.0	4.8	0.0	-0.0	-21.3	-21.3
1747	478984.33	5367596.68	332.00	0	500	74.8	74.8	0.0	0.0	80.5	5.8	2.2	0.0	0.0	4.8	0.0	-0.0	-18.5	-18.5
1748	480147.47	5367260.38	322.00	0	500	77.6	77.6	0.0	0.0	83.4	8.0	2.2	0.0	0.0	4.8	0.0	-0.0	-20.8	-20.8
1749	480442.73	5367175.01	326.00	0	500	78.1	78.1	0.0	0.0	84.0	8.6	2.2	0.0	0.0	4.8	0.0	-0.0	-21.4	-21.4
1750	478874.94	5367628.31	334.00	0	500	74.2	74.2	0.0	0.0	80.2	5.6	2.2	0.0	0.0	4.9	0.0	-0.0	-18.7	-18.7
1751	478557.70	5367720.04	338.06	0	500	73.2	73.2	0.0	0.0	79.2	5.0	2.2	0.0	0.0	6.8	0.0	-0.0	-20.0	-20.0
1752	479428.16	5367468.36	330.00	0	500	75.6	75.6	0.0	0.0	81.7	6.6	2.2	0.0	0.0	4.8	0.0	-0.0	-19.7	-19.7
1753	479674.97	5367396.99	326.00	0	500	76.2	76.2	0.0	0.0	82.3	7.1	2.2	0.0	0.0	4.8	0.0	-0.0	-20.2	-20.2
1754	480917.75	5367371.56	322.00	0	500	78.5	78.5	0.0	0.0	84.6	9.3	2.2	0.0	0.0	4.8	0.0	-0.0	-22.4	-22.4
1755	479462.53	5367458.42	328.00	0	500	75.7	75.7	0.0	0.0	81.8	6.7	2.2	0.0	0.0	4.8	0.0	-0.0	-19.8	-19.8
1756	481240.48	5367503.27	318.00	0	500	78.8	78.8	0.0	0.0	85.1	9.7	2.2	0.0	0.0	4.8	0.0	-0.0	-22.9	-22.9
1757	480443.05	5367174.91	326.00	0	500	77.8	77.8	0.0	0.0	84.0	8.6	2.2	0.0	0.0	4.8	0.0	-0.0	-21.8	-21.8
1758	481170.83	5367485.57	318.00	0	500	78.7	78.7	0.0	0.0	85.0	9.6	2.2	0.0	0.0	4.8	0.0	-0.0	-22.9	-22.9
1759	479352.18	5367490.32	331.46	0	500	75.1	75.1	0.0	0.0	81.5	6.5	2.2	0.0	0.0	4.8	0.0	-0.0	-19.9	-19.9
1760	481452.13	5367557.07	315.94	0	500	78.9	78.9	0.0	0.0	85.4	10.1	2.2	0.0	0.0	4.8	0.0	-0.0	-23.6	-23.6
1761	480149.99	5367259.65	322.00	0	500	76.8	76.8	0.0	0.0	83.4	8.0	2.2	0.0	0.0	4.8	0.0	-0.0	-21.6	-21.6
1762	480374.41	5367194.76	326.00	0	500	77.3	77.3	0.0	0.0	83.8	8.5	2.2	0.0	0.0	4.8	0.0	-0.0	-22.0	-22.0
1763	480442.89	5367174.96	326.00	0	500	77.4	77.4	0.0	0.0	84.0	8.6	2.2	0.0	0.0	4.8	0.0	-0.0	-22.2	-22.2
1764	481123.28	5367473.48	320.00	0	500	78.3	78.3	0.0	0.0	84.9	9.5	2.2	0.0	0.0	4.8	0.0	-0.0	-23.1	-23.1
1765	480160.34	5367256.65	322.00	0	500	76.8	76.8	0.0	0.0	83.4	8.0	2.2	0.0	0.0	4.8	0.0	-0.0	-21.7	-21.7
1766	480606.19	5367132.74	326.00	0	500	77.5	77.5	0.0	0.0	84.3	8.9	2.2	0.0	0.0	4.8	0.0	-0.0	-22.7	-22.7
1767	480902.77	5367361.58	324.00	0	500	77.8	77.8	0.0	0.0	84.6	9.2	2.2	0.0	0.0	4.8	0.0	-0.0	-23.1	-23.1
1768	478880.57	5367626.68	334.00	0	500	73.3	73.3	0.0	0.0	80.2	5.6	2.2	0.0	0.0	4.9	0.0	-0.0	-19.6	-19.6
1769	481517.84	5367573.77	317.23	0	500	78.5	78.5	0.0	0.0	85.5	10.2	2.2	0.0	0.0	4.8	0.0	-0.0	-24.2	-24.2
1770	481564.78	5367593.48	317.13	0	500	78.4	78.4	0.0	0.0	85.5	10.3	2.2	0.0	0.0	4.8	0.0	-0.0	-24.3	-24.3
1771	479643.00	5367406.24	326.00	0	500	75.1	75.1	0.0	0.0	82.2	7.0	2.2	0.0	0.0	4.8	0.0	-0.0	-21.1	-21.1
1772	479486.55	5367451.47	328.00	0	500	74.7	74.7	0.0	0.0	81.9	6.7	2.2	0.0	0.0	4.8	0.0	-0.0	-20.8	-20.8
1773	479565.24	5367428.72	326.00	0	500	74.9	74.9	0.0	0.0	82.0	6.9	2.2	0.0	0.0	4.8	0.0	-0.0	-21.0	-21.0
1774	479300.86	5367505.16	328.00	0	500	74.2	74.2	0.0	0.0	81.4	6.4	2.2	0.0	0.0	4.8	0.0	-0.0	-20.6	-20.6
1775	480606.05	5367132.69	326.00	0	500	77.0	77.0	0.0	0.0	84.3	8.9	2.2	0.0	0.0	4.8	0.0	-0.0	-23.2	-23.2
1776	481616.69	5367624.41	316.00	0	500	78.2	78.2	0.0	0.0	85.6	10.3	2.2	0.0	0.0	4.8	0.0	-0.0	-24.7	-24.7
1777	480374.54	5367194.72	326.00	0	500	76.4	76.4	0.0	0.0	83.8	8.5	2.2	0.0	0.0	4.8	0.0	-0.0	-22.9	-22.9
1778	481607.93	5367619.18	316.00	0	500	78.0	78.0	0.0	0.0	85.6	10.3	2.2	0.0	0.0	4.8	0.0	-0.0	-24.9	-24.9
1779	480568.16	5367138.74	326.00	0	500	76.6	76.6	0.0	0.0	84.2	8.8	2.2	0.0	0.0	4.8	0.0	-0.0	-23.4	-23.4
1780	479396.20	5367477.60	330.19	0	500	73.9	73.9	0.0	0.0	81.6	6.5	2.2	0.0	0.0	4.8	0.0	-0.0	-21.3	-21.3
1781	481518.02	5367573.82	317.24	0	500	77.7	77.7	0.0	0.0	85.5	10.2	2.2	0.0	0.0	4.8	0.0	-0.0	-24.9	-24.9

Line Source, ISO 9613, Name: "HaulTruck2", ID: "Yr3_HaulTruck2"																			
Nr.	X (m)	Y (m)	Z (m)	Refl.	Freq. (Hz)	LxT dB(A)	LxN dB(A)	K0 (dB)	Dc (dB)	Adiv (dB)	Aatm (dB)	Agr (dB)	Afol (dB)	Ahous (dB)	Abar (dB)	Cmet (dB)	RL (dB)	LrT dB(A)	LrN dB(A)
1782	481580.05	5367602.57	318.12	0	500	77.8	77.8	0.0	0.0	85.5	10.3	2.2	0.0	0.0	4.8	0.0	-0.0	-25.0	-25.0
1783	478133.57	5367979.77	354.00	0	500	69.5	69.5	0.0	0.0	77.4	4.0	2.2	0.0	0.0	5.5	0.0	-0.0	-19.6	-19.6
1784	480632.89	5367142.11	326.31	0	500	76.4	76.4	0.0	0.0	84.3	8.9	2.2	0.0	0.0	4.8	0.0	-0.0	-23.9	-23.9
1785	481120.99	5367472.90	320.00	0	500	76.8	76.8	0.0	0.0	84.9	9.5	2.2	0.0	0.0	4.8	0.0	-0.0	-24.6	-24.6
1786	480674.91	5367156.86	326.44	0	500	76.2	76.2	0.0	0.0	84.4	9.0	2.2	0.0	0.0	4.8	0.0	-0.0	-24.2	-24.2
1787	477567.09	5368362.26	362.00	0	500	65.7	65.7	0.0	0.0	73.9	2.7	2.2	0.0	0.0	6.0	0.0	-0.0	-19.1	-19.1
1788	481587.52	5367607.02	317.87	0	500	77.2	77.2	0.0	0.0	85.5	10.3	2.2	0.0	0.0	4.8	0.0	-0.0	-25.6	-25.6
1789	480821.77	5367307.57	326.00	0	500	76.1	76.1	0.0	0.0	84.5	9.1	2.2	0.0	0.0	4.8	0.0	-0.0	-24.5	-24.5
1790	479570.83	5367427.10	326.00	0	500	73.7	73.7	0.0	0.0	82.1	6.9	2.2	0.0	0.0	4.8	0.0	-0.0	-22.3	-22.3
1791	479312.48	5367501.80	330.00	0	500	72.9	72.9	0.0	0.0	81.4	6.4	2.2	0.0	0.0	4.8	0.0	-0.0	-21.9	-21.9
1792	478984.43	5367596.66	332.00	0	500	72.0	72.0	0.0	0.0	80.5	5.8	2.2	0.0	0.0	4.8	0.0	-0.0	-21.3	-21.3
1793	481266.77	5367509.95	318.00	0	500	76.5	76.5	0.0	0.0	85.1	9.8	2.2	0.0	0.0	4.8	0.0	-0.0	-25.3	-25.3
1794	480606.94	5367133.01	326.01	0	500	75.6	75.6	0.0	0.0	84.3	8.9	2.2	0.0	0.0	4.8	0.0	-0.0	-24.6	-24.6
1795	478046.52	5368038.55	358.00	0	500	68.2	68.2	0.0	0.0	76.9	3.8	2.2	0.0	0.0	5.9	0.0	-0.0	-20.6	-20.6
1796	479791.70	5367363.24	324.00	0	500	73.8	73.8	0.0	0.0	82.6	7.3	2.2	0.0	0.0	4.8	0.0	-0.0	-23.1	-23.1
1797	478557.75	5367720.02	338.06	0	500	70.4	70.4	0.0	0.0	79.2	5.0	2.2	0.0	0.0	6.8	0.0	-0.0	-22.8	-22.8
1798	480740.97	5367236.51	327.11	0	500	75.6	75.6	0.0	0.0	84.4	9.1	2.2	0.0	0.0	4.8	0.0	-0.0	-24.9	-24.9
1799	481575.84	5367600.07	317.94	0	500	76.7	76.7	0.0	0.0	85.5	10.3	2.2	0.0	0.0	4.8	0.0	-0.0	-26.1	-26.1
1800	480380.17	5367193.09	326.00	0	500	74.9	74.9	0.0	0.0	83.8	8.5	2.2	0.0	0.0	4.8	0.0	-0.0	-24.4	-24.4
1801	480823.50	5367308.73	326.00	0	500	75.6	75.6	0.0	0.0	84.5	9.1	2.2	0.0	0.0	4.8	0.0	-0.0	-25.0	-25.0
1802	478984.39	5367596.67	332.00	0	500	71.4	71.4	0.0	0.0	80.5	5.8	2.2	0.0	0.0	4.8	0.0	-0.0	-21.9	-21.9
1803	478190.12	5367941.59	352.00	0	500	68.5	68.5	0.0	0.0	77.6	4.1	2.2	0.0	0.0	11.6	0.0	-0.0	-27.1	-27.1
1804	478046.53	5368038.54	358.00	0	500	67.7	67.7	0.0	0.0	76.9	3.8	2.2	0.0	0.0	5.9	0.0	-0.0	-21.1	-21.1
1805	480519.75	5367152.74	326.00	0	500	74.9	74.9	0.0	0.0	84.1	8.7	2.2	0.0	0.0	4.8	0.0	-0.0	-24.9	-24.9
1806	481138.28	5367477.29	319.93	0	500	75.6	75.6	0.0	0.0	84.9	9.6	2.2	0.0	0.0	4.8	0.0	-0.0	-25.8	-25.8
1807	480604.23	5367132.05	326.00	0	500	74.9	74.9	0.0	0.0	84.3	8.9	2.2	0.0	0.0	4.8	0.0	-0.0	-25.3	-25.3
1808	480298.34	5367216.76	322.00	0	500	74.2	74.2	0.0	0.0	83.7	8.3	2.2	0.0	0.0	4.8	0.0	-0.0	-24.8	-24.8
1809	479087.05	5367566.98	328.10	0	500	71.3	71.3	0.0	0.0	80.8	6.0	2.2	0.0	0.0	4.8	0.0	-0.0	-22.5	-22.5
1810	481605.96	5367618.01	316.00	0	500	76.0	76.0	0.0	0.0	85.6	10.3	2.2	0.0	0.0	4.8	0.0	-0.0	-26.9	-26.9
1811	479238.96	5367523.06	327.71	0	500	71.4	71.4	0.0	0.0	81.2	6.3	2.2	0.0	0.0	4.8	0.0	-0.0	-23.0	-23.0
1812	480519.67	5367152.76	326.00	0	500	74.3	74.3	0.0	0.0	84.1	8.7	2.2	0.0	0.0	4.8	0.0	-0.0	-25.5	-25.5
1813	479055.28	5367576.17	330.00	0	500	70.9	70.9	0.0	0.0	80.7	5.9	2.2	0.0	0.0	4.8	0.0	-0.0	-22.8	-22.8
1814	481612.65	5367622.00	316.00	0	500	75.5	75.5	0.0	0.0	85.6	10.3	2.2	0.0	0.0	4.8	0.0	-0.0	-27.4	-27.4
1815	480607.02	5367133.03	326.01	0	500	73.7	73.7	0.0	0.0	84.3	8.9	2.2	0.0	0.0	4.8	0.0	-0.0	-26.5	-26.5
1816	480129.11	5367265.68	322.00	0	500	72.5	72.5	0.0	0.0	83.3	8.0	2.2	0.0	0.0	4.8	0.0	-0.0	-25.8	-25.8
1817	481575.93	5367600.12	317.94	0	500	74.7	74.7	0.0	0.0	85.5	10.3	2.2	0.0	0.0	4.8	0.0	-0.0	-28.1	-28.1
1818	481138.10	5367477.25	319.93	0	500	73.9	73.9	0.0	0.0	84.9	9.6	2.2	0.0	0.0	4.8	0.0	-0.0	-27.6	-27.6
1819	478254.90	5367897.84	340.00	0	500	66.9	66.9	0.0	0.0	78.0	4.3	2.2	0.0	0.0	16.2	0.0	-0.0	-33.7	-33.7
1820	481138.17	5367477.26	319.93	0	500	73.6	73.6	0.0	0.0	84.9	9.6	2.2	0.0	0.0	4.8	0.0	-0.0	-27.8	-27.8
1821	479791.65	5367363.26	324.00	0	500	71.1	71.1	0.0	0.0	82.6	7.3	2.2	0.0	0.0	4.8	0.0	-0.0	-25.8	-25.8
1822	478254.84	5367897.88	340.00	0	500	65.8	65.8	0.0	0.0	78.0	4.3	2.2	0.0	0.0	16.2	0.0	-0.0	-34.8	-34.8
1823	478387.79	5367808.11	345.87	0	500	66.1	66.1	0.0	0.0	78.5	4.6	2.2	0.0	0.0	7.0	0.0	-0.0	-26.2	-26.2
1824	480234.62	5367235.18	324.00	0	500	70.5	70.5	0.0	0.0	83.6	8.2	2.2	0.0	0.0	4.8	0.0	-0.0	-28.2	-28.2
1825	479282.73	5367510.40	328.00	0	500	68.1	68.1	0.0	0.0	81.3	6.3	2.2	0.0	0.0	4.8	0.0	-0.0	-26.6	-26.6
1826	481452.69	5367557.21	316.00	0	500	71.7	71.7	0.0	0.0	85.4	10.1	2.2	0.0	0.0	4.8	0.0	-0.0	-30.8	-30.8
1827	481136.19	5367476.76	320.00	0	500	70.6	70.6	0.0	0.0	84.9	9.6	2.2	0.0	0.0	4.8	0.0	-0.0	-30.8	-30.8
1828	481138.21	5367477.28	319.93	0	500	70.5	70.5	0.0	0.0	84.9	9.6	2.2	0.0	0.0	4.8	0.0	-0.0	-30.9	-30.9
1829	481136.16	5367476.75	320.00	0	500	68.9	68.9	0.0	0.0	84.9	9.6	2.2	0.0	0.0	4.8	0.0	-0.0	-32.6	-32.6
1830	479645.30	5367405.57	326.00	0	500	65.6	65.6	0.0	0.0	82.2	7.0	2.2	0.0	0.0	4.8	0.0	-0.0	-30.6	-30.6

Line Source, ISO 9613, Name: "Yr3_WasteTruck", ID: "Yr3_WasteTruck"																			
Nr.	X (m)	Y (m)	Z (m)	Refl.	Freq. (Hz)	LxT dB(A)	LxN dB(A)	K0 (dB)	Dc (dB)	Adiv (dB)	Aatm (dB)	Agr (dB)	Afol (dB)	Ahous (dB)	Abar (dB)	Cmet (dB)	RL (dB)	LrT dB(A)	LrN dB(A)
1	476525.33	5368733.87	268.00	0	500	106.5	106.5	0.0	0.0	66.1	1.1	2.2	0.0	0.0	29.1	0.0	-0.0	8.0	8.0
2	476553.44	5368740.18	283.77	0	500	105.4	105.4	0.0	0.0	66.0	1.1	2.2	0.0	0.0	28.1	0.0	-0.0	8.0	8.0
3	476867.72	5368670.94	336.00	0	500	107.1	107.1	0.0	0.0	68.1	1.4	2.2	0.0	0.0	21.4	0.0	-0.0	14.1	14.1
4	476486.76	5368725.22	268.00	0	500	105.4	105.4	0.0	0.0	66.2	1.1	2.2	0.0	0.0	28.3	0.0	-0.0	7.6	7.6
5	476645.36	5368760.80	335.00	0	500	103.7	103.7	0.0	0.0	65.8	1.1	2.2	0.0	0.0	12.9	0.0	-0.0	21.7	21.7
6	476442.32	5368715.25	268.00	0	500	103.1	103.1	0.0	0.0	66.4	1.1	2.2	0.0	0.0	23.4	0.0	-0.0	9.9	9.9
7	476898.96	5368634.94	336.00	0	500	104.8	104.8	0.0	0.0	68.6	1.5	2.2	0.0	0.0	19.7	0.0	-0.0	12.9	12.9
8	476460.99	5368719.44	268.00	0	500	102.6	102.6	0.0	0.0	66.3	1.1	2.2	0.0	0.0	27.9	0.0	-0.0	5.0	5.0

Line Source, ISO 9613, Name: "Yr3_WasteTruck", ID: "Yr3_WasteTruck"																			
Nr.	X (m)	Y (m)	Z (m)	Refl.	Freq. (Hz)	LxT dB(A)	LxN dB(A)	K0 (dB)	Dc (dB)	Adiv (dB)	Aatm (dB)	Agr (dB)	Afol (dB)	Ahous (dB)	Abar (dB)	Cmet (dB)	RL (dB)	LrT dB(A)	LrN dB(A)
9	476567.68	5368743.37	312.73	0	500	102.1	102.1	0.0	0.0	65.9	1.1	2.2	0.0	0.0	23.7	0.0	-0.0	9.2	9.2
10	476918.23	5368612.73	336.00	0	500	104.6	104.6	0.0	0.0	69.0	1.5	2.2	0.0	0.0	18.8	0.0	-0.0	13.1	13.1
11	476844.78	5368697.37	336.00	0	500	102.8	102.8	0.0	0.0	67.6	1.3	2.2	0.0	0.0	23.1	0.0	-0.0	8.6	8.6
12	476829.09	5368715.45	342.19	0	500	102.2	102.2	0.0	0.0	67.3	1.3	2.2	0.0	0.0	22.6	0.0	-0.0	8.8	8.8
13	476573.87	5368744.76	324.87	0	500	100.6	100.6	0.0	0.0	65.9	1.1	2.2	0.0	0.0	14.3	0.0	-0.0	17.1	17.1
14	476426.18	5368711.63	268.00	0	500	101.1	101.1	0.0	0.0	66.5	1.2	2.2	0.0	0.0	23.2	0.0	-0.0	8.0	8.0
15	476561.93	5368742.09	302.62	0	500	98.7	98.7	0.0	0.0	65.9	1.1	2.2	0.0	0.0	25.4	0.0	-0.0	4.1	4.1
16	476579.68	5368746.07	330.48	0	500	98.2	98.2	0.0	0.0	65.9	1.1	2.2	0.0	0.0	13.2	0.0	-0.0	15.8	15.8
17	476586.99	5368747.71	330.96	0	500	98.1	98.1	0.0	0.0	65.9	1.1	2.2	0.0	0.0	13.3	0.0	-0.0	15.6	15.6
18	476613.97	5368753.76	332.83	0	500	97.9	97.9	0.0	0.0	65.8	1.1	2.2	0.0	0.0	13.4	0.0	-0.0	15.4	15.4
19	476742.45	5368764.40	328.00	0	500	97.9	97.9	0.0	0.0	66.2	1.1	2.2	0.0	0.0	25.5	0.0	-0.0	2.9	2.9
20	476836.26	5368707.19	337.33	0	500	98.8	98.8	0.0	0.0	67.5	1.3	2.2	0.0	0.0	23.6	0.0	-0.0	4.3	4.3
21	476732.42	5368767.45	327.71	0	500	97.4	97.4	0.0	0.0	66.1	1.1	2.2	0.0	0.0	24.3	0.0	-0.0	3.7	3.7
22	476809.68	5368737.82	346.00	0	500	97.9	97.9	0.0	0.0	67.0	1.2	2.2	0.0	0.0	11.3	0.0	-0.0	16.2	16.2
23	476631.68	5368757.73	334.00	0	500	96.7	96.7	0.0	0.0	65.8	1.1	2.2	0.0	0.0	13.2	0.0	-0.0	14.4	14.4
24	476756.90	5368760.02	324.00	0	500	97.0	97.0	0.0	0.0	66.3	1.1	2.2	0.0	0.0	26.4	0.0	-0.0	0.9	0.9
25	476765.88	5368757.29	324.00	0	500	96.7	96.7	0.0	0.0	66.4	1.1	2.2	0.0	0.0	25.9	0.0	-0.0	1.0	1.0
26	476625.47	5368756.34	333.89	0	500	96.0	96.0	0.0	0.0	65.8	1.1	2.2	0.0	0.0	13.2	0.0	-0.0	13.7	13.7
27	476886.76	5368648.99	336.00	0	500	98.5	98.5	0.0	0.0	68.4	1.4	2.2	0.0	0.0	20.3	0.0	-0.0	6.1	6.1
28	476719.12	5368771.49	326.00	0	500	96.0	96.0	0.0	0.0	66.0	1.1	2.2	0.0	0.0	23.2	0.0	-0.0	3.6	3.6
29	476675.64	5368767.59	335.58	0	500	95.6	95.6	0.0	0.0	65.8	1.1	2.2	0.0	0.0	12.8	0.0	-0.0	13.7	13.7
30	476761.12	5368758.74	324.00	0	500	95.9	95.9	0.0	0.0	66.4	1.1	2.2	0.0	0.0	26.2	0.0	-0.0	-0.0	-0.0
31	476703.62	5368773.87	326.86	0	500	95.3	95.3	0.0	0.0	65.9	1.1	2.2	0.0	0.0	22.2	0.0	-0.0	4.0	4.0
32	476818.00	5368728.23	346.00	0	500	96.5	96.5	0.0	0.0	67.1	1.2	2.2	0.0	0.0	11.2	0.0	-0.0	14.8	14.8
33	476822.79	5368722.71	345.85	0	500	96.6	96.6	0.0	0.0	67.2	1.3	2.2	0.0	0.0	11.1	0.0	-0.0	14.8	14.8
34	476815.14	5368731.53	346.00	0	500	96.4	96.4	0.0	0.0	67.1	1.2	2.2	0.0	0.0	11.2	0.0	-0.0	14.6	14.6
35	476669.65	5368766.25	336.00	0	500	95.1	95.1	0.0	0.0	65.8	1.1	2.2	0.0	0.0	12.7	0.0	-0.0	13.3	13.3
36	476728.22	5368768.72	327.02	0	500	94.7	94.7	0.0	0.0	66.1	1.1	2.2	0.0	0.0	24.0	0.0	-0.0	1.4	1.4
37	476662.12	5368764.56	336.00	0	500	94.4	94.4	0.0	0.0	65.8	1.1	2.2	0.0	0.0	12.7	0.0	-0.0	12.6	12.6
38	476679.31	5368768.41	334.44	0	500	94.3	94.3	0.0	0.0	65.8	1.1	2.2	0.0	0.0	13.1	0.0	-0.0	12.1	12.1
39	476687.83	5368770.32	330.00	0	500	94.3	94.3	0.0	0.0	65.8	1.1	2.2	0.0	0.0	24.1	0.0	-0.0	1.1	1.1
40	476700.32	5368773.13	328.82	0	500	94.3	94.3	0.0	0.0	65.8	1.1	2.2	0.0	0.0	14.3	0.0	-0.0	10.9	10.9
41	476709.27	5368774.48	326.00	0	500	94.2	94.2	0.0	0.0	65.9	1.1	2.2	0.0	0.0	22.4	0.0	-0.0	2.6	2.6
42	476620.06	5368755.12	333.41	0	500	93.9	93.9	0.0	0.0	65.8	1.1	2.2	0.0	0.0	13.3	0.0	-0.0	11.5	11.5
43	476666.54	5368765.55	336.00	0	500	93.7	93.7	0.0	0.0	65.8	1.1	2.2	0.0	0.0	12.7	0.0	-0.0	11.8	11.8
44	476779.59	5368753.13	325.18	0	500	94.4	94.4	0.0	0.0	66.6	1.2	2.2	0.0	0.0	25.0	0.0	-0.0	-0.6	-0.6
45	476801.36	5368746.52	344.99	0	500	94.6	94.6	0.0	0.0	66.8	1.2	2.2	0.0	0.0	11.7	0.0	-0.0	12.7	12.7
46	476784.31	5368751.70	328.87	0	500	94.4	94.4	0.0	0.0	66.6	1.2	2.2	0.0	0.0	23.7	0.0	-0.0	0.6	0.6
47	476722.14	5368770.57	326.00	0	500	93.7	93.7	0.0	0.0	66.0	1.1	2.2	0.0	0.0	23.3	0.0	-0.0	1.1	1.1
48	476749.49	5368762.27	325.22	0	500	94.0	94.0	0.0	0.0	66.3	1.1	2.2	0.0	0.0	26.7	0.0	-0.0	-2.3	-2.3
49	476781.85	5368752.44	327.14	0	500	94.3	94.3	0.0	0.0	66.6	1.2	2.2	0.0	0.0	24.3	0.0	-0.0	-0.0	-0.0
50	476716.16	5368772.39	326.00	0	500	93.5	93.5	0.0	0.0	65.9	1.1	2.2	0.0	0.0	22.3	0.0	-0.0	2.0	2.0
51	476672.53	5368766.89	336.00	0	500	93.3	93.3	0.0	0.0	65.8	1.1	2.2	0.0	0.0	12.7	0.0	-0.0	11.4	11.4
52	476747.72	5368762.81	327.10	0	500	93.7	93.7	0.0	0.0	66.3	1.1	2.2	0.0	0.0	26.0	0.0	-0.0	-1.9	-1.9
53	476786.55	5368751.02	330.83	0	500	94.0	94.0	0.0	0.0	66.6	1.2	2.2	0.0	0.0	23.2	0.0	-0.0	0.9	0.9
54	476617.92	5368754.64	333.19	0	500	93.0	93.0	0.0	0.0	65.8	1.1	2.2	0.0	0.0	13.3	0.0	-0.0	10.6	10.6
55	476685.51	5368769.81	330.57	0	500	93.0	93.0	0.0	0.0	65.8	1.1	2.2	0.0	0.0	23.9	0.0	-0.0	-0.0	-0.0
56	476601.90	5368751.05	328.00	0	500	92.8	92.8	0.0	0.0	65.8	1.1	2.2	0.0	0.0	23.1	0.0	-0.0	0.6	0.6
57	476774.61	5368754.64	324.00	0	500	93.5	93.5	0.0	0.0	66.5	1.2	2.2	0.0	0.0	25.5	0.0	-0.0	-1.9	-1.9
58	476776.71	5368754.00	324.00	0	500	93.4	93.4	0.0	0.0	66.5	1.2	2.2	0.0	0.0	25.6	0.0	-0.0	-2.1	-2.1
59	476771.27	5368755.65	324.00	0	500	93.1	93.1	0.0	0.0	66.5	1.2	2.2	0.0	0.0	25.6	0.0	-0.0	-2.4	-2.4
60	476692.20	5368771.30	332.00	0	500	92.4	92.4	0.0	0.0	65.8	1.1	2.2	0.0	0.0	13.6	0.0	-0.0	9.6	9.6
61	476690.63	5368770.95	331.26	0	500	92.4	92.4	0.0	0.0	65.8	1.1	2.2	0.0	0.0	22.5	0.0	-0.0	0.8	0.8
62	476698.13	5368772.64	330.63	0	500	92.4	92.4	0.0	0.0	65.8	1.1	2.2	0.0	0.0	13.9	0.0	-0.0	9.3	9.3
63	476726.08	5368769.37	326.34	0	500	92.5	92.5	0.0	0.0	66.0	1.1	2.2	0.0	0.0	24.3	0.0	-0.0	-1.2	-1.2
64	476724.08	5368769.98	326.00	0	500	92.4	92.4	0.0	0.0	66.0	1.1	2.2	0.0	0.0	24.0	0.0	-0.0	-1.0	-1.0
65	476604.08	5368751.54	330.56	0	500	92.1	92.1	0.0	0.0	65.8	1.1	2.2	0.0	0.0	13.9	0.0	-0.0	9.1	9.1
66	476805.17	5368743.01	346.00	0	500	93.1	93.1	0.0	0.0	66.9	1.2	2.2	0.0	0.0	11.4	0.0	-0.0	11.4	11.4
67	476803.87	5368744.51	346.00	0	500	93.0	93.0	0.0	0.0	66.8	1.2	2.2	0.0	0.0	11.5	0.0	-0.0	11.2	11.2
68	476603.17	5368751.34	328.76	0	500	91.9	91.9	0.0	0.0	65.8	1.1	2.2	0.0	0.0	14.3	0.0	-0.0	8.5	8.5

Line Source, ISO 9613, Name: "Yr3_WasteTruck", ID: "Yr3_WasteTruck"																			
Nr.	X (m)	Y (m)	Z (m)	Refl.	Freq. (Hz)	LxT dB(A)	LxN dB(A)	K0 (dB)	Dc (dB)	Adiv (dB)	Aatm (dB)	Agr (dB)	Afol (dB)	Ahous (dB)	Abar (dB)	Cmet (dB)	RL (dB)	LrT dB(A)	LrN dB(A)
69	476789.33	5368750.17	333.41	0	500	92.7	92.7	0.0	0.0	66.7	1.2	2.2	0.0	0.0	22.6	0.0	-0.0	0.1	0.1
70	476928.63	5368600.75	336.00	0	500	95.1	95.1	0.0	0.0	69.1	1.6	2.2	0.0	0.0	18.4	0.0	-0.0	3.8	3.8
71	476607.90	5368752.40	332.21	0	500	91.8	91.8	0.0	0.0	65.8	1.1	2.2	0.0	0.0	13.5	0.0	-0.0	9.1	9.1
72	476681.18	5368768.83	333.65	0	500	91.7	91.7	0.0	0.0	65.8	1.1	2.2	0.0	0.0	13.3	0.0	-0.0	9.4	9.4
73	476606.48	5368752.08	332.07	0	500	91.6	91.6	0.0	0.0	65.8	1.1	2.2	0.0	0.0	13.6	0.0	-0.0	9.0	9.0
74	476605.19	5368751.79	331.53	0	500	91.4	91.4	0.0	0.0	65.8	1.1	2.2	0.0	0.0	13.7	0.0	-0.0	8.7	8.7
75	476735.70	5368766.45	328.00	0	500	91.7	91.7	0.0	0.0	66.1	1.1	2.2	0.0	0.0	25.1	0.0	-0.0	-2.8	-2.8
76	476694.54	5368771.83	332.00	0	500	91.4	91.4	0.0	0.0	65.8	1.1	2.2	0.0	0.0	13.6	0.0	-0.0	8.6	8.6
77	476791.98	5368749.37	335.37	0	500	92.2	92.2	0.0	0.0	66.7	1.2	2.2	0.0	0.0	13.7	0.0	-0.0	8.4	8.4
78	476598.72	5368750.34	328.54	0	500	91.3	91.3	0.0	0.0	65.8	1.1	2.2	0.0	0.0	23.3	0.0	-0.0	-1.2	-1.2
79	476684.24	5368769.52	331.57	0	500	91.2	91.2	0.0	0.0	65.8	1.1	2.2	0.0	0.0	23.3	0.0	-0.0	-1.1	-1.1
80	476593.59	5368749.19	330.93	0	500	91.3	91.3	0.0	0.0	65.8	1.1	2.2	0.0	0.0	13.5	0.0	-0.0	8.6	8.6
81	476707.38	5368774.71	326.00	0	500	91.3	91.3	0.0	0.0	65.9	1.1	2.2	0.0	0.0	22.5	0.0	-0.0	-0.4	-0.4
82	476660.14	5368764.11	336.00	0	500	91.2	91.2	0.0	0.0	65.8	1.1	2.2	0.0	0.0	12.7	0.0	-0.0	9.4	9.4
83	476820.20	5368725.70	346.00	0	500	92.5	92.5	0.0	0.0	67.2	1.2	2.2	0.0	0.0	11.1	0.0	-0.0	10.8	10.8
84	476664.79	5368765.16	336.00	0	500	91.1	91.1	0.0	0.0	65.8	1.1	2.2	0.0	0.0	12.7	0.0	-0.0	9.3	9.3
85	476609.24	5368752.70	332.35	0	500	91.1	91.1	0.0	0.0	65.8	1.1	2.2	0.0	0.0	13.5	0.0	-0.0	8.5	8.5
86	476594.85	5368749.47	330.70	0	500	91.1	91.1	0.0	0.0	65.8	1.1	2.2	0.0	0.0	13.6	0.0	-0.0	8.4	8.4
87	476752.85	5368761.25	324.00	0	500	91.5	91.5	0.0	0.0	66.3	1.1	2.2	0.0	0.0	26.8	0.0	-0.0	-4.9	-4.9
88	476813.19	5368733.77	346.00	0	500	92.2	92.2	0.0	0.0	67.0	1.2	2.2	0.0	0.0	11.3	0.0	-0.0	10.5	10.5
89	476591.61	5368748.74	330.92	0	500	91.0	91.0	0.0	0.0	65.8	1.1	2.2	0.0	0.0	13.5	0.0	-0.0	8.4	8.4
90	476682.34	5368769.09	332.98	0	500	91.0	91.0	0.0	0.0	65.8	1.1	2.2	0.0	0.0	22.6	0.0	-0.0	-0.7	-0.7
91	476769.61	5368756.16	324.00	0	500	91.6	91.6	0.0	0.0	66.5	1.2	2.2	0.0	0.0	25.7	0.0	-0.0	-3.9	-3.9
92	476597.94	5368750.16	329.54	0	500	91.0	91.0	0.0	0.0	65.8	1.1	2.2	0.0	0.0	14.0	0.0	-0.0	7.8	7.8
93	476806.35	5368741.66	346.00	0	500	92.0	92.0	0.0	0.0	66.9	1.2	2.2	0.0	0.0	11.4	0.0	-0.0	10.3	10.3
94	476658.93	5368763.84	336.00	0	500	90.7	90.7	0.0	0.0	65.8	1.1	2.2	0.0	0.0	12.7	0.0	-0.0	8.9	8.9
95	476696.05	5368772.17	332.00	0	500	90.7	90.7	0.0	0.0	65.8	1.1	2.2	0.0	0.0	13.6	0.0	-0.0	8.0	8.0
96	476796.81	5368747.90	341.07	0	500	91.6	91.6	0.0	0.0	66.8	1.2	2.2	0.0	0.0	12.5	0.0	-0.0	8.9	8.9
97	476610.42	5368752.96	332.48	0	500	90.7	90.7	0.0	0.0	65.8	1.1	2.2	0.0	0.0	13.5	0.0	-0.0	8.1	8.1
98	476595.99	5368749.73	330.47	0	500	90.5	90.5	0.0	0.0	65.8	1.1	2.2	0.0	0.0	13.7	0.0	-0.0	7.7	7.7
99	476583.34	5368746.89	330.99	0	500	90.4	90.4	0.0	0.0	65.9	1.1	2.2	0.0	0.0	13.2	0.0	-0.0	8.1	8.1
100	476772.85	5368755.18	324.00	0	500	91.1	91.1	0.0	0.0	66.5	1.2	2.2	0.0	0.0	25.5	0.0	-0.0	-4.4	-4.4
101	476712.68	5368773.44	326.00	0	500	90.4	90.4	0.0	0.0	65.9	1.1	2.2	0.0	0.0	22.4	0.0	-0.0	-1.1	-1.1
102	476713.71	5368773.13	326.00	0	500	90.3	90.3	0.0	0.0	65.9	1.1	2.2	0.0	0.0	22.3	0.0	-0.0	-1.3	-1.3
103	476795.87	5368748.19	339.56	0	500	91.0	91.0	0.0	0.0	66.7	1.2	2.2	0.0	0.0	12.8	0.0	-0.0	8.0	8.0
104	476788.22	5368750.51	332.41	0	500	90.9	90.9	0.0	0.0	66.7	1.2	2.2	0.0	0.0	22.8	0.0	-0.0	-1.9	-1.9
105	476802.81	5368745.73	345.95	0	500	91.0	91.0	0.0	0.0	66.8	1.2	2.2	0.0	0.0	11.5	0.0	-0.0	9.3	9.3
106	476697.24	5368772.44	331.63	0	500	90.0	90.0	0.0	0.0	65.8	1.1	2.2	0.0	0.0	13.7	0.0	-0.0	7.1	7.1
107	476795.29	5368748.36	338.56	0	500	90.7	90.7	0.0	0.0	66.7	1.2	2.2	0.0	0.0	13.0	0.0	-0.0	7.5	7.5
108	476807.26	5368740.61	346.00	0	500	90.8	90.8	0.0	0.0	66.9	1.2	2.2	0.0	0.0	11.4	0.0	-0.0	9.1	9.1
109	476683.18	5368769.28	332.33	0	500	89.7	89.7	0.0	0.0	65.8	1.1	2.2	0.0	0.0	22.7	0.0	-0.0	-2.0	-2.0
110	476657.11	5368763.43	336.00	0	500	89.7	89.7	0.0	0.0	65.8	1.1	2.2	0.0	0.0	12.7	0.0	-0.0	7.9	7.9
111	476793.91	5368748.78	337.14	0	500	90.6	90.6	0.0	0.0	66.7	1.2	2.2	0.0	0.0	13.3	0.0	-0.0	7.1	7.1
112	476791.10	5368749.64	334.37	0	500	90.4	90.4	0.0	0.0	66.7	1.2	2.2	0.0	0.0	22.4	0.0	-0.0	-2.0	-2.0
113	476714.65	5368772.84	326.00	0	500	89.6	89.6	0.0	0.0	65.9	1.1	2.2	0.0	0.0	22.3	0.0	-0.0	-2.0	-2.0
114	476597.14	5368749.98	330.19	0	500	89.5	89.5	0.0	0.0	65.8	1.1	2.2	0.0	0.0	13.8	0.0	-0.0	6.5	6.5
115	476706.33	5368774.47	326.00	0	500	89.2	89.2	0.0	0.0	65.9	1.1	2.2	0.0	0.0	22.5	0.0	-0.0	-2.5	-2.5
116	476794.76	5368748.53	337.70	0	500	90.0	90.0	0.0	0.0	66.7	1.2	2.2	0.0	0.0	13.2	0.0	-0.0	6.6	6.6
117	476799.41	5368747.11	343.79	0	500	89.9	89.9	0.0	0.0	66.8	1.2	2.2	0.0	0.0	12.0	0.0	-0.0	7.7	7.7
118	476751.76	5368761.58	324.00	0	500	89.4	89.4	0.0	0.0	66.3	1.1	2.2	0.0	0.0	26.9	0.0	-0.0	-7.2	-7.2
119	476768.51	5368756.49	324.00	0	500	89.5	89.5	0.0	0.0	66.5	1.1	2.2	0.0	0.0	25.8	0.0	-0.0	-6.1	-6.1
120	476590.47	5368748.49	330.87	0	500	88.8	88.8	0.0	0.0	65.8	1.1	2.2	0.0	0.0	13.4	0.0	-0.0	6.3	6.3
121	476693.39	5368771.57	332.00	0	500	88.7	88.7	0.0	0.0	65.8	1.1	2.2	0.0	0.0	13.6	0.0	-0.0	6.0	6.0
122	476663.81	5368764.94	336.00	0	500	88.6	88.6	0.0	0.0	65.8	1.1	2.2	0.0	0.0	12.7	0.0	-0.0	6.8	6.8
123	476600.12	5368750.65	328.00	0	500	88.6	88.6	0.0	0.0	65.8	1.1	2.2	0.0	0.0	23.4	0.0	-0.0	-3.9	-3.9
124	476746.37	5368763.21	328.00	0	500	89.0	89.0	0.0	0.0	66.2	1.1	2.2	0.0	0.0	25.7	0.0	-0.0	-6.3	-6.3
125	476812.16	5368734.96	346.00	0	500	89.7	89.7	0.0	0.0	67.0	1.2	2.2	0.0	0.0	11.3	0.0	-0.0	8.0	8.0
126	476599.43	5368750.50	328.00	0	500	88.4	88.4	0.0	0.0	65.8	1.1	2.2	0.0	0.0	23.4	0.0	-0.0	-4.1	-4.1
127	476622.12	5368755.58	333.64	0	500	88.4	88.4	0.0	0.0	65.8	1.1	2.2	0.0	0.0	13.2	0.0	-0.0	6.1	6.1
128	476739.17	5368765.40	328.00	0	500	88.8	88.8	0.0	0.0	66.2	1.1	2.2	0.0	0.0	25.4	0.0	-0.0	-6.1	-6.1

Line Source, ISO 9613, Name: "Yr3_WasteTruck", ID: "Yr3_WasteTruck"																			
Nr.	X (m)	Y (m)	Z (m)	Refl.	Freq. (Hz)	LxT dB(A)	LxN dB(A)	K0 (dB)	Dc (dB)	Adiv (dB)	Aatm (dB)	Agr (dB)	Afol (dB)	Ahous (dB)	Abar (dB)	Cmet (dB)	RL (dB)	LrT dB(A)	LrN dB(A)
129	476763.31	5368758.07	324.00	0	500	88.7	88.7	0.0	0.0	66.4	1.1	2.2	0.0	0.0	26.0	0.0	-0.0	-7.1	-7.1
130	476701.66	5368773.43	327.89	0	500	88.1	88.1	0.0	0.0	65.8	1.1	2.2	0.0	0.0	14.5	0.0	-0.0	4.5	4.5
131	476658.05	5368763.64	336.00	0	500	88.0	88.0	0.0	0.0	65.8	1.1	2.2	0.0	0.0	12.7	0.0	-0.0	6.2	6.2
132	476792.66	5368749.16	336.34	0	500	88.9	88.9	0.0	0.0	66.7	1.2	2.2	0.0	0.0	13.5	0.0	-0.0	5.3	5.3
133	476797.41	5368747.72	342.33	0	500	88.9	88.9	0.0	0.0	66.8	1.2	2.2	0.0	0.0	12.3	0.0	-0.0	6.5	6.5
134	476821.04	5368724.72	346.00	0	500	89.2	89.2	0.0	0.0	67.2	1.2	2.2	0.0	0.0	11.1	0.0	-0.0	7.5	7.5
135	476778.26	5368753.53	324.18	0	500	88.5	88.5	0.0	0.0	66.6	1.2	2.2	0.0	0.0	25.5	0.0	-0.0	-6.9	-6.9
136	476750.65	5368761.91	324.22	0	500	88.2	88.2	0.0	0.0	66.3	1.1	2.2	0.0	0.0	27.0	0.0	-0.0	-8.4	-8.4
137	476711.32	5368773.85	326.00	0	500	87.8	87.8	0.0	0.0	65.9	1.1	2.2	0.0	0.0	22.4	0.0	-0.0	-3.7	-3.7
138	476745.68	5368763.42	328.00	0	500	88.1	88.1	0.0	0.0	66.2	1.1	2.2	0.0	0.0	25.6	0.0	-0.0	-7.1	-7.1
139	476711.88	5368773.68	326.00	0	500	87.6	87.6	0.0	0.0	65.9	1.1	2.2	0.0	0.0	22.4	0.0	-0.0	-3.9	-3.9
140	476705.65	5368774.32	326.00	0	500	87.5	87.5	0.0	0.0	65.9	1.1	2.2	0.0	0.0	22.5	0.0	-0.0	-4.1	-4.1
141	476736.68	5368766.15	328.00	0	500	87.8	87.8	0.0	0.0	66.1	1.1	2.2	0.0	0.0	25.2	0.0	-0.0	-6.8	-6.8
142	476628.56	5368757.03	334.00	0	500	87.3	87.3	0.0	0.0	65.8	1.1	2.2	0.0	0.0	13.2	0.0	-0.0	5.1	5.1
143	476689.97	5368770.80	330.41	0	500	87.3	87.3	0.0	0.0	65.8	1.1	2.2	0.0	0.0	23.5	0.0	-0.0	-5.3	-5.3
144	476737.87	5368765.79	328.00	0	500	87.6	87.6	0.0	0.0	66.2	1.1	2.2	0.0	0.0	25.3	0.0	-0.0	-7.1	-7.1
145	476793.13	5368749.02	336.78	0	500	88.2	88.2	0.0	0.0	66.7	1.2	2.2	0.0	0.0	13.4	0.0	-0.0	4.7	4.7
146	476622.70	5368755.72	333.70	0	500	87.2	87.2	0.0	0.0	65.8	1.1	2.2	0.0	0.0	13.2	0.0	-0.0	4.9	4.9
147	476627.65	5368756.83	334.00	0	500	87.2	87.2	0.0	0.0	65.8	1.1	2.2	0.0	0.0	13.2	0.0	-0.0	4.9	4.9
148	476790.42	5368749.84	334.00	0	500	88.0	88.0	0.0	0.0	66.7	1.2	2.2	0.0	0.0	22.4	0.0	-0.0	-4.5	-4.5
149	476600.72	5368750.79	328.00	0	500	87.1	87.1	0.0	0.0	65.8	1.1	2.2	0.0	0.0	23.2	0.0	-0.0	-5.2	-5.2
150	476603.35	5368751.38	329.76	0	500	87.0	87.0	0.0	0.0	65.8	1.1	2.2	0.0	0.0	14.1	0.0	-0.0	3.8	3.8
151	476798.72	5368747.32	343.20	0	500	87.9	87.9	0.0	0.0	66.8	1.2	2.2	0.0	0.0	12.1	0.0	-0.0	5.6	5.6
152	476623.32	5368755.86	333.76	0	500	86.6	86.6	0.0	0.0	65.8	1.1	2.2	0.0	0.0	13.2	0.0	-0.0	4.3	4.3
153	476738.38	5368765.64	328.00	0	500	86.8	86.8	0.0	0.0	66.2	1.1	2.2	0.0	0.0	25.3	0.0	-0.0	-8.0	-8.0
154	476621.45	5368755.44	333.59	0	500	86.4	86.4	0.0	0.0	65.8	1.1	2.2	0.0	0.0	13.2	0.0	-0.0	4.1	4.1
155	476667.87	5368765.85	336.00	0	500	86.3	86.3	0.0	0.0	65.8	1.1	2.2	0.0	0.0	12.7	0.0	-0.0	4.5	4.5
156	476753.74	5368760.98	324.00	0	500	86.7	86.7	0.0	0.0	66.3	1.1	2.2	0.0	0.0	26.7	0.0	-0.0	-9.6	-9.6
157	476629.22	5368757.18	334.00	0	500	86.2	86.2	0.0	0.0	65.8	1.1	2.2	0.0	0.0	13.2	0.0	-0.0	3.9	3.9
158	476787.62	5368750.69	331.83	0	500	86.9	86.9	0.0	0.0	66.7	1.2	2.2	0.0	0.0	22.9	0.0	-0.0	-6.1	-6.1
159	476725.11	5368769.67	326.00	0	500	86.2	86.2	0.0	0.0	66.0	1.1	2.2	0.0	0.0	24.0	0.0	-0.0	-7.1	-7.1
160	476677.88	5368768.09	334.94	0	500	86.0	86.0	0.0	0.0	65.8	1.1	2.2	0.0	0.0	13.0	0.0	-0.0	3.9	3.9
161	476592.41	5368748.92	331.01	0	500	85.9	85.9	0.0	0.0	65.8	1.1	2.2	0.0	0.0	13.5	0.0	-0.0	3.3	3.3
162	476677.53	5368768.02	335.08	0	500	85.9	85.9	0.0	0.0	65.8	1.1	2.2	0.0	0.0	13.0	0.0	-0.0	3.8	3.8
163	476689.26	5368770.65	330.13	0	500	85.7	85.7	0.0	0.0	65.8	1.1	2.2	0.0	0.0	23.8	0.0	-0.0	-7.2	-7.2
164	476785.47	5368751.34	329.87	0	500	86.4	86.4	0.0	0.0	66.6	1.2	2.2	0.0	0.0	23.4	0.0	-0.0	-7.0	-7.0
165	476798.35	5368747.43	342.91	0	500	86.5	86.5	0.0	0.0	66.8	1.2	2.2	0.0	0.0	12.2	0.0	-0.0	4.2	4.2
166	476797.81	5368747.60	342.71	0	500	86.5	86.5	0.0	0.0	66.8	1.2	2.2	0.0	0.0	12.2	0.0	-0.0	4.1	4.1
167	476705.21	5368774.22	326.00	0	500	85.5	85.5	0.0	0.0	65.9	1.1	2.2	0.0	0.0	22.5	0.0	-0.0	-6.1	-6.1
168	476673.73	5368767.16	336.00	0	500	85.5	85.5	0.0	0.0	65.8	1.1	2.2	0.0	0.0	12.7	0.0	-0.0	3.6	3.6
169	476698.93	5368772.82	329.77	0	500	85.2	85.2	0.0	0.0	65.8	1.1	2.2	0.0	0.0	14.1	0.0	-0.0	2.0	2.0
170	476796.42	5368748.02	340.24	0	500	86.1	86.1	0.0	0.0	66.8	1.2	2.2	0.0	0.0	12.7	0.0	-0.0	3.2	3.2
171	476737.14	5368766.02	328.00	0	500	85.4	85.4	0.0	0.0	66.1	1.1	2.2	0.0	0.0	25.2	0.0	-0.0	-9.2	-9.2
172	476780.75	5368752.78	326.14	0	500	85.9	85.9	0.0	0.0	66.6	1.2	2.2	0.0	0.0	24.7	0.0	-0.0	-8.8	-8.8
173	476592.75	5368749.00	331.02	0	500	84.9	84.9	0.0	0.0	65.8	1.1	2.2	0.0	0.0	13.5	0.0	-0.0	2.3	2.3
174	476671.36	5368766.63	336.00	0	500	84.8	84.8	0.0	0.0	65.8	1.1	2.2	0.0	0.0	12.7	0.0	-0.0	2.9	2.9
175	476737.45	5368765.92	328.00	0	500	84.9	84.9	0.0	0.0	66.1	1.1	2.2	0.0	0.0	25.2	0.0	-0.0	-9.8	-9.8
176	476702.08	5368773.52	327.75	0	500	84.5	84.5	0.0	0.0	65.9	1.1	2.2	0.0	0.0	14.5	0.0	-0.0	0.9	0.9
177	476800.15	5368746.89	344.04	0	500	85.3	85.3	0.0	0.0	66.8	1.2	2.2	0.0	0.0	11.9	0.0	-0.0	3.2	3.2
178	476710.66	5368774.06	326.00	0	500	84.4	84.4	0.0	0.0	65.9	1.1	2.2	0.0	0.0	22.4	0.0	-0.0	-7.1	-7.1
179	476746.89	5368763.06	328.00	0	500	84.8	84.8	0.0	0.0	66.3	1.1	2.2	0.0	0.0	25.7	0.0	-0.0	-10.5	-10.5
180	476576.42	5368745.33	330.00	0	500	84.3	84.3	0.0	0.0	65.9	1.1	2.2	0.0	0.0	13.2	0.0	-0.0	1.9	1.9
181	476754.10	5368760.87	324.00	0	500	84.6	84.6	0.0	0.0	66.3	1.1	2.2	0.0	0.0	26.6	0.0	-0.0	-11.7	-11.7
182	476729.71	5368768.27	327.39	0	500	84.3	84.3	0.0	0.0	66.1	1.1	2.2	0.0	0.0	23.8	0.0	-0.0	-8.9	-8.9
183	476710.91	5368773.98	326.00	0	500	84.2	84.2	0.0	0.0	65.9	1.1	2.2	0.0	0.0	22.4	0.0	-0.0	-7.4	-7.4
184	476754.37	5368760.78	324.00	0	500	84.5	84.5	0.0	0.0	66.3	1.1	2.2	0.0	0.0	26.6	0.0	-0.0	-11.8	-11.8
185	476628.18	5368756.95	334.00	0	500	84.0	84.0	0.0	0.0	65.8	1.1	2.2	0.0	0.0	13.2	0.0	-0.0	1.7	1.7
186	476797.16	5368747.79	341.86	0	500	84.9	84.9	0.0	0.0	66.8	1.2	2.2	0.0	0.0	12.4	0.0	-0.0	2.4	2.4
187	476683.62	5368769.38	332.00	0	500	83.9	83.9	0.0	0.0	65.8	1.1	2.2	0.0	0.0	22.7	0.0	-0.0	-8.0	-8.0
188	476596.64	5368749.87	330.36	0	500	83.8	83.8	0.0	0.0	65.8	1.1	2.2	0.0	0.0	13.8	0.0	-0.0	0.9	0.9

Line Source, ISO 9613, Name: "Yr3_WasteTruck", ID: "Yr3_WasteTruck"																			
Nr.	X (m)	Y (m)	Z (m)	Refl.	Freq. (Hz)	LxT dB(A)	LxN dB(A)	K0 (dB)	Dc (dB)	Adiv (dB)	Aatm (dB)	Agr (dB)	Afol (dB)	Ahous (dB)	Abar (dB)	Cmet (dB)	RL (dB)	LrT dB(A)	LrN dB(A)
189	476748.49	5368762.57	326.10	0	500	84.1	84.1	0.0	0.0	66.3	1.1	2.2	0.0	0.0	26.4	0.0	-0.0	-11.9	-11.9
190	476686.41	5368770.01	330.00	0	500	83.7	83.7	0.0	0.0	65.8	1.1	2.2	0.0	0.0	24.1	0.0	-0.0	-9.5	-9.5
191	476783.19	5368752.04	328.00	0	500	84.3	84.3	0.0	0.0	66.6	1.2	2.2	0.0	0.0	24.0	0.0	-0.0	-9.7	-9.7
192	476689.63	5368770.73	330.27	0	500	83.5	83.5	0.0	0.0	65.8	1.1	2.2	0.0	0.0	23.6	0.0	-0.0	-9.3	-9.3
193	476602.94	5368751.28	328.00	0	500	83.4	83.4	0.0	0.0	65.8	1.1	2.2	0.0	0.0	23.1	0.0	-0.0	-8.8	-8.8
194	476812.56	5368734.50	346.00	0	500	84.6	84.6	0.0	0.0	67.0	1.2	2.2	0.0	0.0	11.3	0.0	-0.0	2.9	2.9
195	476782.94	5368752.11	328.00	0	500	84.0	84.0	0.0	0.0	66.6	1.2	2.2	0.0	0.0	24.0	0.0	-0.0	-10.0	-10.0
196	476751.24	5368761.74	324.00	0	500	83.7	83.7	0.0	0.0	66.3	1.1	2.2	0.0	0.0	27.0	0.0	-0.0	-12.9	-12.9
197	476699.18	5368772.87	329.68	0	500	83.2	83.2	0.0	0.0	65.8	1.1	2.2	0.0	0.0	14.1	0.0	-0.0	-0.0	-0.0
198	476698.74	5368772.77	329.91	0	500	83.1	83.1	0.0	0.0	65.8	1.1	2.2	0.0	0.0	14.1	0.0	-0.0	-0.1	-0.1
199	476738.71	5368765.54	328.00	0	500	83.4	83.4	0.0	0.0	66.2	1.1	2.2	0.0	0.0	25.4	0.0	-0.0	-11.5	-11.5
200	476628.92	5368757.11	334.00	0	500	82.9	82.9	0.0	0.0	65.8	1.1	2.2	0.0	0.0	13.2	0.0	-0.0	0.7	0.7
201	476777.86	5368753.65	324.00	0	500	83.6	83.6	0.0	0.0	66.6	1.2	2.2	0.0	0.0	25.6	0.0	-0.0	-11.9	-11.9
202	476657.65	5368763.56	336.00	0	500	82.5	82.5	0.0	0.0	65.8	1.1	2.2	0.0	0.0	12.7	0.0	-0.0	0.7	0.7
203	476590.92	5368748.59	330.83	0	500	82.4	82.4	0.0	0.0	65.8	1.1	2.2	0.0	0.0	13.5	0.0	-0.0	-0.2	-0.2
204	476811.78	5368735.40	346.00	0	500	83.5	83.5	0.0	0.0	67.0	1.2	2.2	0.0	0.0	11.3	0.0	-0.0	1.8	1.8
205	476691.14	5368771.07	332.00	0	500	82.3	82.3	0.0	0.0	65.8	1.1	2.2	0.0	0.0	13.6	0.0	-0.0	-0.4	-0.4
206	476696.69	5368772.31	332.00	0	500	81.8	81.8	0.0	0.0	65.8	1.1	2.2	0.0	0.0	13.6	0.0	-0.0	-1.0	-1.0
207	476798.08	5368747.52	342.82	0	500	82.7	82.7	0.0	0.0	66.8	1.2	2.2	0.0	0.0	12.2	0.0	-0.0	0.3	0.3
208	476623.03	5368755.79	333.74	0	500	81.7	81.7	0.0	0.0	65.8	1.1	2.2	0.0	0.0	13.2	0.0	-0.0	-0.6	-0.6
209	476819.55	5368726.44	346.00	0	500	83.0	83.0	0.0	0.0	67.2	1.2	2.2	0.0	0.0	11.1	0.0	-0.0	1.2	1.2
210	476695.28	5368772.00	332.00	0	500	81.6	81.6	0.0	0.0	65.8	1.1	2.2	0.0	0.0	13.6	0.0	-0.0	-1.1	-1.1
211	476689.46	5368770.69	330.25	0	500	81.4	81.4	0.0	0.0	65.8	1.1	2.2	0.0	0.0	23.6	0.0	-0.0	-11.3	-11.3
212	476799.91	5368746.96	344.00	0	500	82.3	82.3	0.0	0.0	66.8	1.2	2.2	0.0	0.0	11.9	0.0	-0.0	0.2	0.2
213	476798.94	5368747.26	343.52	0	500	82.3	82.3	0.0	0.0	66.8	1.2	2.2	0.0	0.0	12.0	0.0	-0.0	0.1	0.1
214	476691.29	5368771.10	332.00	0	500	81.3	81.3	0.0	0.0	65.8	1.1	2.2	0.0	0.0	13.6	0.0	-0.0	-1.4	-1.4
215	476695.41	5368772.03	332.00	0	500	81.1	81.1	0.0	0.0	65.8	1.1	2.2	0.0	0.0	13.6	0.0	-0.0	-1.7	-1.7
216	476751.06	5368761.79	324.00	0	500	81.4	81.4	0.0	0.0	66.3	1.1	2.2	0.0	0.0	27.0	0.0	-0.0	-15.3	-15.3
217	476627.96	5368756.90	334.00	0	500	80.9	80.9	0.0	0.0	65.8	1.1	2.2	0.0	0.0	13.2	0.0	-0.0	-1.4	-1.4
218	476621.72	5368755.50	333.61	0	500	80.8	80.8	0.0	0.0	65.8	1.1	2.2	0.0	0.0	13.2	0.0	-0.0	-1.6	-1.6
219	476693.81	5368771.67	332.00	0	500	80.7	80.7	0.0	0.0	65.8	1.1	2.2	0.0	0.0	13.6	0.0	-0.0	-2.0	-2.0
220	476750.94	5368761.83	324.00	0	500	80.6	80.6	0.0	0.0	66.3	1.1	2.2	0.0	0.0	27.0	0.0	-0.0	-16.1	-16.1
221	476790.07	5368749.95	334.00	0	500	80.9	80.9	0.0	0.0	66.7	1.2	2.2	0.0	0.0	22.4	0.0	-0.0	-11.7	-11.7
222	476603.43	5368751.39	330.03	0	500	79.7	79.7	0.0	0.0	65.8	1.1	2.2	0.0	0.0	14.0	0.0	-0.0	-3.4	-3.4
223	476605.73	5368751.91	332.00	0	500	79.6	79.6	0.0	0.0	65.8	1.1	2.2	0.0	0.0	13.6	0.0	-0.0	-3.1	-3.1
224	476696.88	5368772.35	332.00	0	500	79.5	79.5	0.0	0.0	65.8	1.1	2.2	0.0	0.0	13.6	0.0	-0.0	-3.2	-3.2
225	476773.50	5368754.98	324.00	0	500	80.0	80.0	0.0	0.0	66.5	1.2	2.2	0.0	0.0	25.5	0.0	-0.0	-15.4	-15.4
226	476696.80	5368772.34	332.00	0	500	78.6	78.6	0.0	0.0	65.8	1.1	2.2	0.0	0.0	13.6	0.0	-0.0	-4.2	-4.2
227	476634.01	5368758.25	334.00	0	500	78.5	78.5	0.0	0.0	65.8	1.1	2.2	0.0	0.0	13.2	0.0	-0.0	-3.8	-3.8
228	476796.31	5368748.05	340.03	0	500	79.0	79.0	0.0	0.0	66.8	1.2	2.2	0.0	0.0	12.8	0.0	-0.0	-3.9	-3.9
229	476592.93	5368749.04	331.04	0	500	78.0	78.0	0.0	0.0	65.8	1.1	2.2	0.0	0.0	13.5	0.0	-0.0	-4.6	-4.6
230	476819.47	5368726.54	346.00	0	500	77.8	77.8	0.0	0.0	67.2	1.2	2.2	0.0	0.0	11.1	0.0	-0.0	-3.9	-3.9
231	476628.04	5368756.91	334.00	0	500	76.3	76.3	0.0	0.0	65.8	1.1	2.2	0.0	0.0	13.2	0.0	-0.0	-6.0	-6.0
232	476633.95	5368758.24	334.00	0	500	75.6	75.6	0.0	0.0	65.8	1.1	2.2	0.0	0.0	13.2	0.0	-0.0	-6.6	-6.6
233	476634.05	5368758.26	334.00	0	500	72.9	72.9	0.0	0.0	65.8	1.1	2.2	0.0	0.0	13.2	0.0	-0.0	-9.3	-9.3